

2021 DIVISION

# champs

POSTSEASON MEDIA GUIDE



guaranteedRate

PRESENTS THE 2021  
CHICAGO WHITE SOX

# 2021 POSTSEASON MEDIA GUIDE

Guaranteed Rate Field • 333 W. 35th Street • Chicago, IL 60616 • 312-674-1000  
 www.whitesox.com • www.loswhitesox.com • @whitesox • whitesoxpressbox.com

## POSTSEASON MEDIA GUIDE INDEX

### OVERVIEW (1-7)

Cover ..... 1  
 Season-In-Review Index ..... 2  
 White Sox Headshots ..... 3  
 White Sox Season Highlights ..... 4-7

### COACHING STAFF (8-18)

Tony La Russa ..... 9-10  
 Daryl Boston ..... 11  
 Howie Clark ..... 11  
 Miguel Cairo ..... 12  
 Shelley Duncan ..... 13  
 Curt Hasler ..... 14  
 Ethan Katz ..... 15  
 Joe McEwing ..... 16  
 Frank Menechino ..... 17  
 Jerry Narron ..... 18

### PLAYERS AND ROSTER (19-92)

José Abreu ..... 20-22  
 Tim Anderson ..... 23-26  
 Aaron Bummer ..... 27-28  
 Jake Burger ..... 29  
 Ryan Burr ..... 30  
 Dylan Cease ..... 31-32  
 Zack Collins ..... 33  
 Jimmy Cordero ..... 34  
 Garrett Crochet ..... 35  
 Adam Engel ..... 36-37  
 Matt Foster ..... 38  
 Jace Fry ..... 39  
 Leury García ..... 40-41  
 Lucas Giolito ..... 42-43  
 Romy Gonzalez ..... 44  
 Brian Goodwin ..... 45-46  
 Yasmani Grandal ..... 47-49  
 Billy Hamilton ..... 50-51  
 Liam Hendriks ..... 52-54  
 César Hernández ..... 55-56  
 Eloy Jiménez ..... 57-58  
 Dallas Keuchel ..... 59-60  
 Craig Kimbrel ..... 61-63  
 Michael Kopech ..... 64-65  
 Jimmy Lambert ..... 66  
 Reynaldo López ..... 67-68  
 Lance Lynn ..... 69-71  
 Evan Marshall ..... 72-73  
 Danny Mendick ..... 74  
 Yermín Mercedes ..... 75-76  
 Yoán Moncada ..... 77-78

Luis Robert ..... 79-80  
 Carlos Rodón ..... 81-82  
 José Ruiz ..... 83  
 Gavin Sheets ..... 84  
 Ryan Tepera ..... 85-86  
 Andrew Vaughn ..... 87  
 Seby Zavala ..... 88  
 Others To Appear In 2021 ..... 89-90  
 White Sox Roster ..... 91

### STATISTICAL REVIEW (92-152)

Major League Standings ..... 93  
 American League Standings ..... 94  
 Major League Attendance ..... 95  
 2021 Day-By-Day ..... 96-98  
 2021 Single-Game Highs ..... 99  
 2021 Transactions ..... 100-101  
 Close Games ..... 102  
 Top Pitching Performances ..... 103  
 Starting Pitcher Game Logs ..... 104-105  
 White Sox Final Statistics ..... 106-107  
 White Sox Fielding By Position ..... 108  
 White Sox Batting Leaders ..... 108  
 White Sox Pitching Leaders ..... 108  
 White Sox Miscellaneous Statistics ..... 109  
 White Sox Starts By Order ..... 109  
 White Sox Starts By Position ..... 109  
 White Sox Batting Splits ..... 110  
 White Sox Pitching Splits ..... 111  
 White Sox Designated Hitters ..... 112  
 White Sox Pinch Hitters ..... 112  
 White Sox with RISP ..... 112  
 White Sox with Bases Loaded ..... 113  
 White Sox Starting Pitchers ..... 113  
 White Sox Relief Pitchers ..... 113  
 White Sox Home Run Log ..... 114-115  
 White Sox in First Half ..... 116  
 White Sox in Second Half ..... 117  
 White Sox in Home Games ..... 118  
 White Sox in Road Games ..... 119  
 White Sox in Day Games ..... 120  
 White Sox in Night Games ..... 121  
 White Sox on Grass/Turf ..... 122-123  
 White Sox vs. LHP/RHP ..... 124-125  
 AL Club Batting/Pitching/Fielding ..... 126  
 AL Batting Leaders ..... 127  
 AL Pitching Leaders ..... 128  
 NL Club Batting/Pitching/Fielding ..... 129  
 NL Batting Leaders ..... 130  
 NL Pitching Leaders ..... 131

White Sox vs. 2021 Opponents ... 132-150  
 Spring Training Statistics ..... 151  
 The Last Time It Happened ..... 152

### POSTSEASON HISTORY (153-174)

Postseason Summary ..... 154-155  
 Postseason Records ..... 156  
 Postseason Pitching | HR ..... 157  
 1906 World Series ..... 158  
 1917 World Series ..... 159  
 1919 World Series ..... 160  
 1959 World Series ..... 161  
 1983 ALCS ..... 162  
 1993 ALCS ..... 163  
 2000 ALDS ..... 164  
 2005 Postseason ..... 165-172  
 2008 ALDS ..... 173  
 2020 ALWS ..... 174

### MINORS REVIEW (175-184)

Organizational Summary ..... 176  
 Organizational Leaders ..... 177  
 Class AAA Charlotte ..... 178  
 Class AA Birmingham ..... 179  
 Class A Winston-Salem ..... 180  
 Class A Kannapolis ..... 181  
 ACL White Sox ..... 182  
 DSL White Sox ..... 183  
 White Sox 2021 Draft ..... 184

### MEDIA AND MISC. (185-190)

Media Guidelines ..... 186  
 2021 Postseason Schedule ..... 187-188  
 2021 Postseason Bracket ..... 189  
 2022 White Sox Schedules ..... 190



## SEASON IN REVIEW CREDITS

The 2021 White Sox Postseason Media Guide was produced by the club's Media Relations Department. Information was gathered through October 7. For additional information, contact the media relations department at 312-674-5300.

Editor/Design ..... Bob Beghtol  
 Assistant Editors ..... Ray Garcia and Joe Roti  
 Photographer ..... Ron Vesely  
 Cover Design, Photography ..... Toby Ramos, Ron Vesely  
 Project Contributors ..... Billy Russo, Hannah Sundwall, Sheena Quinn, Toby Ramos

© 2021 Chicago White Sox

**WHITE SOX OVERVIEW**

**MANAGER & COACHES**

**PLAYERS & ROSTER**

**2020 SEASON REVIEW**

**POSTSEASON HISTORY**

**MEDIA INFO. & MISC.**

# WHITE SOX POSTSEASON ROSTER



22 Tony La Russa | Mgr.



8 Daryl Boston | First Base



41 Miguel Cairo | Bench



37 Howe Clark | Ast. Hitting



49 Shelley Duncan | Analytics



29 Curt Hester | Bullpen



52 Ethan Katz | Pitching



47 Joe McElwain | Third Base



26 Frank Menchino | Hitting



38 Jerry Narron | Instructor



79 José Abreu | 1B



77 Micker Adolfo | OF



7 Tim Anderson | SS



39 Aaron Bummer | LHP



30 Jake Burger | INF



61 Ryan Burr | RHP



84 Dylan Cease | RHP



21 Zack Collins | C



45 Garrett Crochet | LHP



15 Adam Engel | OF



63 Matt Foster | RHP



57 Jace Fry | LHP



28 Leury Garcia | INF



27 Lucas Giolito | RHP



5 Romy Gonzalez | INF



18 Brian Goodwin | OF



24 Yasmani Grandal | C



0 Billy Hamilton | OF



31 Lam Hendriks | RHP



12 César Hernández | INF



74 Eloy Jiménez | OF



60 Dallas Kautiel | LHP



46 Craig Kimbrel | RHP



34 Michael Kopech | RHP



58 Jimmy Lambert | RHP



40 Reynano López | RHP



33 Lance Lynn | RHP



43 Evan Marshall | RHP



20 Danny Mendick | INF



73 Yermín Mercedes | C



10 Yoán Moncada | 3B



88 Luis Robert | OF



55 Carlos Rodón | LHP



66 José Ruiz | RHP



76 Blake Rutherford | OF



32 Gavin Sheets | INF



53 Jonathan Siewer | RHP



52 Ryan Tepera | RHP



25 Andrew Vaughn | OF



44 Seby Zavala | C

# WHITE SOX SEASON HIGHLIGHTS

## 2021 TEAM NOTES

### HOW THE CENTRAL WAS WON

- The White Sox went 93-69 in 2021 under Hall-of-Fame manager Tony La Russa to finish 13.0 games ahead of Cleveland and capture their first American League Central title since 2008 and the fifth division title since 1969.
- The Sox have qualified for the postseason for the 11th time in franchise history and first time ever in back-to-back seasons.
- The 93 wins were the most for the White Sox since 2005 when they won the World Series after a 99-63 regular season ... their 13.0-game margin of victory over the Indians was the second-largest in franchise history behind the 1983 club (20.0), also managed by La Russa.
- Despite the extended absences of C Yasmani Grandal and OFs Eloy Jiménez and Luis Robert, the White Sox recorded a winning record in all six months of the season despite not recording a winning streak of longer than six games.

### WINNING WAYS

- The White Sox recorded a winning record in all six months in 2021 and have posted eight straight winning months dating back to last season, their longest streak since a nine-month run from June 1993-August 1994.
- This season marks the first time since 1963 that the Sox have posted a winning record in all six months of a season.

### VIEW FROM THE TOP

- The White Sox were in first place for 152 days in 2021, including every day since 5/7, the third-highest total in franchise history behind the 2005 (183) and 2000 (169) clubs.
- The Sox moved into first place for good with a 3-0 victory at Kansas City on 5/7, took an 8.0-game lead into the All-Star Break, and their lead was never smaller than 9.0 games after 8/1.
- They were a season-high 25 games over .500 on 10/2 (93-68) and led the division by as much as 14.0 games, also on 10/2.
- Per STATS, the Sox owned a 10.0-plus game lead at any point in one season for the fifth time in franchise history.

### HOF AT THE HELM

- HOF manager Tony La Russa returned to the dugout following a 10-year absence to guide the White Sox to a 93-69 record, their first American League Central division title since 2008 and back-to-back postseason appearances for the first time in franchise history.
- La Russa, who was inducted into the Hall of Fame in 2014, has reached the postseason for the 15th time in his career and ninth time in his last 13 seasons ... he is the first manager in MLB history to reach the postseason in five different decades.
- At age 77 years and three days as of 10/7, La Russa is the third-oldest manager in MLB history, trailing only Connie Mack (87.283 in 1950) and Jack McKeon (80.309 in 2011) and the oldest to manage in the postseason.
- La Russa made his first postseason appearance with the White Sox in 1983, losing to Baltimore in the ALCS in four games ... the 38-year between his first and most recent postseason appearance is the largest gap in MLB history.

### HOME FIELD ADVANTAGE

- The White Sox went 53-28 (.654) at home in 2021, the best record in the American League and their best mark since 2008 when they were 54-28 (.659) ... the Sox hit 110 home runs at Guaranteed Rate Field, their most since in a season since 2012 (120) ... the Sox ranked second in the AL with a 3.53 ERA at home, trailing only Tampa Bay (2.93).
- Tim Anderson ranked fourth in the AL with a .325 average, while Lance Lynn (2nd, 2.56) and Dylan Cease (5th, 3.18) ranked among the AL leaders in ERA.

### BEEN THERE, DONE THAT

- Twenty-one members of the White Sox 26-man roster for the ALDS possess postseason experience, led by C Yasmani Grandal (36) and RHP Lance Lynn (26).
- RHP Craig Kimbrel is third on the team with 20 games of playoff experience, followed by RHP Liam Hendriks (eight), 1B José Abreu, SS Tim Anderson, OF Adam Engel, OF Billy Hamilton, 3B Yoán Moncada, OF Luis Robert and RHP Ryan Tepera (three each).
- RHP Dylan Cease, Zack Collins, RHP Lucas Giolito, LHP Garrett Crochet, OF Eloy Jiménez, RHP Reynaldo López and LHP Carlos Rodón each has one game of playoff experience.
- Kimbrel (2018 with Boston), Dallas Keuchel (2017 with Houston) and Lynn (2011 with St. Louis) each have won a World Series title, while Grandal has played in seven Fall Classic Games.
- Manager Tony La Russa owns a 70-58 record in the postseason, winning World Series titles with Oakland in 1989 and St. Louis in 2006 and 2011, his final season before retiring.
- La Russa's teams have won 13 division titles, six pennants and three World Series championships (1989 with Oakland; 2006 and 2011 with St. Louis).

### CENTRAL COMMAND

- The White Sox went 44-32 vs. the American League Central in 2021, their third consecutive winning record against the division, and have gone 69-47 since the start of the 2020 season.
- The Sox went 10-9 vs. Cleveland, 12-7 vs. Detroit, 9-10 vs. Kansas City and 13-6 vs. Minnesota.

### WHAT A DIFFERENCE

- The White Sox ranked fourth in the American League with a +160 run differential, trailing only Tampa Bay (+206), Houston (+205) and Toronto (+183) ... Cleveland (-10) was the next-closest AL Central team.

### FIRST COME, FIRST SERVED

- The White Sox were 66-23 in 2021 when scoring first, compared to 27-46 when the opponent scores first.
- The Sox outscored their opponents, 518-340, over the first five innings, including a 90-68 edge in the first.

### ALL HANDS ON DECK

- The White Sox captured the American League Central division title despite the extended absences this season of OF Adam Engel (strained right hamstring), C Yasmani Grandal (torn left knee tendon), OF Eloy Jiménez (torn left pectoral tendon), INF Nick Madrigal (season-ending hamstring surgery), RHP Evan Marshall (strained right flexor pronator) and OF Luis Robert (right hip flexor strain).
- Engel endured three stints on the injured list ... Grandal, who led the team in walks and ranked second in home runs, missed nearly two months ... Jiménez, a 2020 AL Silver Slugger winner, missed the first 99 games of the season.
- Marshall, who recorded 33 holds from 2019-21, has not pitched since 6/29 ... Robert, a 2020 AL Gold Glove Award winner, also missed nearly three months of the season.
- The starting rotation of Dylan Cease (32 starts), Lucas Giolito (31), Dallas Keuchel (30), Lance Lynn (28) and Carlos Rodón (24) combined to make 145 of the clubs' 162 starts in 2021.

### AT THE GATE

- The White Sox ranked fifth in the American League in attendance in 2021, drawing 1,596,385 fans in 78 dates, an average of 20,466.
- The Sox averaged 28,324 fans in 39 games after opening to full capacity, including six sellouts ... they drew crowds of 30,000-plus 19 times and 21,000 in each to each of their final 11 home games.

# WHITE SOX SEASON HIGHLIGHTS

## DEADLINE DEALINGS

● The White Sox made three trades at the 2021 deadline, acquiring RHP Craig Kimbrel from the Cubs in exchange for RHP Codi Heuer and 2B Nick Madrigal, RHP Ryan Tepera from the Cubs for LHP Bailey Horn and INF César Hernández from Cleveland for LHP Konnor Pilkington.

● Kimbrel led all MLB relievers with a 0.48 ERA (2 ER/37.2 IP) at the time of the trade, and Hernández already had hit a career-high 18 home runs with the Indians.

## FIRST-HALF PHENOMS

● The White Sox went 54-35 (.607) in the first half, the best record in the American League and their most wins and best winning percentage since 2006 (57-31, .648) ... their 8.0-game lead over Cleveland at the break was the third-largest in franchise history behind the 2000 (10.5) and 2005 (9.0) clubs.

● Carlos Rodón (130), Lucas Giolito (125), Dylan Cease (117) and Lance Lynn (105) became the first foursome in Sox history to each strike out 100-plus batters in the first half ... Rodón's 130 strikeouts are the fifth-highest total in Sox history before the break, while Giolito's 125 rank sixth.

## SEEING STARS

● SS Tim Anderson (first career), RHPs Liam Hendriks and Lance Lynn (second each) and LHP Carlos Rodón (first) were named to the American League All-Star Team in 2021 ... the four All-Stars were the most for the White Sox since 2012 (also four) ... Hendriks, Lynn and Rodón were selected via the AL player vote, while Anderson replaced Houston's Carlos Correa on the roster.

● Anderson became the first White Sox position player selected in the first round of the draft to make the All-Star Team since Frank Thomas (1993-97) ... Lynn and Rodón's selections marked the first time the Sox sent multiple starting pitchers to the Midsummer Classic since Jake Peavy and Sale in 2012.

## WELCOME TO THE SHOW

● Only four White Sox players made their major-league debuts in 2021, down from 12 in 2020: INF Jake Burger, INF/OF Romy Gonzalez, INF/OF Gavin Sheets and INF/OF Andrew Vaughn.

## FARM SYSTEM YIELDS BIG RETURNS

● Eleven of the 26 players on the 26-man ALDS roster are products of the White Sox farm system, including first-rounders SS Tim Anderson (2013), LHP Carlos Rodón (2014), C Zack Collins (2016), IN/OF Andrew Vaughn (2019) and LHP Garrett Crochet (2020) and second-rounder 1B Gavin Sheets (2016).

● INF Nick Madrigal, the No. 4 overall pick in the 2018 draft, was traded to the Cubs on 7/31 as part of the deal that yielded All-Star closer Craig Kimbrel.

● LHP Aaron Bummer, OF Adam Engel, INF Danny Mendick and OF Luis Robert also are products of the Sox farm system.

## IF YOU BUILD IT, THEY WILL WILL COME

● Tim Anderson hit a game-ending, two-run homer off Zack Britton with one out in the ninth inning as the White Sox defeated the Yankees, 9-8, in front of a sellout crowd of 7,832 at the inaugural "Field of Dreams Game" in Dyersville, Iowa.

● After the Yankees scored four runs in the top of the ninth off closer Liam Hendriks (4 ER/1.0 IP), Seby Zavala drew a one-out walk off Britton to set the stage for Anderson's second career walkoff homer (also 4/26/19 vs. Detroit).

● Lance Lynn (4 ER/5.0 IP) posted a ND, while Michael Kopech (1.1 IP), Aaron Bummer (0.2) and Craig Kimbrel (1.0) each posted holds with scoreless outings.

● José Abreu hit the first-ever home run in a regular-season game in the state of Iowa, a solo shot off Andrew Heaney in the first (No. 23) ... Anderson finished with three RBI and two runs scored, Eloy Jiménez hit a three-run home run in the third (No. 6), and Zavala hit a two-run homer in the fourth (No. 4).

● It was the most-watched regular season game in 16 years, with 5,903,000 viewers across FOX and FOX Deportes.

## "HAWK" TO THE HALL ... YES!

● Ken Harrelson was honored by the National Baseball Hall of Fame as the 2020 Ford C. Frick Award winner at an Awards Presentation on 7/24 in Cooperstown, N.Y.

● Additional 2020 and 2021 honorees on 7/24 included Al Michaels, Dick Kaegel, Nick Cafardo and David Montgomery.

● The presentation was a TV-only event on MLB Network.



# WHITE SOX SEASON HIGHLIGHTS

## 2021 BATTING NOTES

### OVERVIEW

- The White Sox ranked among the American League leaders in 2021 in on-base percentage (2nd, .336), walks (2nd, 586), average (4th, .256), OPS (4th, .758), runs scored (5th, 796) and slugging percentage (6th, .422)
- The .336 on-base percentage was their highest since 2006 (.342), the 586 walks were the most since 2000 (591), and their 110 home runs at home were their most since 2012 (120).
- The Sox batted .272/.353/.447 (311-1,142) with 42 home runs and 172 runs scored (5.1 per game) over the final 34 games of the season (since 8/26).

### MAKE 'EM EARN IT

- The White Sox ranked sixth in the major leagues with a 3.81 ERA, which was their lowest mark since 2005 (3.61) ... the starting rotation ranked eighth in the majors with a 3.85 ERA, which was its lowest mark since 2005 (3.75).

### LONG BALL

- Despite tying for 11th in the American League with 190 home runs in 2021, the White Sox hit four or more in a game 12 times, with a season-high of six on 6/30 vs. Minnesota.
- Eight different players hit 10 or more home runs in 2021, led by José Abreu with 30.
- The Sox homered four times in the "Field of Dreams" game on 8/12 vs. the Yankees, including the first-ever regular home run in the state of Iowa (José Abreu) and a walkoff shot in the ninth inning by Tim Anderson.

### JOSÉ! JOSÉ! JOSÉ! JOSÉ!

- José Abreu finished second in the major leagues with 117 RBI in 2021 and recorded his fifth career 30-plus home run/100-plus RBI season in his eighth year with the White Sox.
- Abreu was attempting to join Detroit's Cecil Fielder (1990-92) as the only players in American League history to lead the league in RBI in three consecutive seasons.
- Abreu joined Hall-of-Famer Frank Thomas (eight) and Paul Konerko (five) as the only players in franchise history with five or more career 30-HR/100-RBI seasons ... Albert Pujols (12), Miguel Cabrera (10) and Nolan Arenado (six) are the only active players with five-plus seasons, and he is one of just 61 players in MLB history with five or more 30/100 seasons

### THAT'S GONNA LEAVE A MARK

- José Abreu was hit by a pitch 22 times this season, the third-highest total in the American League.
- Abreu has been hit 105 times since making his MLB debut in 2014, fourth-most in the major leagues and the third-highest total in White Sox history behind Minnie Miñoso (145) and Nellie Fox (125).

### TA: THE MARK OF CONSISTENCY

- Tim Anderson ranked fourth in the American League with a .309 average in 2021, becoming the eighth player (10th time) in White Sox history to hit .300 or better in three straight seasons and the first since Magglio Ordóñez from 1999-2003 (STATS).
- Anderson, who led the major leagues with a .335 average in 2019 and ranked second in the AL in 2020 with a .322 mark, also ranked among the AL average leaders this season in day games (2nd, .347), at home (4th, .325), vs. RHP (5th, .306) and vs. LHP (7th, .326).

### LEADOFF MAN

- Tim Anderson hit five leadoff home runs in 2021 to up his career total to 13, the second-highest total in franchise history behind Ray Durham (20).

- Anderson led off games with homers on 4/18-1 at Boston, 5/13 vs. Minnesota, 8/8 at the Cubs, 8/9 at Minnesota and 9/23-1 at Cleveland.

### A GRAND-AL FINISH

- Yasmani Grandal batted .337/.481/.673 (33-98) with nine home runs, 24 RBI and 18 runs scored over his final 30 games of the season (since 8/27) and .300/.442/.622 (54-180) with 17 homers, 44 RBI and 38 runs scored over his last 56 (since 6/3).
- Despite missing nearly two months of the season with a torn left knee tendon, Grandal's 87 walks led the White Sox, ranked fifth in the American League and set a franchise record for catchers, breaking the mark of 68 set by Sherm Lollar in 1955.
- His average of 4.44 walks per plate appearance would have led MLB if he qualified (Juan Soto led at 4.51).

### ROBERT'S RETURN

- Luis Robert batted .350/.389/.622 (63-180) with 13 doubles, 12 homers, 35 RBI and 31 runs scored in 43 games after returning from the injured list on 8/9.
- During that stretch, Robert led the American League in average and OPS (1.011), ranked fourth in slugging percentage and fifth in on-base percentage.

### SEBY'S SENSATIONAL NIGHT

- Seby Zavala became the first player in MLB history to hit his first three career home runs in the same game on 7/31 vs. Cleveland and recorded a career-high six RBI ... a breakdown of his accomplishments (Elias):
  - ◆ 17th player (18th time) in franchise history to hit three-plus homers in a game, and first since 1B José Abreu on 8/22/20 at Cubs;
  - ◆ First Sox catcher to record a three-homer game, and first in MLB since the Yankees' Kyle Higashioka (#9 hitter) on 9/16/20 vs. Toronto ... is the first White Sox #9 hitter with three home runs in a game;
  - ◆ Six RBI are tied with Craig Grebeck (4/30/92 vs. TEX) for the second-most by a Sox #9 hitter behind Charles Johnson (7; 9/2/2000);
  - ◆ Sixth White Sox catcher with six-plus RBI in a game (one shy of club record), and first since Johnson (9/2/2000 vs. Anaheim);
  - ◆ Third Sox with 4+ H/3+ HR/6+ RBI/4+ R (Carl Reynolds on 7/2-2/30 and Pat Seerey on 7/18-1/48) ... 13 TB tied for fifth-most by a Sox.



# WHITE SOX SEASON HIGHLIGHTS

WHITE SOX OVERVIEW

MANAGER & COACHES

PLAYERS & ROSTER

2020 SEASON REVIEW

POSTSEASON HISTORY

MEDIA INFO. & MISC.

## 2021 PITCHING NOTES

### PITCHING PROWESS

● The White Sox ranked sixth in the major leagues with a 3.81 ERA, which was be their lowest mark since 2005 (3.61) ... the starting rotation ranked eighth in the majors with a 3.85 ERA, which was its lowest mark since 2005 (3.75).

### GRAB SOME BENCH

● White Sox pitchers set new franchise records in strikeouts (1,588), strikeouts per 9.0 IP (10.18) and strikeout percentage (.279), as well as strikeouts by the starting rotation (944) and bullpen (644).

● Ranked second in the major leagues behind Milwaukee with 1,588 strikeouts, breaking the club record of 1,359 set in 2015.

● The Sox led the majors with an average of 10.18 strikeouts per 9.0 IP.

● The White Sox had six pitchers record 100-plus strikeouts this season, tied with the Brewers for the most in baseball.

### STARTING POINT

● The White Sox starting rotation ranked among the major-league leaders in strikeouts (2nd, 944), strikeouts per 9.0 IP (2nd, 9.93), opponents average (3rd, .227), opponents OBP (3rd, .292), wins (T3rd, 61), ERA (4th, 3.57), opponents SLG (4th, .380) and opponents OPS (4th, .672).

### CLUB 200

● Dylan Cease (226) and Lucas Giolito (201) became just the second set of White Sox teammates to record 200-plus strikeouts in a season, joining Tom Bradley (206) and Wilbur Wood (210) in 1971.

● Giolito is the sixth Sox pitcher to record multiple 200-strikeout seasons, joining Ed Walsh (five seasons), Chris Sale (four), Javier Vazquez , Tom Bradley and Gary Peters (two each).

● Cease's 226 strikeouts are tied for the eighth-most in White Sox single-season history.

### GOOD DAY MATE

● Liam Hendriks lead the American League with 38 saves, becoming the first White Sox pitcher to lead the AL in saves since Bobby Thigpen (57) in 1990.

● Hendriks lead all major-league relievers with 113 strikeouts, the most by a Sox reliever since Keith Foulke strike out 123 in 1999 ... Hendriks' 113 punchouts are the third-most by a reliever in franchise single-season history.

● Hendriks is the first pitcher in franchise history to record 30-plus saves and 100-plus strikeouts in a single season.

### DOUBLE TROUBLE

● Lucas Giolito passed Billy Pierce (11) and Alex Fernández (12) on the White Sox all-time double-digit strikeout game list ... Giolito recorded three 10-plus strikeout performances in 2021, tying Javier Vázquez with 13 on the Sox all-time list.

● Dylan Cease recorded eight 10-plus strikeout games, tied for the second-most in a season on the club's all-time list.

### CEASE PREFERS STRIKEOUTS

● Dylan Cease lead the American League with 12.28 strikeouts per 9.0 IP, the highest single-season mark in White Sox history.

● Cease finished third in the AL with 226 strikeouts ... he became the first Sox right-hander to finish in the Top 3 of the AL in strikeouts since Esteban Loaiza (207) led the AL in 2003.

### GROUND AND WHIFF

● Aaron Bummer lead all major-league relievers with a 77.6 groundball percentage while posting 11.98 strikeouts per 9.0 IP ... his 11.98 SO/9.0 IP is the highest among relievers to lead the majors in GB% since at least 1987 (STATS LLC).

### RODON SAYS NO-NO!

● Threw the 20th no-hitter in club history on 4/14 vs. Cleveland ... retired the first 25 batters before hitting catcher Roberto Pérez in the ninth inning.

● Did not issue a walk and struck out seven in his first career shutout and 9.0-IP complete game (114 pitches).

● Some notables from his no-hitter:

◆ Became the sixth pitcher to throw a no-hitter with the only baserunner reaching on a HBP, a list that includes former Sox Joe Horlen on 9/10/67 vs. Detroit (Game 1 of a DH);

◆ Was the first pitcher in MLB history to throw a no-hitter within two years of having Tommy John surgery (STATS LLC);

◆ Marked the first by a White Sox since Lucas Giolito on 8/25/20 vs. Pittsburgh, and first by Sox LHP since Mark Buehrle's perfect game on 7/23/09 vs. Tampa Bay;

◆ Was the second White Sox no-hitter to be thrown on April 14 following Eddie Cicotte in 1917;

◆ Tony La Russa became the first manager in MLB history to oversee two no-hitters in each league (Dave Stewart in 1990, José Jiménez in 1999 and Bud Smith in 2001).

### ROAD WARRIOR LUCAS

● Lucas Giolito went 7-3 with a 3.25 ERA (33 ER/91.1 IP), 103 strikeouts and .225 (76-338) opponents average in 16 starts on the road ... his 3.25 road ERA was the third-lowest in the AL.

● Giolito allowed three runs or fewer in 13 of his 16 starts away from Guaranteed Rate Field, becoming just the third White Sox starter to allow two runs or less in 13-plus road starts in a season, joining Tommy John (15 in 1969) and Ed Walsh (13 in 1908).

### TIGER TAMER

● Dylan Cease improved to 8-0 on his first eight career starts vs. the Tigers with a win on 6/12 at Comerica Park (2 ER/5.0 IP).

● Cease became the first pitcher in White Sox history to win his first eight starts against a single opponent, and the first in baseball to accomplish the feat since Jamie Moyer won his first 10 career starts against Florida from 2006-08.

### LYNN'S HISTORIC START

● Lance Lynn went 7-1 with a 1.23 ERA (9 ER/65.2 IP) over his first 11 starts of the season ... his 1.23 ERA was the sixth-lowest mark in Sox history through 11 starts and lowest in 102 years.



# coaches





# 22 TONY LA RUSSA

## MANAGER

**Given Name:** Anthony La Russa Jr.  
**2022 Opening Day Age:** 77 (October 4, 1944)  
**First Pro Contract:** Kansas City Athletics, signed as a free agent, June 1962  
**Birthplace | Residence:** Tampa, Fla. | Alamo, Calif.  
**Sox Acquisition:** Hired as manager, October 29, 2020  
**Managerial Service:** 34th season  
**Twitter:** @TonyLaRussa



## POSTSEASON NOTEBOOK

- Has reached the postseason for the 15th time in his career and ninth time in his last 13 seasons as a manager.
- Owns a 70-58 (.547) postseason record ... his 70 wins rank second in MLB history behind Joe Torre (84).
- His teams have won 13 division titles, six pennants and three World Series championships (1989 with Oakland; 2006 and 2011 with St. Louis)
- Is the first manager in MLB history to reach the postseason in five different decades.
- At age 77 years and three days as of 10/7, La Russa is the third-oldest manager in MLB history, trailing only Connie Mack (87.283 in 1950) and Jack McKeon (80.309 in 2011) and the oldest to manage in the postseason.
- Made his first postseason appearance with the White Sox in 1983, losing to Baltimore in the ALCS in four games ... the 38 years between his first and most recent postseason appearance is the largest gap in MLB history.

## 2021 SEASON

- Returned to the dugout following a 10-year absence to guide the White Sox to a 93-69 record, their first American League Central division title since 2008 and back-to-back postseason appearances for the first time in franchise history.
- The 93 wins were the most for the White Sox since 2005 when they won the World Series after a 99-63 regular season ... they recorded a winning record in all six months, becoming the first Sox team to accomplish that feat since 1963 ... did not post a winning streak of longer than six games during the season.
- The Sox were in first place for 153 days, including every day since 5/7, the third-highest total in franchise history behind 2005 (183) and 2000 (169).
- Despite the extended absences of C Yasmani Grandal and OFs Eloy Jiménez and Luis Robert, managed a first-place team for the 13th time in his career, tied with Joe Torre for second-most all-time behind Bobby Cox (15) ... source: Elias (does not include 1994).
- The White Sox went 53-28 (.654) at home, the best winning percentage in the AL.
- Made his return to the dugout on 4/1 at the Angels (4-3 loss), managing his first game in a Sox uniform since 6/19/86, a 9-8 victory at Minnesota ... recorded his first victory on 4/2 at the Angels, a 12-8 decision.
- Recorded his 2,764th victory as a manager on 6/6 vs. Detroit to move past John McGraw into second place on the all-time list behind only Connie Mack (3,731).
- Missed the "Field of Dreams Game" vs. the Yankees on 8/14 in Dyersville, Iowa to attend his brother-in-law's funeral (bench coach Miguel Cairo managed in his absence).
- Managed the AL Central division-clinching win on 9/23-1 at Cleveland, 38 years and six days after his 1983 White Sox club clinched the AL West crown with a victory vs. Seattle.
- Was ejected three times, upping his career total to 91.
- Celebrated his 77th birthday on 10/4.

## LA RUSSA AMONG ALL-TIME MANAGERIAL LEADERS

Manager	Games	Manager	Wins
Connie Mack	7,755	Connie Mack	3,731
<b>Tony La Russa</b>	<b>5,259</b>	<b>Tony La Russa</b>	<b>2,821</b>
John McGraw	4,769	John McGraw	2,763
Bobby Cox	4,508	Bobby Cox	2,504
Bucky Harris	4,408	Joe Torre	2,326
Joe Torre	4,329	Sparky Anderson	2,194
Sparky Anderson	4,030	Bucky Harris	2,157
Gene Mauch	3,942	Joe McCarthy	2,125
Casey Stengel	3,766	Walter Alston	2,040
Leo Durocher	3,739	Leo Durocher	2,008

## MANAGERIAL HIGHLIGHTS

- Was inducted into the National Baseball Hall of Fame in Cooperstown, N.Y. on 7/27/14 ... was unanimously elected by the 16-member Veterans Committee on 12/9/13.
- Has gone 2,821-2,434 (.537) in 5,259 career games over 34 seasons as a major-league manager with the White Sox (1979-86, 2021), Oakland (1986-95) and St. Louis (1996-2011).
- His 2,821 career victories rank second in MLB history, trailing only Hall-of-Famer Connie Mack (3,731) ... his 5,259 games managed also rank second in MLB history behind Mack (7,755).
- His teams have won 100 or more games four times, have made 15 postseason appearances and have won 13 division titles, six pennants and three World Series championships (1989 with Oakland; 2006 and 2011 with St. Louis).
- Has managed 11 Hall of Famers, four Most Valuable Players and four Cy Young Award winners.
- He and Sparky Anderson are the only managers to win World Series titles in both leagues.
- La Russa and Leo Durocher are the only managers in MLB history to win 500 or more games with three different teams.
- He and Mack are the only managers to win World Series titles in three different decades and to win pennants in four decades.
- Is the Oakland and St. Louis franchise record holder both for games managed and victories.
- Was named Manager of the Year in 1983, 1988, 1992 and 2002, one of four managers to receive the honor in each league.
- Managed the AL All-Star Team in 1989-91 and the NL All-Stars in 2005, 2007 and 2012 (retired), compiling a 4-2 record.
- Following his playing career, coached and managed in the White Sox farm system from 1978-79 ... at age 34, he became the youngest manager in baseball when named to the White Sox position on 8/2/79.

## PLAYING CAREER

- Played in 132 major league games over parts of six seasons with the Kansas City Athletics (1963), Oakland Athletics (1968-71), Atlanta Braves (1971) and Chicago Cubs (1973).
- Batted .199 (35-176) ... appeared in 63 games at second base, 18 at shortstop and two at third.

**WHITE SOX AND CAREER NOTES**

- Is in his 60th season in professional baseball and the first season of his second stint as White Sox manager ... was named Sox manager for the second time on 10/29/20.
- Ranks fourth in franchise history in games managed (1,197) and victories (615) ... finished his first tenure with the Sox from 1979-86 with a 522-510 (.506) record.
- Is the third person to manage the White Sox on two occasions, joining Nixey Callahan (1903-04, 1912-14) and Paul Richards (1951-54, 1976).
- His 1983 White Sox won 99 games and the American League West title, the franchise's first championship since 1959.
- Has served as an executive with MLB (2012-13), the Arizona Diamondbacks (2014-17), Boston Red Sox (2017-19) and Los Angeles Angels (2019-2020) after retiring as a manager following a World Series championship with St. Louis in 2011.

**MISCELLANEOUS | PERSONAL**

- Married Elaine ... has two children: Bianca and Devon.
- Graduated from the University of South Florida in 1969 with a degree in industrial management ... earned his Juris Doctor degree from the Florida State College of Law in 1978.
- Passed the bar exam in December 1979, making him one of five lawyer/managers in baseball history along with Monte Ward, Hughie Jennings, Miller Huggins and Branch Rickey ... all five are in the Baseball Hall of Fame.
- Teamed with author H.G. Bissinger ("Friday Night Lights") on a book titled "Three Nights in August", released in 2005.

**MAJOR LEAGUE MANAGERIAL RECORD**

Year	Club	W-L	Pct.	Pos.	Notes
1979	WHITE SOX	27-27	.500	5th	
1980	WHITE SOX	70-90	.438	5th	
1981	WHITE SOX	31-22	.585	3rd	First Half
		23-30	.434	6th	Second Half
1982	WHITE SOX	87-75	.537	3rd	
1983	WHITE SOX	99-63	.611	1st	AL West champions
1984	WHITE SOX	74-88	.457	5th	
1985	WHITE SOX	85-77	.525	3rd	
1986	WHITE SOX	26-38	.406	5th	
	OAKLAND	45-34	.570	3rd	
1987	OAKLAND	81-81	.500	3rd	
1988	OAKLAND	104-58	.642	1st	AL champs; Lost WS
1989	OAKLAND	99-63	.611	1st	World Series champs
1990	OAKLAND	103-59	.636	1st	AL champs; Lost WS
1991	OAKLAND	84-78	.519	4th	
1992	OAKLAND	96-66	.593	1st	AL West champions
1993	OAKLAND	68-94	.420	7th	
1994	OAKLAND	51-63	.447	2nd	
1995	OAKLAND	67-77	.465	4th	
1996	ST. LOUIS	88-74	.543	1st	NL Central champs
1997	ST. LOUIS	73-89	.451	4th	
1998	ST. LOUIS	83-79	.512	3rd	
1999	ST. LOUIS	75-86	.466	4th	
2000	ST. LOUIS	95-67	.586	1st	Lost NLCS
2001	ST. LOUIS	93-69	.574	2nd	Lost NLDS
2002	ST. LOUIS	97-65	.599	1st	Lost NLCS
2003	ST. LOUIS	85-77	.525	3rd	
2004	ST. LOUIS	105-57	.658	1st	NL champs; Lost WS
2005	ST. LOUIS	100-62	.617	1st	Lost NLCS
2006	ST. LOUIS	83-78	.516	1st	World Series champs
2007	ST. LOUIS	78-84	.481	3rd	
2008	ST. LOUIS	86-76	.531	4th	
2009	ST. LOUIS	91-71	.562	1st	Lost NLDS
2010	ST. LOUIS	86-76	.531	2nd	
2011	ST. LOUIS	90-72	.556	2nd	World Series champs
2021	WHITE SOX	93-69	.574	1st	13th first-place finish
<b>MLB TOTALS</b>	<b>2,821-2,434</b>	<b>.537</b>			<b>3 WS Titles</b>
<b>SOX TOTALS</b>	<b>615-579</b>	<b>.515</b>			<b>1 AL West Title</b>
<b>OAK TOTALS</b>	<b>798-673</b>	<b>.542</b>			<b>1 WS Title</b>
<b>STL TOTALS</b>	<b>1,408-1,182</b>	<b>.544</b>			<b>2 WS Titles</b>

**TONY LA RUSSA'S HONOR ROLL**

- Inducted into National Baseball Hall of Fame in 2014
- Ranks third in MLB history with 2,821 victories, trailing only HOF Connie Mack (3,731)
- Three-time World Series champion (1989, 2006, 2011)
- One of two managers (Sparky Anderson) to win World Series in both leagues
- One of two managers (Connie Mack) to win World Series in three different decades
- One of two managers (Leo Durocher) to win 500 or more games with three different teams
- Four-time Manager of the Year (1983, 1988, 1992, 2002) ... one of four managers to win award in both leagues
- Thirteen first-place finishes, tied with Joe Torre for second-most all-time behind Bobby Cox (15)

**HALL OF FAMERS MANAGED BY TONY LA RUSSA**

Player	Pos.	Years Managed	HOF
Harold Baines	OF	1980-86, '90-92	2019
Steve Carlton	LHP	1986	1994
Dennis Eckersley	RHP	1987-95, '96-97	2004
Carlton Fisk	C	1981-86	2000
Rich Gossage	RHP	1992-93	2008
Rickey Henderson	OF	1989-93, '94-95	2009
Reggie Jackson	OF	1987	1993
Tom Seaver	RHP	1984-86	1992
Ozzie Smith	SS	1996	2002
John Smoltz	RHP	2009	2015
Larry Walker	OF	2004-05	2020



# 8 DARYL BOSTON

## FIRST BASE COACH

**Given Name:** Daryl Lamont Boston  
**2022 Opening Day Age:** 59 (January 4, 1963)  
**Birthplace | Residence:** Cincinnati, Ohio | Lithonia, Ga.  
**First Pro Contract:** Chicago White Sox, selected in the first round (seventh overall), 1981 free agent draft  
**Sox Acquisition:** Hired as Advanced Rookie Bristol hitting coach, January 22, 1998

- Hit a career-high 15 home runs with the White Sox in 1988 ... played for the expansion Rockies in 1993, hitting .261 (76-291) with 14 homers and 40 RBI.
- Made his major-league debut on 5/13/84 vs. Texas, singling off Charlie Hough in his first at-bat ... was selected by the Sox in the first round (seventh overall) of the 1981 draft.

### MISCELLANEOUS | PERSONAL

- Has one son: Dash ... graduated in 1981 from Woodward High School in Cincinnati, Ohio ... father, Henry, managed the semipro Cincinnati Tigers baseball team, which featured future major-leaguer Dave Parker.

### COACHING HIGHLIGHTS

- Completed his ninth season as the White Sox first base coach and 24th as a coach in the organization ... spent the 1998-2012 seasons in the player development system, including the last 12 as the minor-league outfield instructor.
- Served as hitting coach at Advanced Rookie Bristol (1998), Class A Burlington (1999) and Class A Winston-Salem in 2000 ... helped Bristol and Burlington win league titles.
- Spent the 1996 season as a player/coach with Regina in the independent Prairie League.

### PLAYING CAREER

- Played 11 seasons in the major leagues with the White Sox (1984-90), Mets (1990-92), Colorado (1993) and Yankees (1994) ... batted .249 (655-2,629) with 83 home runs, 278 RBI and 98 stolen bases in 1,058 games.
- His best season came in 1990 when he hit .272 (100-367) with 12 home runs, 45 RBI and 19 stolen bases in 120 games with the White Sox (five games) and Mets (115).

### COACHING CAREER

Year	Position	Club	Org.
1998	Hitting Coach	Advanced Rookie Bristol	White Sox
1999	Hitting Coach	Class A Burlington	White Sox
1999	Hitting Coach	Class A Winston-Salem	White Sox
2001-12	Outfield Instructor	Minor Leagues	White Sox
2013-	First Base Coach	Chicago White Sox	White Sox

# 37 HOWIE CLARK

## ASSISTANT HITTING COACH

**Given Name:** Howard Roddy Clark  
**2022 Opening Day Age:** 48 (February 13, 1974)  
**Birthplace | Residence:** San Diego, Calif. | North Bend, Wash.  
**First Pro Contract:** Baltimore Orioles, selected in the 27th round, June 1992 free agent draft  
**Sox Acquisition:** Hired as Class AAA Charlotte hitting coach, December 4, 2019

- Played in 134 career games with Baltimore (2002, '06), Toronto (2003-04, '07) and Minnesota (2008) ... batted .262/.329/.358 with 18 doubles, three homers and 26 RBI.
- Appeared in 18 professional seasons from 1992-2009 ... originally was selected by Baltimore in the 27th round of the 1992 draft.

### MISCELLANEOUS | PERSONAL

- Is a graduate of Huntington Beach (Calif.) High School.
- His grandfather played football for the U.S. Naval Academy.

### COACHING HIGHLIGHTS

- Finished his second season in the White Sox organization and his first as assistant hitting coach with the White Sox.
- The White Sox ranked second in the American League in on-base percentage (.336) fourth in average (.256) and fifth in runs scored (796) in 2021.
- Was slated to serve as Class AAA Charlotte hitting coach in 2020 before the minor-league season was cancelled due to the COVID-19 pandemic ... worked as a hitting coach at the Sox alternate training site in Schaumburg, Ill. in 2020.
- Served as the assistant hitting coach with the Baltimore Orioles from 2017-19 ... seven Orioles hit 20-plus home runs in 2017 ... among the players he coached in Baltimore were Chris Davis, J.J. Hardy, Adam Jones, Manny Machado, Jonathan Schoop and Mark Trumbo.
- Was the hitting coach at Class A Delmarva in 2015 and Class AA Bowie in 2016.

### PLAYING CAREER

- Played in 134 career games with Baltimore (2002, '06), Toronto (2003-04, '07) and Minnesota (2008) ... batted .262/.329/.358 with 18 doubles, three homers and 26 RBI.
- Appeared in 18 professional seasons from 1992-2009 ... originally was selected by Baltimore in the 27th round of the 1992 draft.

### MISCELLANEOUS | PERSONAL

- Is a graduate of Huntington Beach (Calif.) High School.
- His grandfather played football for the U.S. Naval Academy.

### COACHING CAREER

Year	Position	Club	Org.
2015	Hitting Coach	Class A Delmarva	Orioles
2016	Hitting Coach	Class AA Bowie	Orioles
2017-19	Asst. Hitting Coach	Baltimore Orioles	Orioles
2021	Asst. Hitting Coach	Chicago White Sox	White Sox

# 41 MIGUEL CAIRO

## BENCH COACH

**Given Name:** Miguel Jesús Cairo

**2022 Opening Day Age:** 47 (May 4, 1974)

**Birthplace | Residence:** Anaco, Venezuela | Clearwater, Fla.

**First Pro Contract:** Los Angeles Dodgers, signed as a free agent, September 20, 1990

**Sox Acquisition:** Hired as bench coach, November 18, 2020



### COACHING HIGHLIGHTS

- Completed his first season as White Sox bench coach ... served as the White Sox manager on 8/12 vs. New York-AL at the Field of Dreams game in Dyersville, Iowa (Sox won on Tim Anderson's walkoff homer ... Tony La Russa was attending a family funeral ... also served as manager on 9/19 at Texas as La Russa served a one-game suspension.
- Was ejected from the game on 9/27 at Detroit after arguing a hit-by-pitch call ... marked his first career ejection.
- Served as the infield coordinator in the New York Yankees minor-league system from 2018-20.
- Worked as a special assistant to Cincinnati Reds general managers Walt Jocketty and Dick Williams from 2013-17 following his retirement as a player.
- Also served on the Reds major-league staff as interim bench coach for part of the 2013 season.

### PLAYING CAREER

- Played 17 seasons in the major leagues with Toronto (1996), the Cubs (1997, '01), Tampa Bay (1998-2000), St. Louis (2001-03, '07), the Yankees (2004, '06-07), Mets (2005), Seattle (2008), Philadelphia (2009) and Cincinnati (2010-12).
- Was a career .264/.314/.361 (1,044-3,956) hitter with 193 doubles, 34 triples, 41 home runs, 394 RBI and 139 stolen bases in 1,490 games.

- Batted .269 (74-275) with two homers and 43 RBI as a pinch-hitter ... his 74 pinch hits are tied for 48th in MLB history.
- Appeared in the postseason six times (2001-02, '04, '09-10 and '12), batting .282 (20-71) with one home run and six RBI and 11 runs scored over 29 games.
- Played for current White Sox manager Tony La Russa during his time with the Cardinals.
- Was Tampa Bay's Opening Day second baseman in its first-ever game on 3/31/98.
- Made his major-league debut with the Blue Jays on 4/17/96 at California, going 1-4 with a double and run scored.
- Originally was signed by the Los Angeles Dodgers as an international free agent on 9/20/90.

### MISCELLANEOUS | PERSONAL

- Married Nicole ... has two children: Lauren and Christian ... Christian was selected by the Cleveland Indians in the fourth round of the 2019 First-Year Player Draft.
- Graduated from Escuela Anaco High School in Venezuela.

### COACHING CAREER

Year	Position	Club	Org.
2013	Interim Bench Coach	Cincinnati Reds	Reds
2018-20	Infield Coordinator	Minor Leagues	Yankees
2021	Bench Coach	Chicago White Sox	White Sox



# 49 SHELLEY DUNCAN

## ANALYTICS COORDINATOR

**Given Name:** David Shelley Duncan

**2022 Opening Day Age:** 42 (September 29, 1979)

**Birthplace and Residence:** Tucson, Ariz.

**First Pro Contract:** New York Yankees, selected in the second round, June 2001 First-Year Player Draft

**Sox Acquisition:** Hired as White Sox analytics coordinator, December 1, 2020



### COACHING HIGHLIGHTS

- Completed his first season as the White Sox analytics coordinator under manager Tony La Russa.
- His father, Dave, served as Russa's pitching coach for 29 seasons with the White Sox (1983-86), Oakland (1986-95) and St. Louis (1996-2001).
- Served as the Toronto Blue Jays major-league field coordinator in 2019 after managing in the Arizona Diamondbacks minor-league system from 2015-18.
- Led Class AA Jackson to the Southern League championship in 2018 and Class A Hillsboro to a Northwest League title in 2015
- Was an undergraduate assistant for the University of Arizona baseball team in 2014-15.

### PLAYING CAREER

- Played 17 seasons in the major leagues with Toronto (1996), the Cubs (1997, '01), Tampa Bay (1998-2000), St. Louis (2001-03, '07), the Yankees (2004, '06-07), Mets (2005), Seattle (2008), Philadelphia (2009) and Cincinnati (2010-12).
- Was a career .226/.305/.419 (200-885) hitter with 43 home runs and 144 RBI in 330 career games with the Yankees (2007-09), Cleveland (2010-12) and Tampa Bay (2013) ... also hit 193 homers over 13 seasons in the minor leagues.
- Played for Hall-of-Fame manager Joe Torre, as well as World Series winning managers Joe Maddon and Joe Girardi ... was a member of the 2009 World Series Champion Yankees and five minor-league championship clubs.
- Was named International League MVP in 2009 after hitting .277/.370/.546 (125-452) with 30 doubles, 30 home runs, 99 RBI and 85 runs scored over 123 games with Scranton/Wilkes-Barre.
- Was selected by the Yankees in the second round of the 2001 draft out of the University of Arizona.

### MISCELLANEOUS | PERSONAL

- Married Kirsten ... has four children: William, Walker, Poppy and Jax.
- Graduated in 1998 from Canyon del Oro High School in Tucson, Ariz., where he was teammates with future major leaguer Ian Kinsler, Brian Anderson and his brother, Chris ... was a two-time Arizona High School Player of the Year (1997-98) and helped his team win the state title in 1997.
- Attended the University of Arizona, where he set school records for career home runs (55) and single-season homers (24 in 2001) ... was named First-Team All-American in 2001.
- His father, Dave, worked as a major-league pitching coach for 32 seasons with Cleveland (1980-81), Seattle (1982), the White Sox (1983-86), Oakland (1986-95) and St. Louis (1996-2011).
- His late brother, Chris, played for the St. Louis Cardinals from 2005-09.

### MANAGERIAL RECORD

Year	Club	W-L	Pct.	Pos.	Notes
2015	Class A Hillsboro	45-31	.592	1st	NWL champion
2016	Class A Hillsboro	42-33	.560	2nd/2nd	
2017	Class A Visalia	69-71	.493	3rd/3rd	
2018	Class AA Jackson	75-64	.540	1st/2nd	SL Champion
<b>MINOR TOTALS</b>		<b>231-199</b>	<b>.537</b>		<b>2 league titles</b>

### COACHING CAREER

Year	Position	Club	Org.
2019	Field Coordinator	Toronto Blue Jays	Blue Jays



# 29 CURT HASLER

## BULLPEN COACH

**Given Name:** Curtis Allan Hasler

**2022 Opening Day Age:** 57 (December 29, 1964)

**Birthplace | Residence:** Honolulu, Hawaii | South Bend, Ind.

**First Pro Contract:** Chicago White Sox, selected in the 21st round, June 1987 free agent draft

**Sox Acquisition:** Hired as Class A Sarasota pitching coach, November 1, 1991



### COACHING HIGHLIGHTS

- Completed his 31st season as a pitching coach in the White Sox organization and sixth on the major-league staff.
- The Sox bullpen recorded a franchise-record 644 strikeouts ... Liam Hendriks became the first White Sox reliever to recorded 30-plus saves and 100-plus strikeouts in club history.
- Michael Kopech spent his first full season in the major leagues as a reliever after opting out of the 2020 season and missing 2019 due to injury
- Rookie relievers Matt Foster and Codi Heuer combined to go 9-1 with a 1.89 ERA (11 ER/52.1 IP), eight holds 56 strikeouts over 44 combined appearances (two starts) in 2020.
- LHP Aaron Bummer posted a 2.13 ERA with a 0.99 WHIP and 27 holds in 2019, the third-highest total in franchise history ... RHP Alex Colomé, in his first season with the club in 2019, recorded 30 saves in 33 chances.
- During his tenure with the Sox, helped oversee the development of major-leaguers Chad Bradford, Mark Buehrle, Matt Guerrier and Boone Logan.
- Served as pitching coach with Class AA Birmingham in 2001 and oversaw the first Opening Night no-hitter in Southern League history on 4/5/01 vs. Tennessee.

### PLAYING CAREER

- Pitched in the White Sox organization from 1987-91, posting a 34-30 record with a 3.51 ERA (219 ER/561.2 IP) and 12 complete games over 97 games (82 starts).

- Registered career bests with 26 starts, 185.2 IP and six complete games with Class A South Bend in 1988 ... went 14-8 with a 3.39 ERA (62 ER/164.2 IP) and four complete games (three shutouts) over 25 starts with Class A Sarasota in 1989.

### MISCELLANEOUS | PERSONAL

- Married Mary ... has two children: Andrew and Alyssa ... his son, Drew, is the pitching coach for the Arizona League White Sox after going 15-8 with a 3.21 ERA (85 ER/238.1 IP) in 122 games (one start) over four seasons (2015-18) in the Sox minor-league system.
- Graduated in 1983 from Roanoke-Benson (Ill.) High School, where he was an All-State selection in basketball and baseball ... played college baseball at Bradley University in Peoria, Ill.

### COACHING CAREER

Year	Position	Club	Org.
1991-92	Pitching Coach	Rookie Sarasota	White Sox
1993-94	Pitching Coach	Class A Hickory	White Sox
1995-96	Pitching Coach	Class A South Bend	White Sox
1997-98	Pitching Coach	Class A Winston-Salem	White Sox
1999-01	Pitching Coach	Class AA Birmingham	White Sox
2002-04	Pitching Coach	Class AAA Charlotte	White Sox
2006-08	Pitching Coach	Adv. Rookie Great Falls	White Sox
2009-10	Pitching Coach	Advanced Rookie Bristol	White Sox
2017-21	Bullpen Coach	Chicago White Sox	White Sox



# 52 ETHAN KATZ

## PITCHING COACH

**Given Name:** Ethan Russell Katz

**2022 Opening Day Age:** 38 (July 4, 1983)

**Birthplace and Residence:** Los Angeles, Calif.

**First Pro Contract:** Colorado Rockies, selected in the 26th round, June 2005 First-Year Player Draft

**Sox Acquisition:** Hired as pitching coach, November 12, 2020

**Twitter:** @ethankatz



### 2021 SEASON

- The White Sox pitching staff posted a 3.73 ERA (581 ER/1,403.1 IP) in 2021, the second-best mark in the American League and fifth-best in baseball ... the 3.73 ERA was the lowest by the Sox since 2005 (3.61).
- The Sox also lead the AL and ranked third in the majors with a franchise-record 1,588 strikeouts, passing the previous record of 1,359 set in 2015.
- Carlos Rodón threw the 20th no-hitter in club history on 4/14 vs. Cleveland ... Rodon was as the first pitcher in MLB history to throw a no-hitter within two years of having Tommy John surgery (5/15/19) ... source: STATS LLC.
- Dylan Cease (226 strikeouts) and Lucas Giolito (201) became just the second set of White Sox teammates to each record 200-plus strikeouts in a season, joining Tom Bradley (206) and Wilbur Wood (210) in 1971.
- Cease lead the American League with 12.28 strikeouts per 9.0 IP, a White Sox single-season record.
- Liam Hendriks (2nd time) Lance Lynn (2nd) and Carlos Rodón (1st) were all named to the AL All-Star team.

### COACHING HIGHLIGHTS

- Completed his first season as White Sox pitching coach after being named to the position on 11/12/20.
- Was reunited with RHP Lucas Giolito, who he coached at Harvard-Westlake (Calif.) High School from 2010-12.
- Spent the 2020 season as the assistant pitching coach for the San Francisco Giants under manager Gabe Kapler after serving as the organization's assistant pitching coordinator in 2019.
- Prior to joining the Giants, was a pitching coach in the Seattle Mariners organization from 2016-18 ... spent the 2017-18 seasons at Class AA Arkansas in the Texas League and 2016 at Class A Bakersfield in the California League.
- Began his coaching career in the Los Angeles Angels minor-league system, serving as pitching coach at Class A Burlington in the Midwest League from 2014-15 and with the Arizona League Angels in 2013.
- Was at Harvard-Westlake from September 2009-July 2013, where in addition to Giolito, he worked with future major leaguers LHP Max Fried (Atlanta) and RHP Jack Flaherty (St. Louis).
- Also worked as a pitching coach for the LaCrosse (Wis.) Loggers in the collegiate wood-bat Northwoods League during the summers of 2011 and 2012.

### PLAYING CAREER

- Pitched in the Colorado Rockies organization from 2005-08, going 13-7 with a 2.79 ERA (55 ER/177.1 IP) and 150 strikeouts in 102 games (eight starts) over seasons.
- Spent the 2009 season pitching in Canada for Victoria of the independent Golden Baseball League.
- Was selected by the Seattle Mariners out of high school in the 47th round of the 2001 draft (did not sign) and by the Rockies in the 26th round of the 2005 draft out of Sacramento State.

### MISCELLANEOUS | PERSONAL

- Married Stephanie ... has two children: Jackson and Kinsley.
- Graduated in 2001 from University High School in West Los Angeles, Calif. ... attended East Los Angeles College for one season before transferring to Sacramento State University, where he played two seasons.

### COACHING CAREER

Year	Position	Club	Org.
2013	Pitching Coach	AZL Angels	Angels
2014-15	Pitching Coach	Class A Burlington	Angels
2016	Pitching Coach	Class A Bakersfield	Mariners
2017-18	Pitching Coach	Class AA Arkansas	Mariners
2019	Asst. Pitching Coord.	Minor Leagues	Giants
2020	Asst. Pitching Coach	San Francisco Giants	Giants
2021	Pitching Coach	Chicago White Sox	White Sox



WHITE SOX OVERVIEW

COACHING STAFF

PLAYERS & ROSTER

2021 SEASON REVIEW

POSTSEASON HISTORY

MINOR LEAGUES

MEDIA & MISC.

# 47 JOE McEWING

## THIRD BASE COACH

**Given Name:** Joseph Earl McEwing

**2022 Opening Day Age:** 49 (October 19, 1972)

**Birthplace | Residence:** Bristol, Pa. | Yardley, Pa.

**First Pro Contract:** St. Louis Cardinals, selected in the 28th round, June 1992 free agent draft

**Sox Acquisition:** Hired as Class AAA Charlotte hitting coach, November 1, 2007



### MANAGERIAL | COACHING HIGHLIGHTS

- Completed his 15th season in the White Sox organization and his 11th as a coach on the major-league staff.
- Finished his second stint as the Sox third-base coach (also 2012-16) after serving as the bench coach from 2017-20 under former manager Rick Renteria.
- Served as interim manager in Renteria's absence on 9/26/20 and from 9/6-8/19, 4/27-28/18 and 8/20-23/18, going 6-5.
- Managed three seasons in the Sox minor-league system, compiling a .531 (223-197) winning percentage ... worked at Class AAA Charlotte in 2011 and Class A Winston-Salem in 2009-10 ... was named Carolina League Manager of the Year in both of his seasons at Winston-Salem, guiding the Dash to a pair of postseason berths.
- Also managed the Mesa Solar Sox in the 2011 Arizona Fall League ... served as hitting coach at Charlotte in 2008.

### PLAYING CAREER

- Played professionally for 16 seasons, including nine in the major leagues with St. Louis (1998-99), New York-NL (2000-04), Kansas City (2005) and Houston (2006).
- Hit .251 (443-1,767) with 25 home runs and 158 RBI in 754 major-league games.
- Finished sixth in the National League Rookie of the Year balloting in 1999, batting .275 with 28 doubles, nine home runs and 44 RBI in 152 games with the Cardinals.
- Appeared in 11 games with the Mets during the 2000 postseason as the club reached the World Series ... hit .283 (80-283) with eight homers and 30 RBI with the Mets in 2001.

### MISCELLANEOUS | PERSONAL

- Married Courtnie ... has three children: Joseph, Grace and Ashlyn.
- Was inducted into the Irish American Baseball Hall of Fame in New York City on 5/7/13, along with former major-leaguer Rusty Staub, former Dodgers owner Peter O'Malley, Hall of Fame baseball writer Bill Madden and sportswriter Dan Shaughnessy.
- Attended County College of Morris in Randolph, N.J. and was inducted into the school's Hall of Fame in 2001 ... is a 1990 graduate of Bishop Egan High School in Fairless Hills, Pa.
- Participated in Baseball 101 with then Kansas City Royals manager Buddy Bell in 2005, which raised \$20,000 for the Down's Syndrome Guild of Greater Kansas City.

### MANAGERIAL RECORD

Year	Club	W-L	Pct.	Pos.	Notes
2009	Winston-Salem	73-65	.529	1st/1st	CL Manager of Year
2010	Winston-Salem	81-58	.583	1st/1st	CL Manager of Year
2011	Charlotte	69-74	.483	3rd	

**MINOR TOTALS**     **223-197**     **.531**

### COACHING CAREER

Year	Position	Club	Org.
2008	Hitting Coach	Class AAA Charlotte	White Sox
2012-16	Third Base Coach	Chicago White Sox	White Sox
2017-20	Bench Coach	Chicago White Sox	White Sox





# 26 FRANK MENECHINO

## HITTING COACH

**Given Name:** Frank Menechino

**2022 Opening Day Age:** 51 (January 7, 1971)

**Birthplace and Residence:** Staten Island, N.Y.

**First Pro Contract:** Chicago White Sox, selected in the 45th round, June 1993 free agent draft

**Sox Acquisition:** Hired a Class AAA Charlotte hitting coach, January 5, 2019



WHITE SOX OVERVIEW

COACHING STAFF

PLAYERS & ROSTER

2021 SEASON REVIEW

POSTSEASON HISTORY

MINOR LEAGUES

MEDIA & MISC.

### 2021 SEASON

- The White Sox ranked second in the American League in on-base percentage (.336), fourth in average (.256) and fifth in runs scored (796) in 2021.
- Tim Anderson became the first White Sox in club history to finish in the Top 5 of AL average leaders for three consecutive seasons ... Anderson was named to his first career American League All-Star Game.
- José Abreu recorded his fifth career season with 30-plus home runs and 100-plus RBI, and finished second in MLB in RBI.

### COACHING HIGHLIGHTS

- Closed out his second season as the White Sox hitting coach.
- The White Sox ranked second in the American League in on-base percentage (.336) fourth in average (.256) and fifth in runs scored (796) in 2021.
- Spent his first season in the White Sox organization in 2019 with Class AAA Charlotte ... Charlotte led the International League in runs scored (792), ranked second in on-base percentage (.352), slugging percentage (.472) and OPS (.824) and third in home runs (franchise-record 208).
- Spent five seasons (2014-18) on the Miami Marlins staff, including three as the assistant hitting coach (2014-16; 2016 with Barry Bonds) and two (2017-18) as the hitting coach.
- The Marlins hit 194 home runs in 2017, the third-highest total in franchise history, and ranked second in the National League in 2016 with a .263 average ... among the players he coached in Miami were Dee Gordon, Marcell Ozuna, J.T. Realmuto, Giancarlo Stanton and Christian Yelich ... Stanton was named NL Most Valuable Player in 2017 after leading the majors with 59 home runs, 132 RBI and .631 slugging percentage.

- Began his coaching career as a hitting coach in the New York Yankees organization, spending two seasons at Class AA Trenton (2009-10) and three at Class AAA Scranton/Wilkes-Barre (2011-13).

### PLAYING CAREER

- Played seven seasons in the major leagues as an infielder with Oakland (1999-2004) and Toronto (2004-05), hitting .240 with 58 doubles, 36 home runs, 149 RBI, 207 runs scored and a .358 on-base percentage over 450 games.
- Set career highs in 2001 with 22 doubles, 12 homers, 60 RBI, 79 walks and 82 runs scored as the A's won 102 games.
- Appeared in six career postseason games, all with Oakland (2000 ALDS, 2001 ALDS and 2003 ALDS).
- Was selected by the White Sox in the 45th round of the 1993 draft out of the University of Alabama.
- Also played 18 games with Nettuno in the Italian Baseball League in 2008, and appeared for Team Italy during 2006 WBC.

### MISCELLANEOUS | PERSONAL

- Attended the University of Alabama, where he majored in education ... as a junior in 1992, led Crimson Tide in hitting (.349), walks (37) and stolen bases (22) ... also attended Gulf Coast Community College in Panama City, Fla.

### COACHING CAREER

Year	Position	Club	Org.
2009-10	Hitting Coach	Class AA Trenton	Yankees
2011-12	Hitting Coach	Class AAA Scranton/WB	Yankees
2014-16	Asst. Hitting Coach	Miami Marlins	Marlins
2017-18	Hitting Coach	Miami Marlins	Marlins
2019	Hitting Coach	Class AAA Charlotte	White Sox
2020-	Hitting Coach	Chicago White Sox	White Sox



# 38 JERRY NARRON

## MAJOR LEAGUE INSTRUCTOR


**Given Name:** Jerry Austin Narron

**2022 Opening Day Age:** 66 (January 15, 1956)

**Birthplace | Residence:** Goldsboro, N.C.

**First Pro Contract:** New York Yankees, selected in the sixth round, June 1974 free agent draft

**Sox Acquisition:** Hired as major league instructor, February 10, 2021



### MANAGERIAL | COACHING HIGHLIGHTS

- Completed his first season in the White Sox organization and his 27th on a major-league coaching staff ... served as bench coach for the Boston Red Sox in 2020.
- Among the catchers he has worked with as a coach include Hall-of-Famer Iván Rodríguez, Jason Varitek, Jonathan Lucroy, David Ross and Alex Ávila ... his former teammates include Thurman Munson and Bob Boone, and his mentors include Yogi Berra and Elston Howard.
- Managed five seasons in the majors for Texas (2001-02) and Cincinnati (2005-07) ... also managed four minor-league seasons in Baltimore organization with Class A Frederick (1989), Class AA Hagerstown (1990-91) and Class AAA Rochester (1992).
- Served as a bench coach for 13 seasons with Baltimore (1993), Boston (2003, '20), Cincinnati (2004-05), Milwaukee (2011-15) and Arizona (2017-19).
- Spent eight seasons as a third base coach with the Orioles (1994) and Rangers (1995-2001).

### PLAYING CAREER

- Played professionally for 15 seasons, including eight in the major leagues with New York-AL (1979), Seattle (1980-81) and California (1983-86).
- Hit .211 (177-840) with 21 home runs and 96 RBI over 392 major-league games ... was selected by the Yankees in the sixth round of the 1974 draft.
- Made his major-league debut on 4/13/79 at the White Sox ... recorded his first career hit off Hall-of-Famer Jim Palmer on 4/19/79 vs. Baltimore and his first home run off Hall-of-Famer Dennis Eckersley on 7/1/79 vs. Boston.
- Was the starting catcher in Thurman Munson's final MLB game on 8/1/79 at the White Sox, going 1-3 with a solo home run (off Ken Kravec) and two runs scored ... Munson started that game at first base ... also started at catcher in the Yankees first game following Munson's death, a 1-0 loss vs. Baltimore.
- Appeared in four games with the Angels during the 1986 postseason, going 1-2 with a walk and run scored.

### MISCELLANEOUS | PERSONAL

- Married Donna ... has seven children: Callie, Caitlyn, Clare, Cara, Chelsy, Connor and Hunter.
- Attended East Carolina University after graduating from Goldsboro (N.C.) High School in 1974.
- His son, Connor, played five minor-league seasons in the Baltimore and Milwaukee organizations (2010-14) ... his brother, Johnny, was the Milwaukee Brewers hitting coach from 2012-14.
- His uncle, Sam, played for the Cardinals (1935, '42-43) and served as a coach with the Pirates (1951-64).

### MANAGERIAL RECORD

Year	Club	W-L	Pct.	Pos.	Notes
1989	Frederick	70-68	.507	1st	
1990	Hagerstown	75-63	.543	6th	
1991	Hagerstown	81-59	.579	2nd	
1992	Rochester	70-74	.486	3rd	
2001	TEXAS	62-72	.463	4th	Took over on 5/4
2002	TEXAS	72-90	.444	4th	
2005	CINCINNATI	46-46	.500	5th	Took over on 6/21
2006	CINCINNATI	80-82	.494	3rd	6th in NL MOY
2007	CINCINNATI	31-51	.378	—	
<b>MINOR TOTALS</b>		<b>296-264</b>	<b>.529</b>		
<b>MLB TOTALS</b>		<b>291-341</b>	<b>.460</b>		

### COACHING CAREER

Year	Position	Club	Org.
1993	Bench Coach	Baltimore Orioles	Orioles
1994	Third Base Coach	Baltimore Orioles	Orioles
1995-01	Third Base Coach	Texas Rangers	Rangers
2003	Bench Coach	Boston Red Sox	Red Sox
2004-05	Bench Coach	Cincinnati Reds	Reds
2011-15	Bench Coach	Milwaukee Brewers	Brewers
2017-19	Bench Coach	Arizona D'Backs	D-Backs
2020	Bench Coach	Boston Red Sox	Red Sox
2021	ML Instructor	Chicago White Sox	White Sox



# players



CHANGE  
THE  
GAME

White Sox



# 79 JOSÉ ABREU

FIRST BASEMAN | R-R | 6-3 | 235

**Given Name:** José Dariel Abreu Correa

**2022 Opening Day Age:** 35 (January 29, 1987)

**Birthplace:** Cienfuegos, Cuba | **Residence:** Miami, Fla.

**Sox Acquisition:** Signed as a free agent, October 29, 2013

**Contract Status:** Signed through 2022 (agreed to terms on a three-year, \$50-million contract, November 22, 2019)

**MLB Service:** 8.000



## 2021 SEASON

- **American League Leaders:** RBI (2nd, 117); HBP (3rd, 22); GW RBI (T8th, 14); Go Ahead RBI (T10th, 24)
- Finished second in the major leagues with 117 RBI and recorded his fifth career 30-plus home run/100-plus RBI season in his eighth year with the White Sox.
- Was attempting to join Detroit's Cecil Fielder (1990-92) as the only players in American League history to lead the league in RBI in three consecutive seasons.
- **Team 30 and 100:** Joined Hall-of-Famer Frank Thomas (eight) and Paul Konerko (five) as the only players in club history with five or more career 30-HR/100-RBI seasons ... Albert Pujols (12), Miguel Cabrera (10) and Nolan Arenado (six) are the only active players with five-plus seasons, and he is one of just 61 players in MLB history with five or more 30/100 seasons.
- **Legendary South Side Company:** Joined Thomas (10) and Konerko (six) as the only players in Sox history to record six-plus season of 100-plus RBI ... his five 30-plus homer seasons trail Thomas (eight) and Konerko (seven) for the most in club history.
- Recorded 30-plus doubles for the seventh time since 2014 ... is one of two players in baseball to accomplish the feat over the last eight seasons (also St. Louis' Nolan Arenado).
- Became the 17th player in MLB history to reach the following numbers through his first 1,113 career games: 228-plus home runs, 788-plus RBI and 1,262-plus hits.
- Finished the season ranked among the White Sox all-time leaders in the following categories: HBP (3rd, 105), home runs (3rd, 228), extra-base hits (5th, 507), doubles (7th, 263), RBI (7th, 788) and total bases (8th, 2,241).
- **Four More RBI!:** Registered seven four-plus RBI games, tied with Boston's Rafael Devers and San Diego's Fernando Tatis Jr. for the most in the majors.
- Established career highs in walks (61) and HBP (22).
- Hit 19 of his 30 homers off right-handers, and 15 at Guaranteed Rate Field ... went 6-13 (.462) with two home runs and 20 RBI with the bases loaded.
- Started 134 games at first base and 18 as the DH ... batted third in 96 games and in the cleanup spot in 56 contests.
- **Golden Glove Work?:** Committed just five errors in 135 games at first base, his fewest in a full season (five errors in 54 games in 2020) ... ranked among AL first base leaders in fielding percentage (T1st, 995), double play runs (2nd, 0.4), ultimate zone rating (T2nd, 1.4) and zone rating (5th, .853).
- Was the White Sox Opening Day first baseman for the eighth consecutive season ... hit safely for the seventh time in his eight OD starts on 4/1 at the Angels.
- Connected on his third career grand slam on 4/2 at Angel Stadium ... also marked the first slam in MLB this season.
- Extended the White Sox lead with a grand slam in the eighth on 4/6 at Seattle ... became the first player in White Sox history to hit a slam for his first two home runs of a season.
- Went 2-4 with a double and RBI on 4/17 at Boston, just his second multihit effort of the season (14th game).

## MAJOR LEAGUE RBI LEADERS IN 2021

Player, Club	RBI
Salvador Pérez, K.C.	121
<b>José Abreu, SOX</b>	<b>117</b>
T. Hernández, TOR	116
Rafael Devers, BOS	113
Adam Duvall, MIA/ATL	113

## MAJOR LEAGUE RBI LEADERS SINCE 2014

Player	RBI
Nolan Arenado	813
<b>José Abreu</b>	<b>788</b>
Nelson Cruz	749
J.D. Martinez	711
Paul Goldschmidt, STL	694

## ABREU AMONG AL LEADERS SINCE 2014

Category	Rank	No.
Games	1st	1,113
RBI	1st	788
Total Bases	1st	2,241
XBH	1st	507
Hits	2nd	1,262
HBP	2nd	83
Doubles	3rd	263
Home Runs	4th	228

## 30+ HR/100+ RBI YEARS IN SOX HISTORY

Player	Years
Frank Thomas	8
<b>José Abreu</b>	<b>5</b>
Paul Konerko	5
Magglio Ordoñez	4
Albert Belle	2

- Eclipsed 2,000 career total bases with a home run on 4/25 vs. Texas ... passed Robin Ventura (2,000) for 11th place on the White Sox all-time list.
- Hit .366/.434/.718 (26-71) with five doubles, one triple, six homers, 26 RBI, nine multihit efforts and a 1.152 OPS in 20 games from 5/4-29 ... hit safely in 16 contests, and recorded eight multiRBI efforts.
- **The Other 700 Club:** Drove in three runs to reach the 700-RBI milestone on 5/12 vs. Minnesota ... became the 11th player in club history to reach 700 RBI, and is one of just five White Sox to hit 200-plus home runs and record 700-plus RBI (also Thomas, Konerko, Harold Baines and Carlton Fisk) ... joined Rafael Palmeiro, José Canseco, Tony Pérez, Tony Oliva and Kendrys Morales as the only Cuban-born players in baseball history with 200-plus homers and 700-plus RBI ... reached 700 RBI in his 995th career game, the third-fastest pace in club history behind Thomas (898 games) and Magglio Ordoñez (990 games) ... source: Elias.
- Left Game 1 of a doubleheader on 5/14 vs. Kansas City after colliding with Hunter Dozier on the first-base line during a pop up ... suffered a facial contusion and laceration but tested negative for a concussion ... was in the lineup and starting at first base the following night vs. the Royals and homered in the fourth.
- Scored the game-ending run on a Wade Davis wild pitch in the bottom of the ninth on 5/16 vs. the Royals ... was diagnosed with left ankle inflammation the following day due to the ninth-inning slide ... x-rays were negative and an MRI showed the inflammation ... missed three games from 5/17-19 at Minnesota.
- Returned to the lineup on 5/21 for the series opener at Yankee Stadium ... went 11-33 (.333) with two doubles, three homers, 12 RBI, three walks and nine runs scored.

- Was named AL Player of the Week for 5/24-30, his sixth career weekly honor ... went 9-24 (.375) with two doubles, two home runs, 10 RBI and four walks over seven games ... hit safely in six contests, and recorded two multihit and three multiRBI efforts.
- Drove in a total of five runs, including a two-run homer, in the doubleheader sweep on 5/29 vs. Baltimore.
- Snapped a 5-5 tie with a sacrifice fly in the eighth on 5/31-1 at Cleveland ... Chicago went on to an 8-6 win.
- Snapped a 15-game homerless stretch with a two-run shot on 6/16 vs. Tampa Bay and a nine-game stretch on 6/30 vs. Minnesota ... marked his only two home runs in June.
- Hit .255/.351/.489 (24-94) with five doubles, five homers, 23 RBI and an .841 OPS in 25 July games ... his 23 RBI were the second-most in the AL in July behind Detroit's Eric Haase (29) ... improved his numbers in every category from June, when he hit .182/.265/.307 with two homers, eight RBI and a .572 OPS.
- Passed Carlton Fisk for sole possession of fourth on 7/19-2 vs. Minnesota (215th career homer) and Harold Baines for third on 8/14 vs. the Yankees (222nd homer) on the Sox all-time list.
- Homered in back-to-back games with five RBI total from 7/4-5 and 7/19-2-20 ... also hit solo shots on 8/4-5 vs. Kansas City.
- **August Honors:** Was named AL Player of the Month for August, his fourth career monthly honor ... batted .330/.382/.661 (37-112) with seven doubles, 10 home runs, 25 RBI and 22 runs scored over 28 games, and captured his second consecutive August AL Player of the Month Award ... led the AL with 74 total bases and ranked among the leaders in home runs (T2nd), runs scored (3rd), slugging percentage (5th), OPS (5th, 1.043) and RBI (T6th) ... hit 10-plus homers in a month for the fifth time in his career and drove in 25-plus runs for the eighth time.
- Owned a 12-game hitting streak from 8/3-15 and batted .367/.404/.796 with three doubles, six home runs, eight RBI, 11 runs scored and a 1.200 OPS.
- Hit the first home run of the "MLB at Field of Dreams" Game in Dyersville, Iowa on 8/12 (solo shot in the first) ... matched his career high with four hits on 8/14 vs. the Yankees, including two doubles and a solo home run.
- Connected on a sac fly on 8/21 at Tampa Bay to pass Fisk (762) for sole possession of seventh on the club's RBI list.
- Drove in two runs to reach 100-plus RBI for the sixth time in his career on 8/29 vs. the Cubs.
- Connected on his 30th home run as part of a four-RBI effort in his penultimate game on 10/1 vs. Detroit.

### CAREER HIGHLIGHTS

- Is one of four players (five times) in White Sox history to be named American League Most Valuable Player ... is one of 25 players in MLB history to win both MVP and Rookie of the Year honors during their career.
- Is the only player in White Sox history to lead the major leagues in RBI (2020) ... led the AL in RBI in back-to-back years (2019-20) for the first time since Boston's David Ortiz from 2005-06.
- Is one of three players in major-league history to begin his career with four or more consecutive seasons of 25-plus home runs and 100-plus RBI (2014-17), joining Hall-of-Famer Joe DiMaggio (1936-41) and Albert Pujols (2001-10).
- Al Simmons (1924-34), Pujols (2001-10), Ted Williams (1939-42, '46-49) and DiMaggio (1936-42) are the only other players in history to record 100-plus RBI in his first four-plus seasons.
- Ranks among the White Sox all-time leaders in slugging percentage (3rd, .515), HBP (3rd, 105), OPS (T3rd, .865) and average (T12th, .290).
- Is a three-time Silver Slugger Award winner (2014, '18, '20) ... the only other Sox players to win multiple SS Awards are Carlton Fisk (1981, '85, '88), Frank Thomas (1991, '93-94, 2000), Magglio Ordóñez (2000, '02) and Alexei Ramírez (2010, '14).
- Is a three-time AL All-Star (2014, '18-19) ... is one of four White Sox first basemen to make three-plus All-Star teams, joining Paul Konerko (2002, '05-06, '10-11), Thomas (1993-97) and Dick Allen (1972-74).

### WHITE SOX ALL-TIME MVP WINNERS

Player	Year
José Abreu	2020
Frank Thomas	1994
Frank Thomas	1993
Dick Allen	1972
Nellie Fox	1959

### ABREU AMONG ALL LEADERS SINCE 2020

Category	Rank	No.
RBI	1st	177
GW RBI	2nd	22
HBP	3rd	25
Go Ahead RBI	4th	35
Total Bases	6th	420
XBH	T6th	96
Home Runs	T8th	49
Hits	9th	224
Multihit Games	T11st	61
OPS	T11th	.877

### WHITE SOX ALL-TIME LEADERS

Player	HR
1. Frank Thomas	448
2. Paul Konerko	432
3. José Abreu	228
Player	RBI
1. Frank Thomas	1,465
2. Paul Konerko	1,383
3. Luke Appling	1,116
4. Harold Baines	981
5. Minnie Minoso	808
6. Eddie Collins	804
7. José Abreu	788
Player	XBH
1. Frank Thomas	906
2. Paul Konerko	846
3. Luke Appling	587
4. Harold Baines	585
5. José Abreu	507

- His six 100-RBI seasons are tied for second in club history behind Thomas (10) and Konerko (six) ... his 18 multihomer games rank third in club history behind Konerko (29) and Thomas (26).
- His five 20-plus homer seasons are the fourth-most in club history behind Konerko (13), Thomas (11) and Harold Baines (seven), and five 30-home run seasons
- Became the first player in club history to record 30-plus doubles in six straight seasons (2014-19).
- Has won the AL Player of the Month Award for July/August 2020, April 2014 and July 2014 ... earned AL Rookie of the Month honors in April 2014, June 2014 and July 2014.
- Was named 2014 AL Rookie of the Year by the BBWAA (unanimous), *Sporting News* and *Baseball America*.
- Made his first return visit to Cuba in December 2015 as part of a goodwill trip sponsored by MLB and the MLBPA, where he was reunited with his son, Dariel, for the first time in two years.



CAREER BATTING RECORD

YEAR	CLUB	AVG	G	AB	R	H	TB	2B	3B	HR	RBI	SH	SF	HB	BB	SO	SB	CS	OBP	SLG	OPS
2004	Cienfuegos	.271	—	258	27	70	95	8	1	5	20	—	2	5	9	57	—	—	.307	.368	—
2005	Cienfuegos	.228	—	167	19	38	61	7	2	4	17	—	2	5	16	50	—	—	.311	.365	—
2006	Cienfuegos	.337	—	312	53	105	178	20	5	11	64	—	—	19	28	61	—	—	.423	.538	—
2007	Cienfuegos	.293	—	283	39	83	127	11	3	9	42	—	1	21	20	47	—	—	.382	.449	—
2008	Cienfuegos	.318	—	239	48	76	96	22	0	13	43	—	—	17	24	43	—	—	.418	.573	—
2009	Cienfuegos	.346	—	289	60	100	182	23	1	19	69	—	—	18	19	69	—	—	.429	.630	—
2010	Cienfuegos	.399	89	286	82	114	235	25	3	30	76	0	3	30	74	49	—	—	.555	.822	—
2011	Cienfuegos	.453	66	212	79	96	127	14	0	33	93	0	2	21	58	32	—	—	.597	.986	—
2012	Cienfuegos	.394	—	282	71	111	236	18	1	35	99	0	5	22	75	40	—	—	.542	.837	—
2013	Cienfuegos	.345	—	264	60	91	163	15	0	19	60	0	2	17	54	39	—	—	.479	.604	—
2014	WHITE SOX	.317	145	556	80	176	323	35	2	36	107	0	4	11	51	131	3	1	.383	*.581	.964
2015	WHITE SOX	.290	154	613	88	178	308	34	3	30	101	0	1	15	39	140	0	0	.347	.502	.850
2016	WHITE SOX	.293	159	624	67	183	292	32	1	25	100	0	9	15	47	125	0	2	.353	.468	.820
2017	WHITE SOX	.304	156	621	95	189	*343	43	6	33	102	0	4	15	35	119	3	0	.354	.552	.906
2018	WHITE SOX	.265	128	499	68	132	236	36	1	22	78	0	6	11	37	109	2	0	.325	.473	.798
2019	WHITE SOX	.284	159	634	85	180	319	38	1	33	*123	0	*10	13	36	152	2	2	.330	.503	.834
2020	WHITE SOX	.317	*60	240	43	*76	*148	15	0	19	*60	0	1	3	18	59	0	0	.370	*.617	.987
2021	WHITE SOX	.261	152	566	86	148	272	30	2	30	117	0	10	22	61	143	1	0	.351	.481	.831
<b>CUBAN LEAGUE TOTALS</b>		<b>.341</b>	<b>—</b>	<b>2592</b>	<b>1018</b>	<b>884</b>	<b>1500</b>	<b>163</b>	<b>16</b>	<b>178</b>	<b>583</b>	<b>0</b>	<b>17</b>	<b>175</b>	<b>377</b>	<b>487</b>	<b>—</b>	<b>—</b>	<b>.426</b>	<b>.621</b>	<b>.38</b>
<b>MLB TOTALS</b>		<b>.290</b>	<b>1113</b>	<b>4353</b>	<b>612</b>	<b>1262</b>	<b>2241</b>	<b>263</b>	<b>16</b>	<b>228</b>	<b>788</b>	<b>0</b>	<b>45</b>	<b>105</b>	<b>324</b>	<b>978</b>	<b>11</b>	<b>5</b>	<b>.350</b>	<b>.515</b>	<b>.865</b>

\*Led League; *Italics indicates independent or foreign league.*

CAREER TRANSACTIONS

- Signed by the White Sox as a free agent (10/29/13).
- On White Sox injured list with posterior tibia tendinitis in left ankle (5/18-6/2/14).
- On White Sox injured list following surgery for testicular torsion (8/22-9/9/18).

CAREER FIELDING RECORD

POSITION	PCT	G	GS	TC	PO	A	E	DP	POSITION	PCT	G	GS	TC	PO	A	E	DP
First Base	.993	943	941	8186	7625	500	61	714	Third Base	—	1	0	0	0	0	0	0

CAREER GAME BESTS | HOME RUN INFORMATION

**HITS** — 4 (15x, last 8/14/21 vs. NYY) ... **HR** — 3 (8/22/20 at CUBS) ... **RBI** — 7 (2x, 9/12/20 vs. DET)  
**RUNS** — 5 (9/12/20 vs. DET) ... **SB** — 2 (4/14/19 at NYY) ... **HITTING STREAK** — 22 games (8/16-9/9/20)  
**GAME-ENDING HOME RUNS** — 2 (last 7/3-2/19 vs. DET) ... **GRAND SLAMS** — 4 (last 4/6/21 at SEA)  
**MULTIHOMER GAMES** — 18 (last 4/20/21 at CLE) ... **PINCH-HIT HOME RUNS** — NONE  
**INSIDE-THE-PARK HOME RUNS** — NONE ... **LEADOFF HOME RUNS** — NONE

WILD CARD RECORD

YEAR	CLUB	AVG	G	AB	R	H	TB	2B	3B	HR	RBI	SH	SF	HB	BB	SO	SB	CS	OBP	SLG	OPS
2020	SOX vs. OAK	.286	3	14	1	4	8	1	0	1	2	0	0	0	0	1	0	0	.286	.571	.857

ALL-STAR GAME RECORD

YEAR	CLUB, SITE	AVG	G	AB	R	H	TB	2B	3B	HR	RBI	SH	SF	HB	BB	SO	SB	CS	OBP	SLG	OPS
2014	A.L., Minnesota	.000	1	1	0	0	0	0	0	0	0	0	0	0	0	0	0	0	.000	.000	.000
2018	A.L., Washington	.000	1	2	0	0	0	0	0	0	0	0	0	0	0	1	0	0	.000	.000	.000
2019	A.L., Cleveland	.000	1	1	0	0	0	0	0	0	0	0	0	0	0	0	0	0	.000	.000	.000
<b>TOTALS</b>		<b>.000</b>	<b>3</b>	<b>4</b>	<b>0</b>	<b>0</b>	<b>0</b>	<b>0</b>	<b>0</b>	<b>0</b>	<b>0</b>	<b>0</b>	<b>0</b>	<b>0</b>	<b>0</b>	<b>1</b>	<b>0</b>	<b>0</b>	<b>.000</b>	<b>.000</b>	<b>.000</b>

WORLD BASEBALL CLASSIC RECORD

YEAR	CLUB	AVG	G	AB	R	H	TB	2B	3B	HR	RBI	SH	SF	HB	BB	SO	SB	CS	OBP	SLG	OPS
2013	Cuba	.360	6	25	6	9	19	1	0	3	9	0	0	0	0	5	1	0	.385	.760	.000



# 7 TIM ANDERSON

**SHORTSTOP | R-R | 6-1 | 185**

**Given Name:** Timothy Devon Anderson

**2022 Opening Day Age:** 28 (June 23, 1993)

**Birthplace:** Tuscaloosa, Ala. | **Residence:** Flossmoor, Ill.

**Sox Acquisition:** Selected in the first round (17th overall), June 2013 First-Year Player Draft

**Contract Status:** Signed through 2022 (options for 2023-24)

**MLB Service:** 5.115

**Instagram:** @timanderson7 | **Twitter:** @TimAnderson



WHITE SOX OVERVIEW

COACHING STAFF

PLAYERS & ROSTER

2021 SEASON REVIEW

POSTSEASON HISTORY

MINOR LEAGUES

MEDIA & MISC.

## 2021 SEASON

- **The 300 Club:** Hit .300 or better for the third consecutive season, just the eighth White Sox player to accomplish the feat among league batting title qualifiers.
- Ranked fourth in the American League in average (.309) in his first career All-Star season ... also ranked among the AL average leaders in day games (2nd, .347), at home (4th, .325), vs. RHP (5th, .306) and vs. LHP (7th, .326).
- **Top 5 Thrive:** Became the first player in White Sox history to finish in the Top 5 of AL average leaders for three consecutive seasons ... the last player in MLB to accomplish the feat was Houston's José Altuve in five straight years from 2014-18 (Elias).
- Recorded 46 multihit games (T11th in AL), 16 three-plus hit efforts (T5th in AL) and two four-plus hit games (T12th in AL).
- Led the White Sox in hits (163), runs scored (94), stolen bases (18), multihit games (46) and three-hit games (16) ... his 94 runs scored were the most by a Sox since José Abreu in 2017 (95).
- Chicago went 46-21 when he scored a run, 34-11 when he records a multihit effort and 36-4 when he drives in a run.
- Hit .300 or better with runners on base (.339), with two outs (.338) and with RISP (.302).
- After his average dropped from .313 in April to .272 in May, hit .300-plus in June (.300), July (.317) and August (.315).
- Batted .300/.336/.455 (66-220) with 11 doubles, seven homers, eight RBI and 12 walks when leading off an inning.
- All 122 of his starts were in the leadoff spot and at shortstop ... committed a full-season, career-low 10 errors in 432 chances (made 26 errors in 122 games in 2019).
- **Leadoff Lumbar:** Hit five leadoff homers in 2021 to move into second place on Chicago's all-time list with 13, trailing Ray Durham (20) ... his 17 total homers this season tied Alejandro De Aza (2013) and Durham (2000) for the second-most in a season by a Sox in the leadoff spot (Durham, 19 in 1998).
- Joined Carlos Rodón as the seventh and eighth White Sox first-round picks to be named All-Stars.
- Was the White Sox Opening Day shortstop for the fifth consecutive season ... extended his OD hitting streak to four on 4/1 at the Angels ... connected on his first homer of 2020 on 4/2 at Angel Stadium ... left the game on 4/4 at the Angels in the first inning with left hamstring tightness.
- Missed two games before being placed on the 10-day injured list on 4/7 (retro to 4/5) with a strained left hamstring.
- Was reinstated from the IL on 4/15 and was in the starting lineup that afternoon vs. Cleveland ... hit safely in each of his first nine games off the IL from 4/15-27, going 15-39 (.385) with two doubles, two homers, three RBI, three walks, 10 runs scored and four multihit efforts.
- Went 3-4, including a leadoff home run, on 4/18-1 at Boston ... marked his ninth career leadoff homer, tied with teammate Adam Eaton and Hall-of-Famer Tim Raines for the second-most in club history behind Ray Durham (20).
- Connected on his second career grand slam on 5/1 vs. Cleveland, a go-ahead shot in the second of the Sox 7-3 win.

## QUALIFYING SOX TO HIT .300+ IN THREE STRAIGHT SEASONS

Player	Seasons
<b>Tim Anderson</b>	<b>2019-21 (3)</b>
M. Ordoñez	1999-2003 (5)
Frank Thomas	1991-97 (7)
Nellie Fox	1957-59 (3)
Luke Appling	1946-49 (4)
Luke Appling	1939-41 (3)
Rip Radcliff	1936-38 (3)
Luke Appling	1933-37 (5)
Bibb Falk	1924-27 (4)
Eddie Collins	1919-26 (8)

## MLB BATTING LEADERS SINCE 2019

Player	AVG
<b>Tim Anderson</b>	<b>.322</b>
Ketel Marte	.318
Trea Turner	.317
Michael Brantley	.310
DJ LeMahieu	.307
Freddie Freeman	.304
Juan Soto	.304
Xander Bogaerts	.302
Bo Bichette	.301
Starling Marte	.297

- Hit safely in 12 straight games from 5/4-17, the third-longest hitting streak of his career ... batted .385/.429/.500 (20-52) with three doubles, a homer, six RBI and seven multihit efforts.
- Recorded two hits in the first inning on 5/8 at Kansas City ... the Sox scored eight runs on nine hits in the first in a 9-1 win.
- Hit his 10th career leadoff homer (first pitch) on 5/13 vs. Minnesota, moving into sole possession of second place on the White Sox all-time list ... marked his fifth career leadoff shot on the first pitch of the inning.
- Snapped a 16-game homerless stretch on 6/3 vs. Detroit.
- Registered four straight multihit efforts from 6/12-16, going 10-18 (.556) with three doubles, two RBI and five runs scored.
- **Simultaneous Streaks:** Hit .394 (28-71) with six doubles, one triple, three home runs, 10 RBI and seven multihit efforts during his career-high, 16-game hitting streak from 6/27-7/19 ... scored a run in 13 straight games from 7/2-20, the fifth-longest streak in club history, and the longest by a Sox since Jim Thome's club record 17 games from 4/2-22/2006 (22 runs scored total) ... the run scored streak tied for the second-longest in MLB since 2012, trailing the Angels' Mike Trout (15; 7/5-23/12) ... recorded a hit and scored a run in 12 straight games from 7/2-19, the longest such streak in club history, and the longest in MLB since DJ LeMahieu in 2019 (also 12).



- Matched career highs with four hits (12th time) and reaching base five times (second) on 7/7 at Minnesota ... went 4-4 with a double, RBI, walk and run scored.

- **Anderson the All-Star:** Was officially named to the AL All-Star team on 7/10, replacing Houston's Carlos Correa ... was selected to the team as the highest-ranked player via the player ballot ... played two innings on defense but did not bat at the All-Star Game on 7/12 at Colorado's Coors Field.

- Snapped a 4-4 tie with a game-winning, RBI single in the bottom of the eighth on 7/30 vs. Cleveland.

- Connected on back-to-back leadoff home runs on 8/8 at the Cubs and 8/9 at Minnesota, both parts of three-hit efforts ... marked the second time in his career he hit a leadoff homer in consecutive games (also 8/17-18/20 vs. Detroit).

- **Field of Dreams:** Hit his second-career, game-ending home run, a two-run shot off LHP Zach Britton in the bottom of the ninth on 8/12 vs. the Yankees in the first-ever "MLB at the Field of Dreams" Game in Dyersville, Iowa ... White Sox trailed, 8-7, entering the bottom of the ninth before Seby Zavala walked with two outs to set up the heroics ... the walkoff homer was the 15th in club history vs. the Yankees, and just the fourth when losing.

- **Trop Drama:** Hit a game-tying solo homer in the ninth and a game-winning single in the 11th to lead the Sox to a comeback win on 8/20 at Tampa Bay ... became the first Sox to hit a game-tying homer in the ninth and game-winning hit in extras since Yoán Moncada on 8/10/17 vs. Houston, and first in MLB since Arizona's Ildemaro Vargas on 9/24/19 vs. St. Louis (Elias).

- Missed four games from 8/21-24 with hamstring tightness.

- Returned to the lineup and recorded three hits on 8/26 at Toronto and two on 8/27 vs. the Cubs.

- Missed back-to-back games on 8/29 vs. the Cubs and 8/31 vs. Pittsburgh before being placed on the 10-day IL (retro to 8/29) with a left hamstring strain.

- Was reinstated from the IL on 9/14 and started at shortstop that night vs. the Angels (1-5) ... hit safely in his first eight games off the IL, going 12-35 (.343) with two doubles, two home runs, five RBI, eight runs scored and a .933 OPS.

- Hit his 13th career leadoff home run and a three-run shot in the second (sixth career multihomer effort) on 9/23-1 at Cleveland, leading the White Sox to a division-title clinching win ... became the first player in franchise history to homer in each of the first two innings in multiple games (also 8/17/21 vs. Detroit) ... also joined Tim Raines (twice) as the only Chicago leadoff hitters to record multiple 2+ HR/4+ RBI games (Elias).

- Was ejected and received a three-game suspension and undisclosed fine for making contact with umpire Tim Timmons during an on-field incident in the top of the ninth on 9/27 at Detroit ... appealed the suspension on 9/29 ... the incident followed a HBP of Jose Abreu and his subsequent slide into second base ... the suspension was under appeal at the conclusion of the regular season.

**ANDERSON AMONG AL SS LEADERS SINCE '19**

Category	Rank	No.
Average	1st	.322
Multihit Games	1st	117
3+ Hit Games	1st	40
Hits	4th	397
Slugging Pct.	4th	.495
Total Bases	4th	610
XBH	4th	120
OPS	T4th	.844
Home Runs	T6th	45
RBI	7th	138

**MOST LEADOFF HR IN WHITE SOX HISTORY**

Player	HR
Ray Durham	20
<b>Tim Anderson</b>	<b>13</b>
Adam Eaton	9
Tim Raines	9
Alejandro De Aza	8

**SOX SS HR LEADERS**

Player	HR
Jose Valentín	136
Alexei Ramírez	109
<b>Tim Anderson</b>	<b>91</b>

- Hit a solo homer on 9/29 vs. Cincinnati, his first at Guaranteed Rate Field since 8/3 vs. Kansas City.

- Matched his career high with four hits on 10/1 vs. Detroit.

- **Cover Athlete:** Was selected as the cover athlete for R.B.I. Baseball '21 ... is the first White Sox player to be featured on the cover of the popular baseball video game.

**CAREER HIGHLIGHTS**

- Is one of just 10 players in White Sox history to hit .300 or better in three or more consecutive seasons (batting title qualifiers), and the first since Magglio Ordoñez from 1999-2003.

- Was named to his first American League All-Star team in 2021, and won his first AL Silver Slugger Award in 2020.

- Is hitting .322/.349/.495 (397-1233) with 72 doubles, 45 home runs, 138 RBI and 220 runs scored in 295 games since the start of the 2019 season ... leads MLB during that span in average (Michael Brantley is second at .310) and in four-hit games (12).

- Led the major leagues with a .335 average in 2019, joining Luke Appling (.388 in 1936) as the only players in White Sox history to accomplish that feat ... the .335 mark was the highest by a Sox player since 1940, trailing three seasons by Frank Thomas (.353 in 1994; .349 in 1996 and .347 in 1997).

- Ranks among the American League shortstop leaders since 2017 in average (2nd, .287), stolen bases (2nd, 81), runs scored (3rd, 369), total bases (4th, 1,076), doubles (5th, 126), home runs (5th, 82) and extra-base hits (5th, 218).

- Has hit 13 leadoff home runs, the second-most in club history behind Ray Durham (20).

**CAREER BATTING RECORD**

YEAR	CLUB	AVG	G	AB	R	H	TB	2B	3B	HR	RBI	SH	SF	HB	BB	SO	SB	CS	OBP	SLG	OPS
2013	Kannapolis	.277	68	267	45	74	97	10	5	1	21	2	2	7	23	78	24	4	.348	.363	.711
2014	Winston-Salem	.297	68	286	48	85	135	18	7	6	31	0	2	5	7	68	10	3	.323	.472	.795
	AZL White Sox	.200	5	15	2	3	9	0	0	2	2	0	0	0	2	5	0	1	.294	.600	.894
2015	Birmingham	.364	10	44	7	16	22	3	0	1	7	1	0	0	0	9	0	1	.364	.500	.864
	Birmingham	.312	125	513	79	160	220	21	12	5	46	4	2	7	24	114	49	13	.350	.429	.779
2016	Charlotte	.304	55	247	39	75	101	10	2	4	20	1	0	0	8	58	11	4	.325	.409	.734
	WHITE SOX	.283	99	410	57	116	177	22	6	9	30	6	1	1	13	117	10	2	.306	.432	.738
2017	WHITE SOX	.257	146	587	72	151	236	26	4	17	56	2	1	3	13	162	15	1	.276	.402	.679
2018	WHITE SOX	.240	153	567	77	136	230	28	3	20	64	2	3	4	30	149	26	8	.281	.406	.687
2019	Charlotte	.348	5	23	3	8	12	1	0	1	4	0	0	0	0	2	0	0	.348	.522	.870
	WHITE SOX	*.335	123	498	81	167	253	32	0	18	56	0	2	3	15	109	17	5	.357	.508	.685
2020	WHITE SOX	.322	49	208	#45	67	110	11	1	10	21	0	1	2	10	50	5	2	.357	.529	.886
2021	WHITE SOX	.309	123	527	94	163	247	29	2	17	61	0	1	1	22	119	18	7	.338	.469	.806
<b>MINOR TOTALS</b>		<b>.302</b>	<b>336</b>	<b>1395</b>	<b>223</b>	<b>421</b>	<b>596</b>	<b>63</b>	<b>26</b>	<b>20</b>	<b>131</b>	<b>8</b>	<b>6</b>	<b>19</b>	<b>64</b>	<b>334</b>	<b>94</b>	<b>26</b>	<b>.340</b>	<b>.427</b>	<b>.767</b>
<b>MLB TOTALS</b>		<b>.286</b>	<b>693</b>	<b>2797</b>	<b>426</b>	<b>800</b>	<b>1253</b>	<b>148</b>	<b>16</b>	<b>91</b>	<b>288</b>	<b>10</b>	<b>9</b>	<b>14</b>	<b>103</b>	<b>706</b>	<b>91</b>	<b>25</b>	<b>.314</b>	<b>.448</b>	<b>.762</b>

\*Led League #Tied For League Lead



## CAREER TRANSACTIONS

- Selected by the White Sox in the first round (17th overall) of the First-Year Player Draft (6/13).
- On MLB Paternity List (4/3-4/19).
- On White Sox injured list with a sprained right ankle (6/26-7/29/19); included rehab assignment to Class AAA Charlotte (7/24-29/19).
- On White Sox injured list with a strained right groin (8/1-10/20).
- On White Sox injured list with a strained left hamstring (4/5-14/21).
- On White Sox injured list with a strained left hamstring (8/29-9/13/21).

## CAREER FIELDING RECORD

POSITION	PCT	G	GS	TC	PO	A	E	DP
Shortstop	.962	687	686	2732	926	1702	107	364

## CAREER GAME BESTS | HOME RUN INFORMATION

**HITS** — 4 (13x, last 10/1/21 vs. DET) ... **HR** — 2 (6x, last 9/23-2/21 at CLE) ... **RBI** — 4 (5x, last 9/23-2/21 at CLE)  
**RUNS** — 4 (2x, last 8/20/21 at T.B.) ... **SB** — 2 (10x, last 7/21/21 vs. MIN) ... **HITTING STREAK** — 16 games (6/27-7/19/21)  
**GAME-ENDING HOME RUNS** — 2 (last 8/12/21 vs. NYY; in Iowa) ... **GRAND SLAMS** — 2 (last 5/1/21 vs. CLE)  
**MULTIHOMER GAMES** — 6 (last 9/23-2/21 at CLE) ... **PINCH-HIT HOMERS** — NONE  
**INSIDE-THE-PARK HOMERS** — NONE ... **LEADOFF HOME RUNS** — 13 (last 9/23-2/21 at CLE)

## WILD CARD RECORD

YEAR	CLUB	AVG	G	AB	R	H	TB	2B	3B	HR	RBI	SH	SF	HB	BB	SO	SB	CS	OBP	SLG	OPS
2020	SOX vs. OAK	.643	3	14	2	9	11	2	0	0	0	0	0	0	0	0	0	0	.643	.786	1.429





# 39 AARON BUMMER

LEFT-HANDED PITCHER | L-L | 6-3 | 215

**Given Name:** Aaron James Bummer

**2022 Opening Day Age:** 28 (September 21, 1993)

**Birthplace:** Valencia, Calif. | **Residence:** Omaha, Neb.

**Sox Acquisition:** Selected in the 19th round, June 2014 First-Year Player Draft

**Contract Status:** Signed through 2024 (options for 2025-26)

**MLB Service:** 3.150

**Instagram:** @aaronbummer | **Twitter:** @aaron.bummer



WHITE SOX OVERVIEW

COACHING STAFF

PLAYERS & ROSTER

2021 SEASON REVIEW

POSTSEASON HISTORY

MINOR LEAGUES

MEDIA & MISC.

## 2021 SEASON

● **American League Relief Leaders:** GB % (1st, 77.6); Opp. SLG (2nd, .250); Holds (T4th, 21); Opp. OPS (6th, .560); HR/9.0 IP (8th, 0.48)

● Established career highs in strikeouts (75), wins (5) and appearances (62) in his fifth season in the White Sox bullpen.

● **Ground and Whiff:** Lead all major-league relievers with a 77.6 groundball percentage while posting a 11.98 strikeouts per 9.0 IP ... his 11.98 SO/9.0 IP is the highest among relievers to lead the majors in GB% since at least 1987 (STATS LLC).

● **No Rest Needed:** Posted a 0.84 ERA (1 ER/10.2 IP), 17 strikeouts and .179 opponents average in 12 appearances with zero days of rest.

● Held left-handed hitters to a .151 (11-73) average with no extra-base hits and 32 strikeouts.

● Made his debut on Opening Day (4/1) at the Angels ... suffered the loss and a blown save after allowing two unearned runs with a walk and strikeout in 0.2 IP.

● Recorded his first hold of the season on 4/18-1 at Boston ... surrendered one hit with one strikeout in 1.0 scoreless IP.

● Owned a 10-game scoreless streak (10.0 IP) from 4/23-5/16 ... registered four holds and allowed just five hits with one walk and 11 strikeouts during the streak.

● Struck out three in a season-high 1.2 scoreless IP on 5/9 at Kansas City.

● Suffered his second loss and fourth blown save on 5/18 at Minnesota after allowing a game-tying, two-run homer to Miguel Sanó and allowing the winning run to reach base in the ninth ... also snapped his 10-game scoreless streak.

● Earned his first save of 2021 on 5/31-1 at Cleveland after allowing one unearned run with a strikeout in 1.0 scoreless IP ... the eighth inning started with a runner on second base.

● Earned his second save on 6/11 at Detroit after stranding the game-tying and game-winning runs in the 10th inning ... retired the final three batters after having a runner placed at second and walking the leadoff hitter.

● Worked a scoreless inning with two strikeouts to earn his first win of the season on 6/27 vs. Seattle ... suffered the loss in each of his first four decisions.

● Was placed on the 10-day injured list (retroactive to 6/28) with a strained right hamstring on 6/30 ... was reinstated on 7/16.

● Earned his second win of the season on 7/19 vs. Minnesota, tossing 1.0 scoreless IP.

● Recorded at least one strikeout in 18 straight games from 5/31-8/4, the third-longest such streak by a reliever in White Sox history.

● Went 3-1 with a 1.52 ERA (4 ER/23.2 IP), 29 strikeouts and .157 (13-83) opponents average over his last 27 games (24 scoreless efforts).

● Made 10 straight scoreless appearances (9.2 IP) from 7/28-8/18 ... recorded six holds and held opponents to a .121 (4-33) average with 14 strikeouts during that span.

## LOWEST OPS BY MLB RELIEVERS, 2019-21

Pitcher	OPS	Pitcher	OPS
Liam Hendriks	.520	Pedro Baez	.541
Emmanuel Clase	.523	Giovanny Gallegos	.542
Josh Hader	.524	Aaron Loup	.547
Aaron Bummer	.531	Ryan Pressly	.574
Drew Pomeranz	.533	Devin Williams	.575

● Matched season highs in IP (1.2) and strikeouts (3) on 8/15 vs. New York-AL.

● Ended the season on a career-high 11.0 scoreless IP streak over his last 13 games ... opponents went 3-35 (.086) with one walk and 11 strikeouts during that stretch.

● Recorded his 200th career strikeout (Bobby Bradley) on 9/24 at Cleveland ... became the 21st White Sox reliever to record 200-plus strikeouts with the club.

## CAREER HIGHLIGHTS

● Has limited opponents to a .531 OPS over the last three seasons (2019-21), the fourth-lowest mark among MLB relievers ... teammate Liam Hendricks is first at .531.

● Has limited left-handers to a .185/.231/.241 (50-270) average and first batters to a .173/.286/.179 (29-168) mark.

● His 27 holds in 2019 were third-highest total in franchise history behind Barry Jones (30 in 1990) and Nate Jones (28 in 2016) and the most by a left-hander.

● Has two games of postseason experience, both in the 2020 AL Wild Card series at Oakland (1.1 scoreless IP).



CAREER PITCHING RECORD

YEAR	CLUB	W-L	PCT	ERA	G	GS	CG	SHO	SV	IP	H	R	ER	HR	HB	BB-I	SO	WP	BK	AVG
2014	Great Falls	0-0	.000	2.45	16	0	0	0	1	22.0	18	7	6	1	2	6-0	28	3	0	.222
2015	DID NOT PLAY DUE TO INJURY																			
2016	AZL White Sox	0-0	.000	12.27	4	0	0	0	0	3.2	5	5	5	0	0	2-0	6	1	0	.313
	Great Falls	1-1	.500	3.38	7	0	0	0	0	8.0	7	3	3	0	0	4-0	11	1	0	.233
	Winston-Salem	0-1	.000	1.80	4	0	0	0	0	5.0	4	2	1	0	0	1-0	1	2	0	.200
2017	Winston-Salem	0-2	.000	4.91	8	0	0	0	2	11.0	10	6	6	2	0	3-0	15	1	0	.227
	Birmingham	1-3	.250	3.00	17	1	0	0	3	33.0	29	11	11	2	0	16-3	34	2	0	.246
	Charlotte	0-0	.000	1.80	3	0	0	0	0	5.0	5	2	1	0	0	1-0	5	1	0	.263
	WHITE SOX	1-3	.333	4.50	30	0	0	0	0	22.0	13	11	11	4	1	15-1	17	1	0	.178
2018	WHITE SOX	0-1	.000	4.26	37	0	0	0	0	31.2	40	19	15	1	1	10-0	35	7	1	.301
	Charlotte	2-3	.400	2.64	31	0	0	0	0	30.2	27	11	9	0	0	11-1	30	3	0	.235
2019	Charlotte	0-0	.000	2.35	5	0	0	0	0	7.2	7	2	2	0	1	2-0	6	1	0	.259
	WHITE SOX	0-0	.000	2.13	58	0	0	0	1	67.2	43	17	16	4	3	24-2	60	4	0	.184
2020	WHITE SOX	1-0	1.000	0.96	9	0	0	0	0	9.1	5	1	1	0	0	5-0	14	0	0	.152
2021	WHITE SOX	5-5	.500	3.51	62	0	0	0	2	56.1	42	28	22	3	4	29-3	75	5	0	.202
<b>MINOR TOTALS</b>		<b>4-10</b>	<b>.286</b>	<b>3.14</b>	<b>95</b>	<b>1</b>	<b>0</b>	<b>0</b>	<b>6</b>	<b>126.0</b>	<b>112</b>	<b>49</b>	<b>44</b>	<b>5</b>	<b>3</b>	<b>46-4</b>	<b>136</b>	<b>15</b>	<b>0</b>	<b>.238</b>
<b>MLB TOTALS</b>		<b>7-9</b>	<b>.438</b>	<b>3.13</b>	<b>196</b>	<b>0</b>	<b>0</b>	<b>0</b>	<b>3</b>	<b>187.0</b>	<b>143</b>	<b>76</b>	<b>65</b>	<b>12</b>	<b>9</b>	<b>83-6</b>	<b>201</b>	<b>17</b>	<b>1</b>	<b>.210</b>

CAREER TRANSACTIONS

- Selected by the White Sox in the 19th round of the First-Year Player Draft (6/14).
- On White Sox injured list with a left biceps strain (8/8-9/23/20).
- On White Sox injured list with a right hamstring strain (6/30-7/16/21).

CAREER FIELDING RECORD

POSITION	PCT	G	GS	TC	PO	A	E	DP
Pitcher	.902	196	0	41	8	29	4	5

CAREER RELIEF BREAKDOWN

**Holds** — Career: 39; **2020**: 3; **2019**: 27; **2018**: 2; **2017**: 7.  
**Inherited Runners/Scored** — Career: 88/26 (29.5); **2020**: 3/3 (1.000); **2019**: 36/7 (19.4); **2018**: 32/14 (43.8); **2017**: 17/2 (11.8).  
**First Batter Efficiency** — Career: .179 (21-117); **2020**: .250 (2-8); **2019**: .115 (6-52); **2018**: .303 (10-33); **2017**: .125 (3-24).

CAREER GAME BESTS

**STRIKEOUTS** — 4 (9/26/18 vs. CLE; 2.0 IP) ... **INNINGS PITCHED** — 2.0 (13x, last on 9/28/19-2 vs. DET)  
**WINNING STREAK** — 3 games (9/14/21-current) ... **CONSECUTIVE SCORELESS IP** — 11.0 (9/4/21-current)

WILD CARD RECORD

YEAR	CLUB	W-L	PCT	ERA	G	GS	CG	SHO	SV	IP	H	R	ER	HR	HB	BB-I	SO	WP	BK	AVG
2020	SOX vs. OAK	0-0	.000	0.00	2	0	0	0	0	1.1	1	0	0	0	0	1-0	1	0	0	.200



# 30 JAKE BURGER

INFIELDER | R-R | 6-2 | 230

**Given Name:** Jacob Michael Burger

**2022 Opening Day Age:** 25 (April 10, 1996)

**Birthplace | Residence:** St. Louis, Mo. | Chesterfield, Mo.

**Sox Acquisition:** Selected in the first round (11th overall), June 2017 First-Year Player Draft

**Contract Status:** Signed through 2021

**MLB Service:** 0.024

**Instagram:** @burgatron13 | **Twitter:** @burgatron13



WHITE SOX OVERVIEW

COACHING STAFF

PLAYERS & ROSTER

2021 SEASON REVIEW

POSTSEASON HISTORY

MINOR LEAGUES

MEDIA & MISC.

## 2021 SEASON

- Spent time with both Class AAA Charlotte and the White Sox in his first action since his professional debut season of 2017 ... missed the 2018-19 seasons with injury before the minor-league season was cancelled in 2020 ... made all seven of his starts for the Sox at third base.
- Was selected to play in the MLB All-Star Futures Game but did not participate after being recalled from Charlotte on 7/2 ... made his major-league debut that night as the starting third baseman at Detroit ... went 2-4 with a run scored, including his first career hit (double off Erasmo Ramirez) in the seventh.
- Became the eighth White Sox first-round draft pick to play for the White Sox in 2021, joining Tim Anderson (2013), Carlos Rodón (2014), Zack Collins (2016), Zack Burdi (2016), Nick Madrigal (2018), Andrew Vaughn (2019) and Garrett Crochet (2020) ... was selected by the Sox with the No. 11 overall pick in 2017.

- Posted five multihit efforts in his first six starts ... hit his first triple as part of a multihit effort on 7/4 at the Tigers ... drove in his first run in his third multihit effort on 7/7 at Twins.
- Hit his first MLB home run on 7/17 vs. Houston in his home debut, a 456-foot solo shot off Austin Pruitt.
- Went 0-11 over his last four starts and was optioned to Charlotte on 7/26, where he spent the remainder of the season.
- Batted .274/.332/.513 (85-310) with 16 doubles, 18 home runs, 54 RBI and 46 runs scored over 82 games with Charlotte ... recorded four hits on 6/23 at Nashville and 6/29 vs. Norfolk, hit two home runs on 8/24 vs. Durham and drove in four runs on 6/16 vs. Jacksonville.

## CAREER BATTING RECORD

YEAR	CLUB	AVG	G	AB	R	H	TB	2B	3B	HR	RBI	SH	SF	HB	BB	SO	SB	CS	OBP	SLG	OPS
2017	AZL White Sox	.154	4	13	4	2	6	1	0	1	2	0	0	3	1-0	2	0	0	.353	.462	814
	Kannapolis	.271	47	181	21	49	74	9	2	4	27	0	1	5	13	28	0	1	.335	.409	714
2018		DID NOT PLAY DUE TO INJURY																			
2019		DID NOT PLAY DUE TO INJURY																			
2020		MINOR LEAGUE SEASON CANCELLED																			
2021	Charlotte	.274	82	310	46	85	159	16	2	18	54	0	2	4	24	91	0	0	.332	.513	.845
	WHITE SOX	.263	15	38	5	18	10	3	1	1	3	0	0	4	15	0	0	.333	.474	.807	
<b>MINOR TOTALS</b>		<b>.270</b>	<b>133</b>	<b>504</b>	<b>71</b>	<b>136</b>	<b>239</b>	<b>26</b>	<b>4</b>	<b>23</b>	<b>83</b>	<b>0</b>	<b>3</b>	<b>12</b>	<b>38</b>	<b>121</b>	<b>0</b>	<b>1</b>	<b>.334</b>	<b>.474</b>	<b>.808</b>
<b>MLB TOTALS</b>		<b>.263</b>	<b>15</b>	<b>38</b>	<b>5</b>	<b>18</b>	<b>10</b>	<b>3</b>	<b>1</b>	<b>1</b>	<b>3</b>	<b>0</b>	<b>0</b>	<b>0</b>	<b>444</b>	<b>15</b>	<b>0</b>	<b>0</b>	<b>.333</b>	<b>.474</b>	<b>.807</b>

## CAREER TRANSACTIONS

— Selected by the White Sox in the first round (11th overall) of First-Year Player Draft (6/17).

## CAREER FIELDING RECORD

POSITION	PCT	G	GS	TC	PO	A	E	DP
Third Base	1.000	8	7	14	5	9	0	0

## CAREER GAME BESTS | HOME RUN INFORMATION

**HITS** — 2 (5x, last 7/17/21 vs. HOU) ... **HR** — 1 (7/17/21 vs. HOU) ... **RBI** — 2 (7/17/21 vs. HOU)

**RUNS** — 2 (7/17/21 vs. HOU) ... **SB** — None ... **HITTING STREAK** — 2 games (7/10-17/21)

**GAME-ENDING HOME RUNS** — NONE ... **GRAND SLAMS** — NONE ... **MULTIHOMER GAMES** — NONE

**PINCH-HIT HOME RUNS** — NONE ... **INSIDE-THE-PARK HOME RUNS** — NONE ... **LEADOFF HOME RUNS** — NONE

# 61 RYAN BURR

**RIGHT-HANDER | R-R | 6-4 | 220**

**Given Name:** Ryan Matthew Burr

**2022 Opening Day Age:** 27 (May 28, 1994)

**Birthplace:** Highlands Ranch, Colo. | **Residence:** Tempe, Ariz.

**First Pro Contract:** Arizona Diamondbacks, selected in the fifth round, June 2015 First-Year Player Draft

**Sox Acquisition:** Obtained from Arizona in exchange for international signing bonus pool money, August 11, 2017

**Contract Status:** Signed through 2021

**MLB Service:** 1.143

**Instagram:** @ryanburr303 | **Twitter:** @RyanBurrASU



## 2021 SEASON

- Made 34 appearances over three stints with the White Sox ... set career bests in strikeouts (33), IP (36.2), ERA (2.45), appearances (34) and opponents average (.224).
- Went 2-0 with a 1.26 ERA (2 ER/14.1 IP) in 12 games (one start) at Guaranteed Rate Field.
- His contract was selected from Charlotte on 5/27.
- Opened the season on an 11-game, 14.0-scoreless IP streak from 5/31-7/3 ... allowed just two hits (both singles) with five walks and 10 strikeouts during the streak.
- Made his season debut on 5/31-2 at Cleveland and retired all four batters he faced ... marked his first MLB appearance since 5/24/19 at Minnesota.
- Worked a scoreless 10th, stranding a runner on third, and earned his first win of 2021 (second career) on 6/16 vs. Tampa.
- Retired the only batter he faced in the sixth and earned his first career hold on 6/23 at Pittsburgh.

- Made his second career start as the opener on 6/27 vs. Seattle, retiring all six batters faced with two strikeouts.
- Had his season-opening scoreless streak snapped on 7/5 at Minnesota (2 ER/1.0 IP).
- Earned his second win of the season on 7/20 vs. Minnesota after suffering his first career blown save ... allowed two runs but the White Sox scored five in the bottom of the frame.
- Was optioned to Charlotte on 7/30 and recalled back to the White Sox on 8/16 ... made three appearances from 8/17-22 before being optioned for a second time on 8/24 ... was recalled to the Sox for the third and final time of the season on 9/3.
- Finished the season on a 10-game scoreless streak ... struck out 12 batters in 10.0 IP during the streak.
- Collected his third and final hold of the season on 9/24 at Cleveland, tossing 0.2 scoreless IP to preserve a 1-0 lead.
- Recorded at least one strikeout in each of his last six appearances (10 strikeouts total).

## CAREER PITCHING RECORD

YEAR	CLUB	W-L	PCT	ERA	G	GS	CG	SHO	SV	IP	H	R	ER	HR	HB	BB-I	SO	WP	BK	AVG
2015	Hillsboro	3-0	1.000	1.88	13	0	0	0	3	14.1	7	3	3	1	1	5-0	21	0	0	.140
	Kane County	1-0	1.000	0.46	13	0	0	0	0	19.2	12	1	1	0	0	6-0	28	0	1	.174
2016	Kane County	1-2	.333	3.86	14	0	0	0	0	21.0	22	12	9	0	0	9-1	18	3	0	.265
	AZL D'Backs	0-0	.000	0.00	2	0	0	0	0	2.0	2	0	0	0	1	1-0	2	0	0	.286
2017	Kane County	1-2	.333	2.81	22	0	0	0	4	32.0	29	10	10	3	1	15-0	46	1	1	.244
	Visalia	1-0	1.000	0.72	17	0	0	0	1	25.0	13	2	2	0	1	6-0	29	1	0	.160
	Winston-Salem	0-0	.000	0.00	6	0	0	0	1	8.1	5	1	0	0	1	5-0	13	1	0	.179
2018	Birmingham	4-2	.667	2.72	30	0	0	0	2	43.0	30	15	15	3	0	23-0	43	7	0	.196
	Charlotte	0-1	.000	1.08	7	0	0	0	0	8.1	4	2	1	0	0	2-0	8	0	0	.154
	WHITE SOX	0-0	.000	7.45	8	0	0	0	0	9.2	12	8	8	3	1	6-1	6	0	0	.333
2019	WHITE SOX	1-1	.500	4.58	16	1	0	0	0	19.2	17	13	10	3	0	8-0	20	0	0	.227
2020	MINOR LEAGUE SEASON CANCELLED																			
2021	Charlotte	1-2	.333	4.60	15	0	0	0	3	15.2	17	11	8	3	0	7-1	14	1	0	.262
	WHITE SOX	2-1	.667	2.45	34	1	0	0	0	36.2	28	11	10	3	1	21-0	33	5	0	.224
<b>MINOR TOTALS</b>		<b>12-9</b>	<b>.571</b>	<b>2.23</b>	<b>139</b>	<b>0</b>	<b>0</b>	<b>0</b>	<b>14</b>	<b>189.1</b>	<b>141</b>	<b>57</b>	<b>47</b>	<b>10</b>	<b>5</b>	<b>79-2</b>	<b>222</b>	<b>14</b>	<b>2</b>	<b>.207</b>
<b>MLB TOTALS</b>		<b>3-2</b>	<b>.600</b>	<b>3.82</b>	<b>58</b>	<b>2</b>	<b>0</b>	<b>0</b>	<b>0</b>	<b>66.0</b>	<b>57</b>	<b>32</b>	<b>28</b>	<b>9</b>	<b>2</b>	<b>35-1</b>	<b>59</b>	<b>5</b>	<b>0</b>	<b>.242</b>

## CAREER TRANSACTIONS

- Selected by Arizona in the fifth round of First-Year Player Draft (6/15).
- Traded by Arizona to the White Sox in exchange for international signing bonus pool money (8/11/17).
- On White Sox injured list with A/C joint inflammation in his right shoulder (4/28-5/5/19).
- On White Sox injured list with torn ligament in right elbow (5/25/19-end of season); transferred to 60-day injured list (7/8/19).

## CAREER FIELDING RECORD

POSITION	PCT	G	GS	TC	PO	A	E	DP
Pitcher	1.000	58	2	10	3	7	0	1

## CAREER PITCHING BREAKDOWN

**Holds** — Career: 3; 2021: 3 | **Inherited Runners/Scored (Pct.)** — Career: 25/15 (60.0); 2021: 12/6 (50.0); 2019: 7/5 (71.4); 2018: 6/4 (66.7). **First Batter Efficiency** — Career: .340 (16-47); 2021: .375 (9-24); 2019: .200 (3-15); 2018: .500 (4-8).

## CAREER GAME BESTS

**STRIKEOUTS** — 3 (4x, last 9/25/21 at CLE) ... **INNINGS PITCHED** — 2.0 (8x, last 8/17/21 vs. OAK)  
**WINNING STREAK** — 2 games (6/16-7/20/21) ... **CONSECUTIVE SCORELESS IP** — 14.0 (5/31-7/3/21)



- ◆ Is the first White Sox pitcher to start his career 3-3 at the plate, and the first in the American League since Boston's Boo Ferriss in 1945 ... became just the third MLB pitcher since 1974 to start his career 3-3, joining Montreal's T.J. Tucker (2000-02) and the Mets' Steven Matz (2015);
- ◆ Was the first Sox pitcher with three hits since Tom Bradley on 5/14/72 vs. Baltimore, the first with an extra-base hit since Carlos Rodón (double) on 7/25/17 at Cubs, and the first MLB pitcher with a three-hit game since Washington's Stephen Strasburg on 7/18/19 at Atlanta;
- ◆ Was the first AL pitcher to outhit an opponent in a game since Vida Blue, who outhit Kansas City (2-1) on 9/11/1970.
- Allowed just one run on four hits, including a Freddy Galvis homer, with two walks and 10 strikeouts in 6.0 IP (career-high 111 pitches) on 5/27 vs. Baltimore ... recorded 29 swing-and-misses, tied for fourth-most in a start in 2021 ... the 29 whiffs were the second-most by a White Sox in the Statcast era (since 2015) trailing Lucas Giolito in his no-hitter on 8/25/20 vs. Pittsburgh.
- Struck out 10 and allowed just five hits (three singles) in 7.0 scoreless IP in a victory on 6/6 vs. Detroit.
- **Elite Eight!:** Improved to 8-0 on his first eight career starts vs. the Tigers with a win on 6/12 at Comerica Park (2 ER/5.0 IP) ... became the first pitcher in White Sox history to win his first eight starts against a single opponent, and the first in baseball to accomplish the feat since Jamie Moyer won his first 10 career starts against Florida from 2006-08.
- Recorded his fourth career double-digit punchout performance on 7/16 vs. Houston, striking out 10 over 5.2 IP ... suffered the loss after allowing three runs on six hits.

- **Dealin' in August:** Went 4-0 with a 2.83 ERA (11 ER/35.0 IP), 50 strikeouts and .176 (22-125) opponents average over six starts in August ... ranked among the August AL leaders in opponents average (1st), SO/9.0 IP (1st, 12.86), strikeouts (2nd), wins (T2nd) and WHIP (4th, 0.97).
- Struck out a career-high tying 11 batters (third time) on 8/3 vs. Kansas City, tossing 6.0 scoreless IP on his way to his eighth victory of the season.
- Recorded his second consecutive 10-plus strikeout game in a 9-3 win on 8/8 at Wrigley Field against the Cubs, becoming the 15th pitcher in White Sox history to accomplish the feat.
- Earned the win in his second start vs. the Cubs on 8/29 ... matched his career high with 11 strikeouts (fourth time), allowing one run on four hits over 6.0 IP.
- Allowed just one run over 14.1 IP in his last three starts.
- Recorded his 12th victory of the season on 9/17 at Texas, tossing 5.0 scoreless IP with 10 strikeouts ... marked his eighth double-digit strikeout performance of the season (ninth career) ... threw 5.0-plus scoreless IP for the fifth time in 2021 ... his eight 10-plus strikeouts games are tied with Chris Sale (2014) for the second-most in a season by a White Sox pitcher.
- Earned the win, his 13th of the season, on 9/24 at Cleveland after tossing 5.1 scoreless IP with nine strikeouts ... left the game in the sixth inning after being hit in the right triceps with a comebacker off the bat of Bradley Zimmer.
- Received a ND in the season finale on 10/3 vs. Detroit ... allowed one run on four hits with five strikeouts over 4.0 IP.

CAREER PITCHING RECORD

YEAR	CLUB	W-L	PCT	ERA	G	GS	CG	SHO	SV	IP	H	R	ER	HR	HB	BB-I	SO	WP	BK	AVG
2015	AZL Cubs	1-2	.333	2.63	11	8	0	0	0	24.0	12	12	7	0	2	16-0	25	9	1	.145
2016	Eugene	2-0	1.000	2.22	12	12	0	0	0	44.2	27	14	11	1	2	25-0	66	4	2	.175
2017	South Bend	1-2	.333	2.79	13	13	0	0	0	51.2	39	18	16	2	2	26-0	74	7	0	.214
	Kannapolis	0-8	.000	3.89	9	9	0	0	0	41.2	35	22	18	1	1	18-0	52	3	0	.229
2018	Winston-Salem	9-2	.818	2.89	13	13	0	0	0	71.2	52	31	23	5	3	28-0	82	5	0	.204
	Birmingham	3-0	1.000	1.72	10	10	0	0	0	52.1	30	11	10	3	0	22-0	78	3	0	.168
2019	Charlotte	5-2	.714	4.48	15	15	0	0	0	68.1	75	39	34	4	3	32-0	73	7	1	.284
	WHITE SOX	4-7	.364	5.79	14	14	0	0	0	73.0	78	51	47	15	2	35-1	81	4	0	.271
2020	WHITE SOX	5-4	.556	4.01	12	12	0	0	0	58.1	50	30	26	12	5	34-1	44	1	0	.234
2021	WHITE SOX	13-7	.650	3.91	32	32	1	1	0	165.2	139	77	72	20	9	68-0	226	13	2	.223
<b>MINOR TOTALS</b>		<b>21-16</b>	<b>.568</b>	<b>3.02</b>	<b>83</b>	<b>80</b>	<b>0</b>	<b>0</b>	<b>0</b>	<b>354.1</b>	<b>270</b>	<b>147</b>	<b>119</b>	<b>16</b>	<b>13</b>	<b>167-0</b>	<b>450</b>	<b>38</b>	<b>4</b>	<b>.213</b>
<b>MLB TOTALS</b>		<b>22-18</b>	<b>.550</b>	<b>4.39</b>	<b>58</b>	<b>58</b>	<b>1</b>	<b>1</b>	<b>0</b>	<b>297.0</b>	<b>267</b>	<b>158</b>	<b>145</b>	<b>47</b>	<b>16</b>	<b>137-2</b>	<b>351</b>	<b>18</b>	<b>2</b>	<b>.237</b>

CAREER TRANSACTIONS

- Selected by Chicago-NL in the sixth round of the First-Year Player Draft (6/14).
- Traded by Chicago-NL with INF Bryant Flete, OF Eloy Jiménez and 1B Matt Rose to the White Sox in exchange for LHP José Quintana (7/13/17).
- On White Sox injured list (4/14-16/21).

CAREER FIELDING RECORD

POSITION	PCT	G	GS	TC	PO	A	E	DP
Pitcher	.900	58	58	40	19	17	4	3

CAREER PITCHING BREAKDOWN

- Quality Starts — Career: 17; 2021: 10; 2020: 4; 2019: 3.
- Club Record As A Starter — Career: 30-28; 2021: 18-14; 2020: 6-6; 2019: 6-8.
- Starts Lasting At Least 6.0 | 7.0 | 8.0 IP — Career: 20 | 4 | 0; 2021: 10 | 3 | 0; 2020: 4 | 0 | 0; 2019: 6 | 1 | 0.

CAREER GAME BESTS

- STRIKEOUTS** — 11 (4x, last 8/29/21 vs. Cubs, 6.0 IP) ... **INNINGS PITCHED** — 7.0 (4x, last 8/24/21 at TOR)
- WINNING STREAK** — 4 games (2x, last 8/3-29/21) ... **CONSECUTIVE SCORELESS IP** — 14.0 (4/18-23/20)
- COMPLETE GAMES** — 1 (4/29-2/21 vs. DET) ... **SHUTOUTS** — 1 (4/29-2/21 vs. DET)

WILD CARD RECORD

YEAR	CLUB	W-L	PCT	ERA	G	GS	CG	SHO	SV	IP	H	R	ER	HR	HB	BB-I	SO	WP	BK	AVG
2020	SOX vs. OAK	0-0	.000	0.00	1	0	0	0	0	1.0	0	0	0	0	0	0-0	0	0	0	.000



# 21 ZACK COLLINS

**CATCHER | L-R | 6-3 | 220**

**Given Name:** Zachary Allen Collins

**2022 Opening Day Age:** 27 (February 6, 1995)

**Birthplace:** Pembroke Pines, Fla. | **Residence:** Fort Lauderdale, Fla.

**White Sox Acquisition:** Selected in the first round (10th overall)

June 2016 First-Year Player Draft

**Contract Status:** Signed through 2021

**MLB Service:** 1.149

**Instagram:** @zack\_collins\_ | **Twitter:** @zackcollinsO



WHITE SOX OVERVIEW

COACHING STAFF

PLAYERS & ROSTER

2021 SEASON REVIEW

POSTSEASON HISTORY

MINOR LEAGUES

MEDIA & MISC.

## 2021 SEASON

- Spent his first full season on the White Sox roster.
- Appeared in 73 games (55 starts) at catcher, one (zero) at first base and started three games as the designated hitter.
- Sox pitchers owned a 4.05 ERA (228 ER/506.1 IP) when he was behind the plate ... threw out 7-52 (13.5 percent) of attempted basestealers.
- Hit .300-plus in June (.385, 11-35).
- Made his first career Opening Day roster ... was the starting OD designated hitter on 4/1 at the Angels.
- Connected on his first homer (three-run shot) on 4/6 at Seattle.
- Threw out three attempted basestealers on 4/11 vs. Kansas City, the most by a White Sox catcher since A.J. Pierzynski on 9/24/12 vs. Cleveland (also three).
- Established a career high with three hits on 4/25 vs. Texas.
- Snapped a scoreless tie with a solo home run in the fifth on 5/7 at Kansas City ... the Sox went on to win, 3-0.
- Drove in a career-high four runs on 6/27 vs. Seattle.
- Broke a 4-4 tie with a game-winning solo homer on 7/1 vs. Minnesota, his first career GW shot in the sixth or later.
- Went 2-3 with a double and two RBI in the Sox 4-1 win on 7/6 at Minnesota.
- Was optioned to Charlotte on 8/27 to make room for Yasmani Grandal on the active roster ... was recalled on 9/14 for the remainder of the regular season.
- Appeared in nine games with Charlotte, going 5-35 (.143) with three homers and five RBI.
- **Preseason Baseball America Rankings:** Entered the season rated as the No. 27 prospect in the Chicago system.

## CAREER BATTING RECORD

YEAR	CLUB	AVG	G	AB	R	H	TB	2B	3B	HR	RBI	SH	SF	HB	BB	SO	SB	CS	OBP	SLG	OPS
2016	AZL White Sox	.091	3	11	1	1	1	0	0	0	0	0	0	0	0	7	0	0	.091	.182	.182
	Winston-Salem	.258	36	120	24	31	56	7	0	6	18	0	0	0	33	39	0	0	.418	.467	.885
2017	Winston-Salem	.223	101	341	63	76	151	18	3	17	48	4	3	2	76	118	0	2	.365	.443	.808
	Birmingham	.235	12	34	7	8	16	2	0	2	5	0	0	0	11	11	0	0	.422	.471	.893
2018	Birmingham	.234	122	418	58	98	169	24	1	15	68	2	7	3	*101	158	5	0	.382	.404	.786
2019	Charlotte	.282	88	294	56	83	161	19	1	19	74	0	8	3	62	98	0	0	.403	.548	.951
	WHITE SOX	.186	27	86	10	16	30	3	1	3	12	0	0	1	14	39	0	0	.307	.349	.656
2020	WHITE SOX	.063	9	16	1	1	2	1	0	0	0	0	0	0	2	5	0	0	.167	.125	.292
2021	WHITE SOX	.210	78	195	25	41	66	13	0	4	26	1	0	1	34	69	1	1	.330	.338	.669
	Charlotte	.143	9	35	5	5	14	0	0	3	5	0	0	0	3	13	0	0	.211	.400	.610
<b>MINOR TOTALS</b>		<b>.241</b>	<b>371</b>	<b>1253</b>	<b>214</b>	<b>302</b>	<b>568</b>	<b>70</b>	<b>5</b>	<b>62</b>	<b>218</b>	<b>6</b>	<b>18</b>	<b>8</b>	<b>286</b>	<b>444</b>	<b>5</b>	<b>2</b>	<b>.381</b>	<b>.453</b>	<b>.834</b>
<b>MLB TOTALS</b>		<b>.195</b>	<b>114</b>	<b>297</b>	<b>36</b>	<b>58</b>	<b>98</b>	<b>17</b>	<b>1</b>	<b>7</b>	<b>38</b>	<b>1</b>	<b>0</b>	<b>2</b>	<b>50</b>	<b>113</b>	<b>1</b>	<b>1</b>	<b>.315</b>	<b>.330</b>	<b>.645</b>

\*Led League

## CAREER TRANSACTIONS

— Selected by the White Sox in the first round (10th overall) of First-Year Player Draft (6/9/16).

## CAREER FIELDING RECORD

POSITION	PCT	G	GS	TC	PO	A	E	DP	POSITION	PCT	G	GS	TC	PO	A	E	DP
Catcher	.995	85	66	731	697	30	4	1	First Base	1.000	3	1	7	7	0	0	0

## CAREER CATCHING BREAKDOWN

**Caught Stealing Percentage — Career:** 11.5 (7-61); **2021:** 13.2 (7-52); **2020:** 0.0 (0-1); **2019:** 0.0 (0-8).

**Catcher's ERA — Career:** 4.32 (291 ER/605.2 IC); **2021:** 4.05 (228 ER/506.1 IC); **2020:** 2.70 (3 ER/10.0 IC); **2019:** 6.04 (60 ER/89.1 IC).

## CAREER GAME BESTS | HOME RUN INFORMATION

**HITS — 3** (4/25/21 vs. TEX) ... **HR — 1** (7x, last 7/17/32 vs. HOU) ... **RBI — 4** (6/27/21 vs. SEA)

**RUNS — 2** (2x; last 6/1/21 at CLE) ... **SB — 1** (7/1/21 vs. MIN) ... **HITTING STREAK — Six** games (9/14-24/19)

**GAME-ENDING HOME RUNS — NONE** ... **GRAND SLAMS — NONE** ... **MULTIHOMER GAMES — NONE**

**PINCH-HIT HOME RUNS — NONE** ... **INSIDE-THE-PARK HOME RUNS — NONE** ... **LEADOFF HOME RUNS — NONE**

## WILD CARD RECORD

YEAR	CLUB	AVG	G	AB	R	H	TB	2B	3B	HR	RBI	SH	SF	HB	BB	SO	SB	CS	OBP	SLG	OPS
2020	SOX vs. OAK	.000	1	1	0	0	0	0	0	0	0	0	0	0	0	1	0	0	.000	.000	.000

# 50 JIMMY CORDERO

**RIGHT-HANDED PITCHER | R-R | 6-4 | 240**

**Given Name:** Jimmy Gerald Cordero

**2022 Opening Day Age:** 30 (October 19, 1991)

**Birthplace:** San Cristóbal, D.R. | **Residence:** Reading, Pa.

**First Pro Contract:** Toronto Blue Jays, signed as a free agent, January 6, 2012

**Sox Acquisition:** Claimed off waivers from the Seattle Mariners, June 7, 2019

**Contract Status:** Signed through 2021

**MLB Service:** 2.136

**Instagram:** @j.cordero52 | **Twitter:** @jimmycordero52



## 2021 SEASON

● Missed the entire season after undergoing Tommy John surgery on his right elbow.

● Underwent successful surgery on 3/18 in a procedure performed by Dr. James Andrews in Florida.

● Was placed on 60-day injured list on 3/21.

## CAREER PITCHING RECORD

YEAR	CLUB	W-L	PCT	ERA	G	GS	CG	SHO	SV	IP	H	R	ER	HR	HB	BB-I	SO	WP	BK	AVG
2012	DSL BLue Jays	1-3	.250	5.60	7	3	0	0	0	17.2	13	14	11	3	1	11-0	18	3	0	.203
2013	GCL Blue Jays	4-2	.667	5.68	15	2	0	0	0	25.1	30	20	16	0	4	17-0	30	10	1	.280
	Bluefield	0-0	.000	0.00	1	0	0	0	0	1.0	0	0	0	0	1	1-0	1	0	1	.000
2014	Lansing	3-2	.600	3.06	25	0	0	0	0	32.1	36	17	11	2	4	20-1	34	14	2	.286
2015	Dunedin	0-1	.000	2.49	15	0	0	0	1	25.1	24	8	7	2	2	6-0	24	2	2	.250
	New Hampshire	0-1	.000	2.92	17	0	0	0	1	24.2	16	10	8	1	1	14-0	22	7	1	.182
	Reading	0-0	.000	2.12	13	0	0	0	0	17.0	11	5	4	1	1	4-0	18	3	1	.193
2016	GCL Phillies	0-0	.000	1.93	4	0	0	0	0	4.2	2	1	1	0	0	4-0	7	3	0	.125
	Clearwater	1-1	.500	5.63	6	0	0	0	1	8.0	8	5	5	1	0	3-0	5	5	1	.267
	Reading	1-1	.500	3.46	11	0	0	0	1	13.0	13	5	5	0	1	1-0	6	2	0	.265
	Lehigh Valley	0-1	.000	27.00	1	0	0	0	0	1.1	4	4	4	0	0	2-0	1	1	0	.500
2017	Harrisburg	2-6	.250	6.84	41	0	0	0	0	51.1	52	47	39	7	2	38-2	40	8	2	.264
2018	Syracuse	4-1	.800	1.96	41	0	0	0	6	46.0	43	16	10	0	2	22-2	53	5	0	.243
	WASHINGTON	1-2	.333	5.68	22	0	0	0	0	19.0	23	13	12	2	2	12-2	12	0	0	.288
2019	Fresno	0-1	.000	6.00	12	0	0	0	3	15.0	17	12	10	3	0	9-0	17	4	1	.274
	Buffalo	1-0	1.000	0.00	1	0	0	0	0	1.0	0	0	0	0	0	0-0	2	0	0	.000
	TORONTO	0-1	.000	6.75	1	0	0	0	0	1.1	2	1	1	1	0	0-0	0	0	0	.400
	Arkansas	0-0	.000	0.00	1	0	0	0	0	0.2	1	0	0	0	0	4-0	1	2	0	.333
	Charlotte	3-1	.750	0.51	13	0	0	0	4	17.2	14	1	1	0	1	2-0	14	2	2	.215
	WHITE SOX	1-0	1.000	2.75	30	0	0	0	0	36.0	24	11	11	3	3	11-0	31	1	0	.189
2020	WHITE SOX	1-2	.333	6.08	30	0	0	0	0	26.2	33	21	18	2	3	9-2	22	3	0	.300
2021										DID NOT PITCH DUE TO INJURY										
<b>MINOR TOTALS</b>		<b>20-21</b>	<b>.488</b>	<b>3.93</b>	<b>224</b>	<b>5</b>	<b>0</b>	<b>0</b>	<b>17</b>	<b>302.0</b>	<b>284</b>	<b>165</b>	<b>132</b>	<b>20</b>	<b>20</b>	<b>158-5</b>	<b>293</b>	<b>71</b>	<b>14</b>	<b>.247</b>
<b>A.L. TOTALS</b>		<b>2-3</b>	<b>.400</b>	<b>4.22</b>	<b>61</b>	<b>0</b>	<b>0</b>	<b>0</b>	<b>0</b>	<b>64.0</b>	<b>59</b>	<b>33</b>	<b>30</b>	<b>6</b>	<b>6</b>	<b>20-2</b>	<b>53</b>	<b>4</b>	<b>0</b>	<b>.244</b>
<b>N.L. TOTALS</b>		<b>1-2</b>	<b>.333</b>	<b>5.68</b>	<b>22</b>	<b>0</b>	<b>0</b>	<b>0</b>	<b>0</b>	<b>19.0</b>	<b>23</b>	<b>13</b>	<b>12</b>	<b>2</b>	<b>2</b>	<b>12-2</b>	<b>12</b>	<b>0</b>	<b>0</b>	<b>.288</b>
<b>SOX TOTALS</b>		<b>2-2</b>	<b>.500</b>	<b>4.16</b>	<b>60</b>	<b>0</b>	<b>0</b>	<b>0</b>	<b>0</b>	<b>62.2</b>	<b>57</b>	<b>32</b>	<b>29</b>	<b>5</b>	<b>6</b>	<b>20-2</b>	<b>53</b>	<b>4</b>	<b>0</b>	<b>.241</b>
<b>MLB TOTALS</b>		<b>3-5</b>	<b>.375</b>	<b>4.55</b>	<b>83</b>	<b>0</b>	<b>0</b>	<b>0</b>	<b>0</b>	<b>83.0</b>	<b>82</b>	<b>46</b>	<b>42</b>	<b>8</b>	<b>8</b>	<b>32-4</b>	<b>65</b>	<b>4</b>	<b>0</b>	<b>.255</b>

## CAREER TRANSACTIONS

- Signed by Toronto as a free agent (1/6/12).
- Traded by Toronto with RHP Alberto Tirado to Philadelphia in exchange for OF Ben Revere (7/31/15).
- Traded by Philadelphia to Washington in exchange for RHP Mario Sánchez (11/22/16).
- Claimed off waivers by Toronto from Washington (5/15/19).
- Claimed off waivers by Seattle from Toronto (5/27/19).
- Claimed off waivers by the White Sox from Seattle (6/7/19).
- On White Sox injured list due to Tommy John surgery on his right elbow (3/21/21-end of season).

## CAREER FIELDING RECORD

POSITION	PCT	G	GS	TC	PO	A	E	DP
Pitcher	.818	83	0	11	4	5	2	0

## CAREER GAME BESTS

**STRIKEOUTS** — 3 (5x, last 9/2/20 at MIN | 1.0 IP) ... **INNINGS PITCHED** — 2.2 (7/28/19 vs. MIN)  
**WINNING STREAK** — NONE ... **CONSECUTIVE SCORELESS IP** — 13.2 (9/4-29/19)

## WILD CARD RECORD

YEAR	CLUB	W-L	PCT	ERA	G	GS	CG	SHO	SV	IP	H	R	ER	HR	HB	BB-I	SO	WP	BK	AVG
2020	SOX vs. OAK	0-0	.000	0.00	2	0	0	0	0	3.2	1	0	0	0	0	1-0	2	0	0	.091

# 45 GARRETT CROCHET

LEFT-HANDED PITCHER | L-L | 6-6 | 230

**Given Name:** Garrett Nolan Crochet

**2022 Opening Day Age:** 22 (June 21, 1999)

**Birthplace and Residence:** Ocean Springs, Miss.

**Sox Acquisition:** Selected in the first round (11th overall), June 2020 First-Year Player Draft

**Contract Status:** Signed through 2021

**MLB Service:** 1.028

**Instagram:** @gcroch34 | **Twitter:** @GarrettCrochet



## 2021 SEASON

- Spent his first full season in the White Sox bullpen, appearing in 54 games ... recorded multiple strikeouts in 21 appearances.
- Posted a 2.82 ERA (17 ER/54.1 IP) ... along with Liam Hendriks (2.54 ERA) were the only two White Sox relievers with at least 50.0 IP to post a sub-3.00 ERA this season.
- **No-Fly Zone:** Allowed just two home runs over ... averaged 0.33 homers per 9.0 IP, the third-lowest mark among American League relievers in 2021.
- Posted a 1.98 ERA (6 ER/27.1 IP) over 27 games at Guaranteed Rate Field, compared to a 3.67 ERA (11 ER/27.0 IP) in 27 games on the road.
- Held left-handed hitters to a .171 (12-70) average ... allowed just two extra-base hits (two doubles) to lefties.
- Limited opponents to a .204 (19-93) average with runners on base, .226 (12-53) with RISP, .095 (2-21) with RISP/two outs and .200 (1-5) with the bases loaded.
- Made his first career Opening Day roster.
- Appeared in his first game on 4/3 at the Angels, retiring all seven batters faced with three strikeouts.
- Recorded his first career hold on 4/6 at Seattle (1.0 scoreless IP with two strikeouts).
- Suffered the loss in back-to-back appearances on 4/11 vs. Kansas City (one unearned run in 1.0 IP) and 4/13 vs. Cleveland (two unearned runs in 0.1 IP).
- Recorded a 13-game scoreless streak (15.0 IP) from 4/18-6/11 ... allowed just nine hits (eight singles) with 19 strikeouts and three holds during the 13-game stretch ... extended his scoreless IP streak to 16.0, tossing 1.0 scoreless IP before allowing a run in his second inning of work on 6/14 vs. Tampa Bay.

- His 16.0 scoreless IP was the longest by a White Sox reliever this season and tied with Carlos Rodón (4/5-20) for the longest by Sox pitcher.
- Worked a career-high 3.0 scoreless IP on 4/25 vs. Texas.
- Was on the 10-day injured list from 4/29 (retroactive to 4/26) through 5/7 with an upper back strain.
- Worked 0.2 scoreless IP and earned his first major-league win on 5/11 vs. Minnesota.
- Retired all six batters faced on 6/1 at Cleveland ... the 2.0 IP marked his longest appearance since 4/25 vs. Texas (3.0 IP).
- Suffered the loss in back-to-back appearances on 6/18 at Houston and 6/22 at Pittsburgh ... surrendered a walkoff single to the Astros' Yordan Alvarez in the ninth, and allowed four consecutive singles in the seventh against the Pirates.
- Allowed just one hit over five scoreless outings (4.1 IP) from 6/30-7/11 ... struck out eight batters while issuing just one walk during that span.
- Tossed 2.0 scoreless IP with a season-high four strikeouts on 8/11 at Minnesota ... struck out four batters again in his next appearance on 8/14 vs. New York-AL (1.2 scoreless IP).
- Recorded holds in back-to-back outings from 9/7-10.
- Made nine straight scoreless outings (7.1 IP) from 9/5-26.
- Posted a 1.86 ERA (2 ER/9.2 IP) and four holds over his last 12 appearances from 9/5-10/1.
- **Preseason Baseball America Rankings:** No. 4 prospect and possessing the Best Fastball and Best Slider in the Sox system; No. 74 over and No. 8 left-handed pitching prospect in baseball.
- **Preseason MLB.com Rankings:** No. 4 prospect in the White Sox organization; No. 56 overall and No. 6 left-handed pitching prospect in baseball.

## CAREER PITCHING RECORD

YEAR	CLUB	W-L	PCT	ERA	G	GS	CG	SHO	SV	IP	H	R	ER	HR	HB	BB-I	SO	WP	BK	AVG
2020	WHITE SOX	0-0	—	0.00	5	0	0	0	0	6.0	3	0	0	0	0	0-0	8	0	0	.143
2021	WHITE SOX	3-5	.375	2.82	54	0	0	0	0	54.1	42	22	17	2	1	27-2	65	4	0	.213
<b>MLB TOTALS</b>		<b>3-5</b>	<b>.375</b>	<b>2.54</b>	<b>59</b>	<b>0</b>	<b>0</b>	<b>0</b>	<b>0</b>	<b>60.1</b>	<b>45</b>	<b>22</b>	<b>17</b>	<b>2</b>	<b>1</b>	<b>27-2</b>	<b>73</b>	<b>4</b>	<b>0</b>	<b>.206</b>

## CAREER TRANSACTIONS

- Selected by the White Sox in the first round (11th overall) of the First-Year Player Draft (6/20).
- On the White Sox injured list with an upper back strain (4/29-5/7/21).

## CAREER FIELDING RECORD

POSITION	PCT	G	GS	TC	PO	A	E	DP
Pitcher	.500	59	0	6	0	3	3	0

## CAREER PITCHING BREAKDOWN

**Holds** — Career: 14; 2021: 14 | **Inherited Runners/Scored (Pct.)** — Career: 23/8 (34.8); 2021: 23/8 (34.8).  
**First Batter Efficiency** — Career: .259 (14-54); 2021: .265 (13-49); 2020: .200 (1-5).

## CAREER GAME BESTS

**STRIKEOUTS** — 4 (2x, last 8/14/21 vs. NYY) ... **INNINGS PITCHED** — 3.0 (4/25/21 vs. TEX)  
**WINNING STREAK** — 2 games (5/11-6/8/21) ... **CONSECUTIVE SCORELESS IP** — 16.0 (4/18-6/14/21)

## WILD CARD RECORD

YEAR	CLUB	W-L	PCT	ERA	G	GS	CG	SHO	SV	IP	H	R	ER	HR	HB	BB-I	SO	WP	BK	AVG
2020	SOX vs. OAK	0-0	.000	0.00	1	0	0	0	0	0.2	0	0	0	0	0	0-0	2	0	0	.000

# 15 ADAM ENGEL

**OUTFIELDER | R-R | 6-2 | 215**

**Given Name:** Adam Trevor Engel

**2022 Opening Day Age:** 30 (December 9, 1991)

**Birthplace:** Cincinnati, Ohio | **Residence:** Loveland, Ohio

**Sox Acquisition:** Selected in the 19th round, June 2013 First-Year Player Draft

**Contract Status:** Signed through 2021

**MLB Service:** 4.058

**Instagram:** @adamtengel | **Twitter:** @ManOfSteal\_10



## 2021 SEASON

- Appeared in just 39 games due to three separate stints on the injured list but hit a career-high seven home runs.
- Posted a .492 slugging percentage, with 16 of his 31 hits going for extra bases.
- Made 24 starts in center field, eight in right and two in left ... was successful on 7-8 stolen-base attempts.
- Batted .235/.333/.395 (19-81) with two home runs and seven RBI in the second half, compared to .286/.340/.690 (12-42) with five homers and 11 RBI before the break.
- **Home Away From Home:** Batted .310/.359/.592 (22-71) with four homers and 12 RBI in 21 road games.
- Opened the season on the 10-day injured list (retro to 3/29) with a strained right hamstring suffered on 3/20 vs. Cleveland during spring training.
- Appeared in seven rehab games with Class AAA Charlotte from 5/25-6/5, going 8-28 (.286) with two doubles, one home run, three RBI and four runs scored.
- Was reinstated from the IL on 6/6 and was the starting center fielder that afternoon vs. Detroit ... robbed Niko Goodrum of a home run with an over-the-wall catch in the fifth inning.

- Connected on a solo homer on 6/10 vs. Toronto, his first hit of the season ... hit a solo shot on 6/11 at Detroit, marking the third time in his career he homered in back-to-back games.
- Returned to the IL on 6/22 (retro to 6/20) with a strained right hamstring ... was reinstated on 7/7 and started in center field that night at Minnesota, going 2-4 with two doubles and two runs scored in the Sox 6-1 victory.
- Hit a three-run home run as part of a career-high, four RBI effort on 7/9 at Baltimore ... snapped a 4-4 tie with a game-winning, three-run homer in the 10th on 7/11 at the Orioles.
- Reached base safely on 8/6 at the Cubs, going 3-5 with a double, run scored and walk ... hit his final home run on 8/10 at Minnesota, a two-run shot off Griffin Jax.
- Was placed on the IL for the third time on 8/16 (retro to 8/13) with left shoulder inflammation ... appeared in eight games on his third rehab assignment with the Knights.
- Was reinstated from the injured list on 9/21 and went 1-4 with a double and run scored that night at Detroit ... collected a pair of hits on 9/23-2 at Cleveland.
- Went 2-4 with a double and run scored in the season finale on 10/3 vs. Detroit.

## CAREER BATTING RECORD

YEAR	CLUB	AVG	G	AB	R	H	TB	2B	3B	HR	RBI	SH	SF	HB	BB	SO	SB	CS	OBP	SLG	OPS
2013	Great Falls	.301	56	239	44	72	99	12	3	3	30	2	2	10	21	34	*31	8	.379	.414	.793
2014	AZL White Sox	.364	8	33	6	12	24	3	3	1	3	0	0	2	3	6	2	0	.447	.727	1.175
	Kannapolis	.261	74	307	54	80	126	14	7	6	30	0	0	5	29	86	28	11	.334	.410	.745
	Winston-Salem	.239	21	88	11	21	21	0	0	0	5	2	2	2	6	21	9	1	.296	.239	.535
2015	Winston-Salem	.251	136	529	*90	133	195	23	9	7	43	8	3	6	62	132	*65	11	.335	.369	.704
2016	Winston-Salem	.327	14	55	15	18	26	6	1	0	5	1	0	1	7	11	6	0	.413	.473	.885
	Birmingham	.255	74	306	56	78	126	18	9	4	25	5	0	7	39	70	31	9	.352	.412	.764
2017	Charlotte	.242	41	149	19	36	55	6	2	3	16	0	0	2	10	50	8	5	.298	.369	.667
	Charlotte	.218	46	165	2	36	76	12	2	8	19	3	1	4	19	51	4	3	.312	.461	.773
2018	WHITE SOX	.166	97	301	34	50	85	11	3	6	21	8	0	8	19	117	8	1	.235	.282	.517
	WHITE SOX	.235	134	429	49	101	144	17	4	6	29	7	1	8	18	129	16	8	.279	.336	.614
2019	WHITE SOX	.242	89	227	26	55	87	10	2	6	26	1	0	6	14	78	3	3	.304	.383	.687
	Charlotte	.270	64	248	43	67	115	13	4	9	29	0	0	7	22	62	13	3	.347	.464	.810
2020	WHITE SOX	.295	36	88	11	26	42	5	1	3	12	0	0	2	3	19	1	0	.333	.477	.811
2021	Charlotte	.222	15	54	7	12	20	2	0	2	5	0	1	2	3	16	5	0	.283	.370	.654
	WHITE SOX	.252	39	123	21	31	61	9	0	7	18	0	1	5	11	31	7	1	.336	.496	.832
<b>MINOR TOTALS</b>		<b>.260</b>	<b>549</b>	<b>2173</b>	<b>365</b>	<b>565</b>	<b>883</b>	<b>109</b>	<b>40</b>	<b>43</b>	<b>210</b>	<b>21</b>	<b>9</b>	<b>48</b>	<b>221</b>	<b>559</b>	<b>202</b>	<b>51</b>	<b>.340</b>	<b>.406</b>	<b>.747</b>
<b>MLB TOTALS</b>		<b>.225</b>	<b>404</b>	<b>1168</b>	<b>141</b>	<b>263</b>	<b>419</b>	<b>52</b>	<b>10</b>	<b>28</b>	<b>106</b>	<b>16</b>	<b>2</b>	<b>29</b>	<b>65</b>	<b>374</b>	<b>35</b>	<b>13</b>	<b>.282</b>	<b>.359</b>	<b>.641</b>

\*Led League

## CAREER TRANSACTIONS

- Selected by the White Sox in the 19th round of the First-Year Player Draft (6/13).
- On White Sox injured list (8/17-19/20).
- On White Sox injured list with a strained right hamstring (3/29-6/5/21); included injury rehab assignment at Class AAA Charlotte (5/25-6/5/21).
- On White Sox injured list with a strained right hamstring (6/20-7/6/21).
- On White Sox injured list with left shoulder inflammation (8/13-9/20/21); included injury rehab assignment at Class AAA Charlotte (9/7-20/21).

## CAREER FIELDING RECORD

POSITION	PCT	G	GS	TC	PO	A	E	DP	POSITION	PCT	G	GS	TC	PO	A	E	DP
Center Field	.986	350	307	855	830	13	12	3	Left Field	1.000	14	6	9	8	1	0	0
Right Field	.950	35	24	50	46	2	2	0									

**CAREER GAME BESTS | HOME RUN INFORMATION**

**HITS** — 4 (2x, last 5/23/18 vs. BAL) ... **HR** — 1 (28x, last 8/10/21 at MIN) ... **RBI** — 4 (7/9/21 at BAL)  
**RUNS** — 3 (5/23/18 vs. BAL) ... **SB** — 2 (2x, 8/6/21 at CUBS) ... **HITTING STREAK** — 5 games (2x, 6/10-17/21)  
**GAME-ENDING HOME RUNS** — NONE ... **GRAND SLAMS** — NONE ... **MULTIHOMER GAMES** — NONE  
**PINCH-HIT HOME RUNS** — NONE ... **INSIDE-THE-PARK HOME RUNS** — NONE ... **LEADOFF HOME RUNS** — NONE

**WILD CARD RECORD**

YEAR	CLUB	AVG	G	AB	R	H	TB	2B	3B	HR	RBI	SH	SF	HB	BB	SO	SB	CS	OBP	SLG	OPS
2020	SOX vs. OAK	.250	3	12	1	3	7	1	0	1	1	0	0	0	0	5	0	0	.250	.583	.833



WHITE SOX OVERVIEW

COACHING STAFF

PLAYERS & ROSTER

2021 SEASON REVIEW

POSTSEASON HISTORY

MINOR LEAGUES

MEDIA & MISC.

# 63 MATT FOSTER

**RIGHT-HANDED PITCHER | R-R | 6-0 | 215**

**Given Name:** Matthew James Foster

**2022 Opening Day Age:** 27 (January 27, 1995)

**Birthplace:** Opelika, Ala. | **Residence:** Nashville, Tenn.

**Sox Acquisition:** Selected in the 20th round, June 2016 First-Year Player Draft

**Contract Status:** Signed through 2021

**MLB Service:** 1.129

**Instagram:** @mattfoster32 | **Twitter:** @MattFoster\_14



## 2021 SEASON

- Split the season between the White Sox (six stints) and Class AAA Charlotte.
- Worked at least 1.0 IP in 27 appearances and a career-high matching 2.0 IP four times.
- Allowed 37.5 percent (9-24) of inherited runners to score ... first batters faced went 8-34 (.235).
- Made his first career Opening Day roster, and made his season debut on OD (4/1) at the Angels and retired his only batter faced.
- Surrendered a game-ending, three-run home run to the Angels' Jared Walsh in the ninth on 4/4 ... inherited the game-winning run from RHP José Ruiz.
- Suffered his first loss and blown save on 4/7 at Seattle after allowing five runs on five hits over 0.2 IP.
- Earned his first win on 4/18-2 at Boston ... surrendered one hit with two strikeouts in 1.2 scoreless IP.
- Recorded his first hold of 2021 despite allowing one run with one walk and two strikeouts in 0.2 hitless IP on 4/23 vs. Texas.
- Owned a seven-game scoreless streak from 4/30-5/16, allowing just five hits with zero walks and seven strikeouts in 6.1 IP.
- Owned a season-low 1.23 ERA (1 ER/7.1 IP) in eight May appearances ... struck out eight and issued just one walk.

- Matched his career high with 2.0 IP on 6/12 at Detroit.
- Retired the final two hitters in the 10th and stranded the tying runs on base for his first career save on 7/11 at Baltimore.
- Was optioned to Class AAA Charlotte on 7/16.
- Was recalled on 7/19 as the 27th player for a doubleheader vs. Minnesota ... allowed one run in 2.0 IP in the nightcap and was returned to Charlotte postgame.
- Was recalled from the Knights a second time on 8/3 and optioned back on 8/6.
- Was recalled on 8/11 to replace Carlos Rodón on the roster ... appeared in three games before being optioned on 8/16.
- Was recalled on 9/1 and optioned on 9/6 ... remained with the club in Oakland as part of the taxi squad.
- Served as the 29th player for the doubleheader on 9/23 at Cleveland ... allowed two runs in 1.1 IP in Game 2 and was returned to Charlotte postgame.
- Was recalled a final time on 9/26 to replace Brian Goodwin on the active roster.
- Made 14 relief appearances with the Knights and recorded a 4.30 ERA (7 ER/14.2 IP) with 23 strikeouts.
- Worked at least 1.0 IP in 13 of his 14 outings.

## CAREER PITCHING RECORD

YEAR	CLUB	W-L	PCT	ERA	G	GS	CG	SHO	SV	IP	H	R	ER	HR	HB	BB-I	SO	WP	BK	AVG
2016	AZL White Sox	0-0	.000	0.98	14	0	0	0	5	18.1	11	5	2	0	1	4-0	26	1	0	.169
	Great Falls	0-0	.000	0.00	8	0	0	0	6	11.1	1	0	0	0	0	3-0	15	0	0	.029
2017	Winston-Salem	0-2	.000	0.68	10	0	0	0	1	13.1	8	3	1	0	0	3-0	14	1	0	.174
	Kannapolis	0-0	.000	1.88	12	0	0	0	6	14.1	8	3	3	1	0	2-0	19	0	0	.163
2018	Winston-Salem	2-1	.667	2.57	21	0	0	0	7	28.0	25	10	8	1	0	7-1	40	2	0	.227
	Birmingham	0-4	.000	3.94	24	0	0	0	1	32.0	33	19	14	3	0	13-0	30	0	0	.239
2019	Birmingham	0-0	.000	0.00	6	0	0	0	1	9.2	3	0	0	0	0	2-0	12	1	0	.097
	Charlotte	4-1	.800	3.76	37	0	0	0	4	55.0	46	23	23	9	1	19-0	62	2	1	.229
2020	WHITE SOX	6-1	.857	2.20	23	2	0	0	0	28.2	16	8	7	2	0	9-0	31	0	0	.162
2021	WHITE SOX	2-1	.667	6.00	37	0	0	0	1	39.0	43	27	26	9	2	13-0	40	1	1	.274
	Charlotte	0-2	.000	4.30	14	0	0	0	0	14.2	14	7	7	2	0	2-0	23	2	0	.241
<b>MINOR TOTALS</b>		<b>6-10</b>	<b>.375</b>	<b>2.65</b>	<b>155</b>	<b>0</b>	<b>0</b>	<b>0</b>	<b>31</b>	<b>196.2</b>	<b>149</b>	<b>70</b>	<b>58</b>	<b>16</b>	<b>2</b>	<b>55-1</b>	<b>241</b>	<b>9</b>	<b>1</b>	<b>.210</b>
<b>MLB TOTALS</b>		<b>8-2</b>	<b>.800</b>	<b>4.39</b>	<b>60</b>	<b>2</b>	<b>0</b>	<b>0</b>	<b>1</b>	<b>67.2</b>	<b>59</b>	<b>35</b>	<b>33</b>	<b>11</b>	<b>2</b>	<b>22-0</b>	<b>71</b>	<b>1</b>	<b>1</b>	<b>.230</b>

## CAREER TRANSACTIONS

— Selected by the White Sox in the 20th round of First-Year Player Draft (6/16).

## CAREER PITCHING BREAKDOWN

**Save Pct. — Career:** 1-3 (33.3); **2021:** 1-2 (50.0); **2020:** 0-1 (0.0).

**Holds — Career:** 4; **2021:** 2; **2020:** 2.

**Inherited Runners/Scored — Career:** 33/13 (39.4); **2021:** 28/11 (39.2); **2020:** 5/2 (40.0).

**First Batter Efficiency — Career:** .222 (12-54); **2021:** .235 (8-34); **2020:** .200 (4-20).

## CAREER GAME BESTS AS RELIEVER

**STRIKEOUTS —** 4 (8/11/20 at DET, 2.0 IP) ... **INNINGS PITCHED —** 2.0 (9x, last 8/4/21 vs. K.C.)

**WINNING STREAK —** Five games (8/1-9/19/20) ... **CONSECUTIVE SCORELESS IP —** 14.1 (8/1-23/20)

## WILD CARD RECORD

YEAR	CLUB	W-L	PCT	ERA	G	GS	CG	SHO	SV	IP	H	R	ER	HR	HB	BB-I	SO	WP	BK	AVG
2020	SOX vs. OAK	0-0	.000	0.00	1	0	0	0	0	0.1	0	0	0	0	0	2-0	0	0	0	.000

# 57 JACE FRY

LEFT-HANDED PITCHER | L-L | 6-1 | 220

**Given Name:** Jace Hayden Fry

**2022 Opening Day Age:** 28 (July 9, 1993)

**Birthplace:** Portland, Ore. | **Residence:** Vancouver, Wash.

**Sox Acquisition:** Selected in the third round, June 2014 First-Year Player Draft

**Contract Status:** Signed through 2021

**MLB Service:** 3.118

**Instagram:** @face\_jry | **Twitter:** @JaceFry



WHITE SOX OVERVIEW

COACHING STAFF

PLAYERS & ROSTER

2021 SEASON REVIEW

POSTSEASON HISTORY

MINOR LEAGUES

MEDIA & MISC.

## 2021 SEASON

- Spent the majority of the season at Class AAA Charlotte, appearing in just six games over three stints with the White Sox.
- Underwent a microdiscectomy on 1/7 in Los Angeles in a procedure performed by Dr. Robert Watkins Jr.
- Opened the season on the 10-day injured list (retroactive to 3/29) while recovering from an offseason microdiscectomy.
- Was transferred to the 60-day IL on 4/8.
- Was sent on an injury rehab assignment to Charlotte on 5/27 and went 0-0 with a 2.08 ERA (3 ER/13.0 IP), 19 strikeouts and a .119 opponents average (5-42) over 12 relief appearances.
- Was returned from his rehab assignment, reinstated from the injured list and optioned to Charlotte on 6/26.
- Was recalled from the Knights on 6/30.
- Made his season debut on 7/3 at Detroit and allowed three runs on two hits with three walks and two strikeouts in 1.1 IP.
- Was optioned to Charlotte on 7/16 and recalled back to the White Sox on 9/14.
- Tossed 1.0 scoreless IP on 9/14 vs. Los Angeles-AL and 9/17 at Texas.
- Allowed three runs over 1.2 IP in his last appearance with Chicago ... was optioned back to Charlotte on 9/21.
- Made 34 appearances with the Knights this season, posting a 2.93 ERA (13 ER/40.0 IP) ... held right-handed batters to a .129 (13-101) average.
- Made his 12th career start on 8/13 at Jacksonville ... started a game for the first time since 9/26/18 when he served as an opener for the White Sox vs. Cleveland.

## CAREER PITCHING RECORD

YEAR	CLUB	W-L	PCT	ERA	G	GS	CG	SHO	SV	IP	H	R	ER	HR	HB	BB-I	SO	WP	BK	AVG
2014	Great Falls	1-0	1.000	2.79	7	0	0	0	0	9.1	7	3	3	0	0	3-0	10	0	0	.206
2015	Winston-Salem	1-8	.111	3.63	10	10	0	0	0	52.0	60	26	21	1	0	17-0	39	3	0	.276
2016	DID NOT PITCH DUE TO INJURY																			
2017	Birmingham	2-1	.667	2.78	33	0	0	0	3	45.1	36	14	14	1	1	24-2	52	8	0	.217
	WHITE SOX	0-0	.000	10.80	11	0	0	0	0	6.2	12	8	8	1	0	5-1	3	3	0	.387
2018	Charlotte	0-0	.000	1.35	5	0	0	0	0	6.2	3	1	1	1	0	0-0	11	1	0	.125
	WHITE SOX	2-3	.400	4.38	59	1	0	0	4	51.1	37	28	25	4	1	20-0	70	5	0	.194
2019	WHITE SOX	3-4	.429	4.75	68	0	0	0	0	55.0	44	33	29	7	3	43-3	68	4	0	.218
2020	WHITE SOX	0-1	.000	3.66	18	0	0	0	0	19.2	16	8	8	3	0	12-2	24	1	0	.225
2021	WHITE SOX	0-1	.000	10.80	6	0	0	0	0	6.2	10	8	8	1	1	6-0	3	2	0	.417
	Charlotte	1-4	.200	2.93	34	1	0	0	2	40.0	22	19	13	3	4	20-0	60	7	0	.158
<b>MINOR TOTALS</b>		<b>5-13</b>	<b>.278</b>	<b>3.05</b>	<b>89</b>	<b>11</b>	<b>0</b>	<b>0</b>	<b>5</b>	<b>153.2</b>	<b>128</b>	<b>63</b>	<b>52</b>	<b>6</b>	<b>5</b>	<b>64-2</b>	<b>172</b>	<b>19</b>	<b>0</b>	<b>.224</b>
<b>MLB TOTALS</b>		<b>5-9</b>	<b>.357</b>	<b>5.04</b>	<b>162</b>	<b>1</b>	<b>0</b>	<b>0</b>	<b>4</b>	<b>139.1</b>	<b>119</b>	<b>86</b>	<b>78</b>	<b>16</b>	<b>5</b>	<b>86-6</b>	<b>168</b>	<b>15</b>	<b>0</b>	<b>.229</b>

## CAREER TRANSACTIONS

- Selected by the White Sox in the third round of the First-Year Player Draft (6/14).
- On White Sox injured list with left shoulder soreness (6/8-17/19).
- On White Sox Paternity List (8/23-24/19).
- On the White Sox injured list with back spasms (9/3-15/20).
- On the White Sox injured list to continue recovery from a microdiscectomy (3/29-6/26/21); transferred to 60-day injured list (4/8/21).

## CAREER RELIEF BREAKDOWN

**Save Pct.** — Career: 57.1 (4-7); 2019: 0.0 (0-2); 2018: 80.0 (4-5).  
**Holds** — Career: 30; 2020: 2; 2019: 12; 2018: 16.  
**Inherited Runners/Scored** — Career: 86/21 (24.4); 2021: 1/1 (100.0); 2020: 6/2 (33.3); 2019: 39/9 (23.1); 2018: 37/9 (24.3); 2017: 3/0 (0.0).  
**First Batter Efficiency** — Career: .281 (38-135); 2021: .600 (3-5); 2020: .353 (6-17); 2019: .208 (11-53); 2018: .260 (13-50); 2017: .500 (5-10).

## CAREER FIELDING RECORD

POSITION	PCT	G	GS	TC	PO	A	E	DP
Pitcher	.944	162	1	18	4	13	1	3

## CAREER GAME BESTS

**STRIKEOUTS** — 4 (3x, last on 9/15/20 vs. MIN | 1.1 IP) ... **INNINGS PITCHED** — 2.1 (9/27/20 vs. CUBS)  
**WINNING STREAK** — Two games (2x, last 7/20-9/18/19) ... **CONSECUTIVE SCORELESS IP** — 13.1 (9/26/17-5/25/18)

# 28 LEURY GARCÍA

INFIELDER/OUTFIELDER | S-R | 5-8 | 190

**Given Name:** Leury (lay-OO-ree) García

**2022 Opening Day Age:** 31 (March 18, 1991)

**Birthplace and Residence:** Santiago, Dominican Republic

**First Pro Contract:** Texas Rangers, signed as a free agent, December 5, 2007

**Sox Acquisition:** Acquired from Texas Rangers as the player to be named later in exchange for OF Alex Ríos and cash considerations, August 11, 2013

**Contract Status:** Signed through 2021

**MLB Service:** 7.025

**Instagram:** @leurygarcia18 | **Twitter:** @leurygarcia1



## 2021 SEASON

- Appeared at six different positions over 126 games in his ninth season with the White Sox ... is the club's longest-tenured player.
- Batted .282/.319/.379 (35-124) with one homer vs. left-handers and .261/.342/.375 (76-291) with four homers vs. righties.
- Went 34-112 (.304) with 47 RBI with RISP ... hit a season-high .360 (31-86) with 11 RBI in 23 September games.
- Had at least four plate appearances in every spot in the lineup except cleanup, including 46 games as the eighth hitter.
- **Defensive Dynamo:** Appeared in 36 games (33 starts) at second base, 34 (28) in right field, 26 (22) in center, 26 (eight) in left, 19 (18) at shortstop and 11 (eight) at third ... committed just six errors in 294 total chances across the six positions.
- Was the White Sox starting left fielder on Opening Day at the Angels, his third consecutive OD start (three different positions).
- Started at second base on 4/3 at the Angels and appeared in three consecutive starts at shortstop from 4/4-6 (Tim Anderson was placed on the injured list on 4/7; retroactive to 4/5).
- Recorded three multiRBI efforts in a four-game span from 4/29-2-5/1 (eight RBI total).
- Drove in a combined five runs in a doubleheader sweep on 4/29 vs. Detroit ... snapped a 1-1 tie with a two RBI single in the opener and added three RBI in the nightcap.

- Snapped a 1-1 tie with a game-winning, RBI single in the fifth on 5/19 at Minnesota.
- Connected on his first home run of 2021 on 6/23 at Pittsburgh.
- Fell a double shy of the cycle on 7/7 at Minnesota ... went 3-4 with a double, homer three RBI and two runs scored.
- Was placed on the seven-day concussion list (retroactive to 8/13) on 8/15 and transferred to the 10-day IL on 8/22 ... entered the "Field of Dreams" Game in Dyersville, Iowa on 8/12 as a defensive replacement and collided with the left-field wall on Giancarlo Stanton's homer in the ninth.
- Was reinstated from the IL on 8/24 and started at second base that night at Toronto ... recorded three straight multihit efforts from 8/24-26 at the Blue Jays.
- Slashed .339/.380/.483 (40-118) with nine doubles, one triple, two homers, 14 RBI, 18 runs scored and an .863 OPS in 32 games from 8/24 through the end of the season ... recorded 14 multihit efforts and reached base safely in 16 contests ... his .339 average ranked fifth in the American League during that span.
- Homered in back-to-back games from 9/11-12 vs. Boston, including his first career game-ending home run in the ninth on 9/12 ... his walkoff homer came with two outs on an 0-2 count.
- Hit safely in 10 of his final 13 contests from 9/19-10/3, including six multihit efforts ... recorded multihit efforts four times in a span of five games from 9/23-27.

## CAREER BATTING RECORD

YEAR	CLUB	AVG	G	AB	R	H	TB	2B	3B	HR	RBI	SH	SF	HB	BB	SO	SB	CS	OBP	SLG	OPS
2008	AZL Rangers	.209	41	129	17	27	36	3	3	0	14	4	3	0	8	40	12	3	.250	.279	.529
2009	Hickory	.232	83	276	28	64	79	6	3	1	18	9	1	4	18	64	19	6	.288	.286	.574
2010	AZL Rangers	.500	6	18	5	9	11	2	0	0	2	0	0	0	4	4	4	2	.591	.611	1.202
	Hickory	.262	89	359	57	94	116	5	4	3	22	8	1	1	23	57	47	9	.307	.323	.630
2011	Myrtle Beach	.256	109	442	65	113	151	19	5	3	38	8	0	4	28	100	30	12	.306	.342	.648
2012	Fresno	.292	100	377	55	110	150	12	11	2	30	9	3	5	22	79	31	7	.337	.398	.735
2013	TEXAS	.192	25	52	8	10	12	0	1	0	1	2	0	0	3	16	1	0	.236	.231	.467
	Round Rock	.264	47	193	31	51	79	8	4	4	19	1	0	0	14	53	12	4	.314	.409	.723
	Charlotte	.267	8	30	3	8	9	1	0	0	1	0	0	1	1	8	3	0	.313	.300	.613
	WHITE SOX	.204	20	49	2	10	11	1	0	0	1	0	1	0	4	18	6	2	.259	.224	.484
2014	WHITE SOX	.166	73	145	13	24	30	3	0	1	6	4	1	0	5	48	11	1	.192	.207	.399
2015	Charlotte	.298	90	349	57	104	138	19	3	3	31	9	3	4	20	66	30	12	.340	.395	.735
	WHITE SOX	.214	17	14	0	3	3	0	0	0	1	0	0	0	1	7	1	0	.267	.214	.481
2016	Charlotte	.313	84	310	45	97	132	9	4	6	35	4	1	3	24	64	18	8	.367	.426	.793
	WHITE SOX	.229	18	48	6	11	17	1	1	1	5	0	0	1	1	13	2	1	.260	.354	.614
2017	WHITE SOX	.270	87	300	41	81	127	15	2	9	33	3	2	8	13	69	8	5	.316	.423	.739
	Charlotte	.000	1	4	0	0	0	0	0	0	0	0	0	0	0	1	0	0	.000	.000	.000
	AZL White Sox	.444	2	9	2	4	10	0	0	2	6	0	0	0	1	1	0	1	.455	1.111	1.566
2018	WHITE SOX	.271	82	258	23	70	97	7	4	4	32	4	1	3	9	69	12	1	.303	.376	.679
	Charlotte	.429	4	14	4	6	9	3	0	0	3	0	0	0	1	3	0	0	.467	.643	1.110
2019	WHITE SOX	.279	140	577	93	161	218	27	3	8	40	11	3	6	21	139	15	5	.310	.378	.688
2020	WHITE SOX	.271	16	59	6	16	26	1	0	3	8	0	0	0	4	9	0	0	.317	.441	.758
2021	WHITE SOX	.267	126	415	60	111	156	22	4	5	54	9	5	4	41	97	6	2	.335	.376	.711
<b>MINOR TOTALS</b>		<b>.274</b>	<b>664</b>	<b>2510</b>	<b>369</b>	<b>687</b>	<b>920</b>	<b>87</b>	<b>37</b>	<b>24</b>	<b>219</b>	<b>52</b>	<b>12</b>	<b>22</b>	<b>164</b>	<b>540</b>	<b>206</b>	<b>64</b>	<b>.322</b>	<b>.367</b>	<b>.689</b>
<b>SOX TOTALS</b>		<b>.261</b>	<b>579</b>	<b>1865</b>	<b>244</b>	<b>487</b>	<b>685</b>	<b>77</b>	<b>14</b>	<b>31</b>	<b>180</b>	<b>31</b>	<b>13</b>	<b>22</b>	<b>99</b>	<b>469</b>	<b>61</b>	<b>17</b>	<b>.304</b>	<b>.367</b>	<b>.671</b>
<b>MLB TOTALS</b>		<b>.259</b>	<b>604</b>	<b>1917</b>	<b>252</b>	<b>497</b>	<b>697</b>	<b>77</b>	<b>15</b>	<b>31</b>	<b>181</b>	<b>33</b>	<b>13</b>	<b>22</b>	<b>102</b>	<b>485</b>	<b>62</b>	<b>17</b>	<b>.302</b>	<b>.364</b>	<b>.666</b>



**CAREER TRANSACTIONS**

- Signed by Texas as a free agent (12/5/07).
- Sent to the White Sox by Texas as the player to be named later (8/11/13) in exchange for OF Alex Ríos and cash considerations (8/9/13).
- On White Sox injured list with a sprained finger on his left hand (6/16-7/30/17); included rehab assignment to the Arizona Rookie League White Sox and Class AAA Charlotte (7/26-30/17).
- On White Sox injured list with a sprained right thumb (9/2/17-remainder of the season).
- On White Sox injured list with a left knee sprain (5/24-6/21/18); included rehab assignment to Class AAA Charlotte (6/16-21/18).
- On White Sox injured list with a strained left hamstring (8/6-16/18).
- On White Sox injured list with a strained left hamstring (8/21-9/21/18).
- On White Sox injured list with a torn ligament in his left thumb (8/11/20-end of season); transferred to 45-day injured list (8/15/20).
- On White Sox seven-day concussion list (8/13-23/21).

**CAREER FIELDING RECORD**

POSITION	PCT	G	GS	TC	PO	A	E	DP	POSITION	PCT	G	GS	TC	PO	A	E	DP
Center Field	.981	223	187	416	389	19	8	0	Second Base	.975	90	72	317	120	189	8	48
Third Base	.969	34	23	64	18	44	2	3	Shortstop	.968	74	55	219	59	153	7	34
Left Field	.960	118	69	150	139	5	6	2	Right Field	.978	107	75	136	126	7	3	0
Pitcher	—	2	0	0	0	0	0	0									

**CAREER GAME BESTS | HOME RUN INFORMATION**

**HITS** — 4 (4x, last 8/1/20 at K.C.) ... **HR** — 2 (2x, last 7/25/20 vs. MIN) ... **RBI** — 4 (3x, last 7/25/20 vs. MIN)  
**RUNS** — 4 (5/12/13 at HOU) ... **SB** — 2 (7x, last 8/10/19 vs. OAK) ... **HITTING STREAK** — 10 games (9/13-28/19)  
**GAME-ENDING HOMERS** — 1 (9/12/21 vs. BOS) ... **GS** — 1 (8/4/19 at PHI) ... **MULTIHOMER GAMES** — 2 (7/25/20 vs. MIN)  
**PINCH-HIT HOMERS** — NONE ... **INSIDE-THE-PARK HOMERS** — NONE ... **LEADOFF HR** — 4 (last, 9/25/19 vs. CLE)

**WORLD BASEBALL CLASSIC RECORD**

YEAR	CLUB	AVG	G	AB	R	H	TB	2B	3B	HR	RBI	SH	SF	HB	BB	SO	SB	CS	OBP	SLG	OPS
2013	Dominican Republic	.000	1	1	0	0	0	0	0	0	0	0	0	0	0	1	0	0	.000	.000	.000

**WILD CARD RECORD**

YEAR	CLUB	AVG	G	AB	R	H	TB	2B	3B	HR	RBI	SH	SF	HB	BB	SO	SB	CS	OBP	SLG	OPS
2020	SOX vs. OAK	.000	2	6	0	0	0	0	0	0	0	0	0	0	0	3	0	0	.000	.000	.000

WHITE SOX OVERVIEW

COACHING STAFF

PLAYERS & ROSTER

2021 SEASON REVIEW

POSTSEASON HISTORY

MINOR LEAGUES

MEDIA & MISC.



# 27 LUCAS GIOLITO

RIGHT-HANDED PITCHER | R-R | 6-6 | 245

**Given Name:** Lucas Frost Giolito

**2022 Opening Day Age:** 27 (July 14, 1994)

**Birthplace:** Santa Monica, Calif. | **Residence:** Davis, Calif.

**First Pro Contract:** Washington Nationals, selected in the first round (16th overall), June 2012 First-Year Player Draft

**Sox Acquisition:** Acquired from Washington with RHPs Reynaldo López and Dane Dunning in exchange for OF Adam Eaton, December 7, 2016

**Contract Status:** Signed through 2021

**MLB Service:** 4.080

**Instagram:** @lgio27 | **Twitter:** @LGio27



## 2021 SEASON

- **American League Leaders:** *Opp. Average* (3rd, .219); *Opp. OBP* (3rd, .277); *Hits/9.0 IP* (3rd, 7.30); *WHIP* (4th, 1.10); *SO/9.0 IP* (5th, 10.13); *ERA* (6th, 3.53); *SO* (6th, 201); *SO/BB* (6th, 3.87); *Opp. SLG* (6th, .394); *Opp. OPS* (7th, .671); *Starts* (T8th, 31); *IP* (9th, 178.2); *BB/9.0 IP* (10th, 2.62)
- Established a career high with 178.2 IP and struck out 200-plus for the second time in three full seasons ... his 10.13 strikeouts per 9.0 IP are the sixth-highest in team history and second on the club in 2021 (Dylan Cease, club record 12.28 mark).
- **Strikeout 200:** Became the sixth Sox pitcher to record multiple 200-plus strikeout seasons, and the fourth RHP (last Javier Vázquez) ... along with Cease (226), became the second set of Sox teammates to each record 200-plus strikeouts, joining Tom Bradley (206) and Wilbur Wood (210) in 1971.
- **Swing and Miss Stuff:** Recorded 483 swing & misses this season, the fourth-most in baseball ... 260 of his swing and misses came inside the strike zone (223 outside the zone).
- **Double Vision:** Passed Billy Pierce (11) and Alex Fernández (12) on the White Sox all-time double-digit strikeout game list ... recorded three 10-plus strikeout performances in 2021, tying Javier Vázquez with 13 on the Sox all-time list.
- **Road Warrior:** Went 7-3 with a 3.25 ERA (33 ER/91.1 IP), 103 strikeouts and .225 (76-338) opponents average in 16 starts on the road ... his 3.25 road ERA was the third-lowest in the AL ... allowed three runs or fewer in 13 of his 16 starts away from Guaranteed Rate Field ... is just the third White Sox starter to allow two runs or less in 13-plus road starts in a season, joining Tommy John (15 in 1969) and Ed Walsh (13 in 1908).
- Held right-handed hitters to a .217 (76-350) average and lefties to a .221 (69-312) mark ... opponents hit under .220 with runners on base (.218), RISP (.219) and RISP/two outs (.140).
- Matched his career high with 27 home runs allowed (also 2018) ... his 27 homers allowed were tied for the 10th-most in the AL and his 1.36 HR/9.0 IP were the fifth-highest.
- Struck out eight-plus in each of his first three starts, joining Rich "Goose" Gossage (4/13-5/5/76) as the only White Sox to strike out eight-plus in each of their first three outings of a season (NBCSCH/Stathead).
- Made his second straight OD start on 4/1 at the Angels ... was the first Sox to make consecutive OD starts since LHP Chris Sale (2013-14), and the first RHP since Jaime Navarro (1997-98).
- **Opening Act:** Suffered the OD loss after allowing two runs on two hits with two walks and eight strikeouts in 5.1 IP ... retired the first 11 Angels before issuing two walks in the fourth ... also surrendered a solo homer to Max Stassi in the fifth ... became the first White Sox to strike out the side in the club's opening frame of the season (Elias) ... his eight strikeouts tied for the fifth-most in franchise history on OD, and became the 10th White Sox to record eight-plus strikeouts on OD.

## GIOLITO AMONG AL LEADERS IN 2021

Category	Rank	No.
Opp. AVG	3rd	.219
Opp. OBP	3rd	.277
Hits/9.0 IP	3rd	7.30
WHIP	4th	1.10
SO/9.0 IP	5th	10.13
ERA	6th	3.53
Strikeouts	6th	201
SO/BB	6th	3.87
Opp. SLG	6th	.394
Opp. OPS	7th	.671
Starts	T8th	31
Innings Pitched	9th	178.2
BB/9.0 IP	10th	2.62

## GIOLITO AMONG AL LEADERS SINCE 2019

Category	Rank	No.
Complete Games	1st	5
Shutouts	1st	3
Opp. AVG	2nd	.207
Strikeouts	2nd	526
SO/9.0 IP	3rd	11.07
Opp. OPS	3rd	.645
Opp. OBP	4th	.274
WHIP	4th	1.08
Opp. SLG	5th	.372
Quality Starts	5th	40
ERA	5th	3.47
Wins	7th	29
Pitching WAR	8th	4.4

- Earned his first win of the season on 4/6 at Seattle after allowing three runs on four hits with 10 strikeouts over 5.1 IP ... marked his sixth career game with 10-plus strikeouts, tying Billy Pierce for the sixth-most in franchise history ... also reached the 200-strikeout mark with the White Sox.
- Matched up against 2020 Cy Young Award winner Shane Bieber for the third time in his career on 4/13 vs. Cleveland ... received a ND despite allowing just three hits (two singles) with two walks and eight strikeouts over 7.0 scoreless IP ... marked his first quality start of the season ... Chicago lost, 2-0, in 10.
- Recorded a three-game losing streak with an 8.31 ERA (12 ER/13.0 IP), 15 strikeouts and five homers allowed from 4/19-5/2.
- Worked just 1.0 IP in a loss on 4/19 at Boston, the shortest start of his career ... allowed eight runs (seven earned) on eight hits, including two homers, with two walks and zero strikeouts ... marked the shortest outing by a Sox starter since Reynaldo López (0.2 IP) on 7/25/20 vs. Minnesota.
- Snapped his losing streak on 5/9 at Kansas City after allowing just one run on four hits over 5.0 IP.
- Struck out 11 and surrendered just one run on two hits (single and homer to Nelson Cruz) in 8.0 IP in a win on 5/19 at Minnesota ... marked his 12th career outing with double-digit strikeouts.
- Won his third consecutive start on 5/30 vs. Baltimore after allowing just one run on three hits with a season-high 12 strikeouts over 7.0 IP.
- Was ejected in the eighth while in the dugout by home plate umpire Will Little for arguing balls and strikes on 6/3 vs. Detroit (second career ejection).
- Capped his first half with a win on 7/10 at Baltimore ... allowed two runs on six hits with nine strikeouts in 5.1 IP.
- **Dominating the Second Half:** Went 4-3 with a 2.65 ERA (22 ER/74.2 IP), 76 strikeouts and .205 (56-273) in 13 starts following the All-Star Break ... his 2.65 ERA was the fourth-lowest among AL starters with at least 10 starts in the second half.

- Recorded his fifth career complete game on 7/17 vs. Houston, allowing just one run on three hits with no walks and eight strikeouts in the 10-1 victory ... held the Astros to one hit over the first seven innings, retiring 23 of the first 24 batters faced ... allowed a two-out, solo home run to Abraham Toro in the eighth.
- Went 3-1 with a 2.36 ERA (13 ER/49.2 IP), 56 strikeouts and .192 (35-182) opponents average over his last nine starts of the season ... allowed three runs or fewer in each of those contests.
- Earned his ninth win of the season on 8/9 at Minnesota after allowing just one run on two hits with no walks and eight strikeouts over 8.0 IP ... held the Twins hitless over the first four innings and scoreless over the first seven.
- Faced the Yankees, Rays and Blue Jays in three consecutive starts from 8/15-25, going 0-1 with a 2.65 ERA (5 ER/17.0 IP), 22 strikeouts and a .215 (14-65) opponents average ... allowed two runs or fewer in each of those contests.
- Left his start on 8/31 vs. Pittsburgh in the fifth inning with left hamstring tightness ... was placed on the 10-day injured on 9/3 (retro to 9/1) with a left hamstring strain.
- Was reinstated from the IL on 9/14 and started that night vs. the Angels (ND; 3 ER/4.0 IP) ... earned his 10th win of the season on 9/19 at Texas (1 ER/5.1 IP) ... marked his third career season with double-digit wins (10 in 2018 and 14 in 2019).
- Threw 6.0 scoreless IP to earn his 11th victory of the season on 9/26 at Cleveland, marking his 15th quality start of the season.

MOST 200+ SO SEASONS BY A SOX PITCHER		MOST 10+ STRIKEOUT PERFORMANCES IN WHITE SOX HISTORY	
Pitcher	Seasons	Pitcher	Games
Ed Walsh	5	Chris Sale	35
Chris Sale	4	Ed Walsh	17
<b>Lucas Giolito</b>	<b>2</b>	Juan Pizarro	15
Javier Vázquez	2	<b>Lucas Giolito</b>	<b>13</b>
Tom Bradley	2	Javier Vázquez	13
Gary Peters	2	Carlos Rodón	12
		Alex Fernandez	12

**CAREER HIGHLIGHTS**

- Threw the 19th no-hitter in White Sox history on 8/25/20 vs. Pittsburgh, walking one with 13 strikeouts.
- Has finished seventh in the American League Cy Young Award voting in each of the last two seasons (2019-20), going 18-12 with a 3.43 ERA (95 ER/249.0 IP), 325 strikeouts and a .199 (178-895) opponents average in 41 starts during that span.
- In 2019, was a finalist for a Rawlings<sup>®</sup> Gold Glove and Comeback Player of the Year Awards and was selected to the his first AL All-Star Team.
- Won AL Pitcher of the Month honors in May 2019 and AL Player of Week for 8/24-30/20 and 5/27-6/2/19.

CAREER PITCHING RECORD																				
YEAR	CLUB	W-L	PCT	ERA	G	GS	CG	SHO	SV	IP	H	R	ER	HR	HB	BB-I	SO	WP	BK	AVG
2012	GCL Nationals	0-0	.000	4.50	1	1	0	0	0	2.0	2	1	1	0	0	0-0	1	0	0	.286
2013	GCL Nationals	1-1	.500	2.78	8	8	0	0	0	22.2	19	8	7	0	0	10-0	25	4	0	.232
	Auburn	1-0	1.000	0.64	3	3	0	0	0	14.0	9	1	1	1	2	4-0	14	1	0	.191
2014	Hagerstown	10-2	.833	2.20	20	20	0	0	0	98.0	70	28	24	7	1	28-0	110	1	0	.197
2015	Potomac	3-5	.375	2.71	13	11	0	0	0	69.2	65	24	21	1	3	20-0	86	7	1	.244
	Harrisburg	4-2	.667	3.80	8	8	0	0	0	47.1	48	21	20	2	3	17-0	45	2	0	.265
2016	Harrisburg	5-3	.625	3.17	14	14	0	0	0	71.0	67	37	25	2	4	34-0	72	2	0	.247
	Hagerstown	0-0	.000	5.14	1	1	0	0	0	7.0	6	4	4	2	0	0-0	4	0	0	.231
	Syracuse	1-2	.333	2.17	7	7	0	0	0	37.1	31	11	9	3	1	10-0	40	1	0	.225
	WASHINGTON	0-1	.000	6.75	6	4	0	0	0	21.1	26	18	16	7	1	12-0	11	1	1	.295
2017	Charlotte	6-10	.375	4.48	24	24	2	2	0	128.2	122	66	64	17	4	59-0	134	9	0	.253
	WHITE SOX	3-3	.500	2.38	7	7	0	0	0	45.1	31	14	12	8	3	12-0	34	2	0	.190
2018	WHITE SOX	10-13	.435	6.13	32	32	0	0	0	173.1	166	123	118	27	15	90-2	125	13	0	.250
2019	WHITE SOX	14-9	.609	3.41	29	29	3	2	0	176.2	131	69	67	24	4	57-1	228	6	0	.205
2020	WHITE SOX	4-3	.571	3.48	12	12	1	1	0	72.1	47	31	28	8	2	28-0	97	3	0	.184
2021	WHITE SOX	11-9	.550	3.53	31	31	1	0	0	178.2	145	74	70	27	2	52-1	201	12	0	.219
<b>MINOR TOTALS</b>		<b>31-25</b>	<b>.554</b>	<b>3.18</b>	<b>99</b>	<b>97</b>	<b>2</b>	<b>2</b>	<b>0</b>	<b>497.2</b>	<b>439</b>	<b>201</b>	<b>176</b>	<b>35</b>	<b>18</b>	<b>182-0</b>	<b>531</b>	<b>27</b>	<b>1</b>	<b>.237</b>
<b>A.L. TOTALS</b>		<b>42-37</b>	<b>.532</b>	<b>4.11</b>	<b>111</b>	<b>111</b>	<b>5</b>	<b>3</b>	<b>0</b>	<b>646.1</b>	<b>520</b>	<b>311</b>	<b>295</b>	<b>94</b>	<b>26</b>	<b>239-4</b>	<b>685</b>	<b>36</b>	<b>0</b>	<b>.218</b>
<b>N.L. TOTALS</b>		<b>0-1</b>	<b>.000</b>	<b>6.75</b>	<b>6</b>	<b>4</b>	<b>0</b>	<b>0</b>	<b>0</b>	<b>21.1</b>	<b>26</b>	<b>18</b>	<b>16</b>	<b>7</b>	<b>1</b>	<b>12-0</b>	<b>11</b>	<b>1</b>	<b>1</b>	<b>.295</b>
<b>MLB TOTALS</b>		<b>42-38</b>	<b>.525</b>	<b>4.19</b>	<b>117</b>	<b>115</b>	<b>5</b>	<b>3</b>	<b>0</b>	<b>667.2</b>	<b>546</b>	<b>329</b>	<b>311</b>	<b>101</b>	<b>27</b>	<b>251-4</b>	<b>696</b>	<b>37</b>	<b>1</b>	<b>.221</b>

**CAREER TRANSACTIONS**

- Selected by Washington in the first round (16th overall) of the First-Year Player Draft (6/12).
- Traded by Washington with RHPs Dane Dunning and Reynaldo López to the White Sox in exchange for OF Adam Eaton (12/7/16).
- On White Sox injured list with a strained left hamstring (4/18-5/1/19).
- On White Sox injured list with a mild right lat strain (9/16/19-remainder of season).
- On White Sox injured list with a left hamstring strain (9/3-14/21).

**CAREER PITCHING BREAKDOWN**

**Quality Starts — Career:** 60; **2021:** 15; **2020:** 8; **2019:** 17; **2018:** 15; **2017:** 5.  
**Club Record As A Starter — Career:** 59-56; **2021:** 17-14; **2020:** 7-5; **2019:** 16-13; **2018:** 14-18; **2017:** 4-3; **2016:** 1-3.  
**Starts Lasting At Least 6.0 | 7.0 | 8.0 IP — Career:** 70 | 27 | 7; **2021:** 18 | 7 | 3; **2020:** 8 | 3 | 1; **2019:** 19 | 9 | 3; **2018:** 19 | 5 | 0; **2017:** 6 | 3 | 0.

**CAREER FIELDING RECORD**

POSITION	PCT	G	GS	TC	PO	A	E	DP
Pitcher	.962	117	115	78	24	51	3	1

**CAREER GAME BESTS**

**STRIKEOUTS —** 13 (3x, last 8/25/20 vs. PIT | 9.0 IP) ... **INNINGS PITCHED —** 9.0 (4x, last 7/17/21 vs. HOU)  
**WINNING STREAK —** 9 games (4/12-6/14/19) ... **CONSECUTIVE SCORELESS IP —** 22.0 (5/28-6/8/19)  
**COMPLETE GAMES —** 5 (last 7/17/21 vs. HOU) ... **SHUTOUTS —** 3 (last 8/25/20 vs. PIT)

**WILD CARD RECORD**

YEAR	CLUB	W-L	PCT	ERA	G	GS	CG	SHO	SV	IP	H	R	ER	HR	HB	BB-I	SO	WP	BK	AVG
2020	SOX vs. OAK	1-0	1.000	1.29	1	1	0	0	0	7.0	2	1	1	0	0	1-0	8	0	0	.087

# 5 ROMY GONZÁLEZ

OUTFIELDER | R-R | 6-1 | 210

**Given Name:** Roman Alexander González

**2022 Opening Day Age:** 25 (September 6, 1996)

**Birthplace and Residence:** Miami, Fla.

**Sox Acquisition:** Selected in the 18th round, June 2018  
First-Year Player Draft

**Contract Status:** Signed through 2021

**MLB Service:** 0.020

**Instagram:** @romygonzalez10



## 2021 SEASON

- Spent a majority of 2021 with Class AA Birmingham and Class AAA Charlotte and was on the Sox active roster in September.
- His contract was purchased from Charlotte on 9/1.
- Made his major-league debut on 9/3 at Kansas City as a pinch hitter ... stayed in the game at third base and finished 0-2.
- Made his first start as the leadoff hitter and third baseman on 9/4 at the Royals ... went 0-5 with his first career RBI.
- Recorded his first MLB hit, a single off Andrew Chafin, as a pinch-hitter in the ninth on 9/8 at Oakland.
- Set career highs with three hits, two doubles and two runs scored on 9/17 at Texas.

- Was optioned to Charlotte on 9/21 for the remainder of 2021.
- Combined to hit .283/.364/.532 (101-357) with 17 doubles, 24 homers, 61 RBI, 43 walks, 61 runs scored, 24 steals and an .896 OPS in 93 games between Birmingham and Charlotte.
- Ranked among the Class AA South leaders in OPS (1st, .856), home runs (5th, 20), slugging percentage (2nd, .502), average (7th, .267) and on-base percentage. (9th, .355).
- Was promoted to Charlotte on 8/21.
- At the time his contract was selected by the White Sox, was one of just seven players in the minor leagues with 20-plus home runs and 20-plus steals ... finished the season as one of just 16 minor-leaguers to accomplish the feat.

## CAREER BATTING RECORD

YEAR	CLUB	AVG	G	AB	R	H	TB	2B	3B	HR	RBI	SH	SF	HB	BB	SO	SB	CS	OBP	SLG	OPS
2018	Great Falls	.254	54	201	40	51	100	15	2	10	33	0	1	3	18	65	10	1	.323	.498	.820
2019	Kannapolis	.244	101	352	35	86	128	22	4	4	45	4	3	8	38	108	11	3	.329	.364	.693
2020	MINOR LEAGUE SEASON CANCELLED																				
2021	Birmingham	.267	78	303	52	81	152	11	0	20	47	0	0	3	38	97	21	6	.355	.502	.856
	Charlotte	.370	15	54	9	20	38	6	0	4	14	0	1	0	5	15	3	0	.417	.704	1.120
	WHITE SOX	.250	10	32	4	8	11	3	0	0	2	0	0	0	1	11	0	0	.273	.344	.616
<b>MINOR TOTALS</b>		<b>.262</b>	<b>248</b>	<b>910</b>	<b>136</b>	<b>238</b>	<b>418</b>	<b>54</b>	<b>6</b>	<b>38</b>	<b>139</b>	<b>4</b>	<b>5</b>	<b>14</b>	<b>99</b>	<b>285</b>	<b>45</b>	<b>10</b>	<b>.341</b>	<b>.459</b>	<b>.801</b>
<b>MLB TOTALS</b>		<b>.250</b>	<b>10</b>	<b>32</b>	<b>4</b>	<b>8</b>	<b>11</b>	<b>3</b>	<b>0</b>	<b>0</b>	<b>2</b>	<b>0</b>	<b>0</b>	<b>0</b>	<b>1</b>	<b>11</b>	<b>0</b>	<b>0</b>	<b>.273</b>	<b>.344</b>	<b>.616</b>

## CAREER TRANSACTIONS

— Selected by the White Sox in the 18th round of First-Year Player Draft (6/17).

## CAREER FIELDING RECORD

POSITION	PCT	G	GS	TC	PO	A	E	DP	POSITION	PCT	G	GS	TC	PO	A	E	DP
Third Base	1.000	4	3	6	4	2	0	0	Left Field	—	1	1	0	0	0	0	0
Right Field	1.000	3	2	1	1	0	0	0	Second Base	.800	1	1	5	2	2	1	1
Pitcher	—	1	0	0	0	0	0	0									

## CAREER GAME BESTS | HOME RUN INFORMATION

**HITS** — 3 (9/17/21 at TEX) ... **HR** — NONE ... **RBI** — 1 (2x; last 9/17/21 at TEX)

**RUNS** — 2 (9/17/21 at TEX) ... **SB** — NONE ... **HITTING STREAK** — Three games (9/8-11/21)

**GAME-ENDING HOME RUNS** — NONE ... **GRAND SLAMS** — NONE ... **MULTIHOMER GAMES** — NONE

**PINCH-HIT HOME RUNS** — NONE ... **INSIDE-THE-PARK HOME RUNS** — NONE ... **LEADOFF HOME RUNS** — NONE



# 18 BRIAN GOODWIN

**OUTFIELDER | L-R | 6-0 | 205**

**Given Name:** Brian Christopher Goodwin

**2022 Opening Day Age:** 31 (November 2, 1990)

**Birthplace:** Rocky Mount, N.C. | **Residence:** Raleigh, N.C.

**First Pro Contract:** Washington Nationals, selected in the first round (34th overall), June 2011 First-Year Player Draft

**Sox Acquisition:** Signed as a free agent, May 4, 2021

**Contract Status:** Signed through 2021

**MLB Service:** 4.130



WHITE SOX OVERVIEW

COACHING STAFF

PLAYERS & ROSTER

2021 SEASON REVIEW

POSTSEASON HISTORY

MINOR LEAGUES

MEDIA & MISC.

## 2021 SEASON

- Spent the entire season in the White Sox organization, including 72 games on the major-league roster.
- Appeared in 43 games (33 starts) in right field, 27 (27) in center and six (two) in left.
- Hit all eight of his home runs off right-handers ... average fell from .250 in June to .244 in July to .188 in August and September.
- Opened the season in the Pittsburgh organization, was released by the Pirates on 5/3 and signed by the Sox as a minor-league free agent on 5/4, following the groin injury to Luis Robert ... was sent to Class AAA Charlotte.
- His contract was purchased from Charlotte on 6/10
- Made his White Sox debut as the starting center fielder on 6/12 at Detroit and went 2-5 with a double, five RBI, three runs scored and a walk ... his five RBI were the most by a Sox in his team debut, and became the first Chicago player to reach base three-plus times with five-plus RBI in his first game (Elias).

- Homered in consecutive games for the fourth time in his career from 6/30-7/1 vs. Minnesota.
- Matched his career high (third time) with four hits on 7/10 at Baltimore ... also homered and drove in three runs.
- Homered in back-to-back games from 7/31-8/1 vs. Cleveland, including his first career game-ending homer on 8/1 ... connected on a solo shot off Nick Wittgren in the bottom of the ninth.
- Snapped a 4-4 tie with a game-winning, two-run homer in the top of the 10th on 8/6 at the Cubs ... the Sox added two more in the 10th and went on to an 8-6 win.
- Connected on a three-run homer on 8/29 vs. the Cubs, snapping a 17-game homerless stretch.
- Was placed on the 10-day injured list on 9/26 (retroactive to 9/24) with lower back spasms and missed the remainder of the regular season.
- Appeared in 24 games with Charlotte before joining the White Sox in June ... hit two homers on 5/20 at Durham.

## CAREER BATTING RECORD

YEAR	CLUB	AVG	G	AB	R	H	TB	2B	3B	HR	RBI	SH	SF	HB	BB	SO	SB	CS	OBP	SLG	OPS
2012	Hagerstown	.324	58	216	47	70	117	18	1	9	38	1	3	3	43	39	15	4	.438	.542	.979
	Harrisburg	.223	42	166	17	37	62	8	1	5	14	0	0	2	18	50	3	3	.306	.373	.680
2013	Harrisburg	.252	122	457	82	115	186	19	11	10	40	1	1	8	66	121	19	11	.355	.407	.762
2014	Syracuse	.219	81	274	31	60	90	10	4	4	32	4	0	1	50	95	6	4	.342	.328	.670
2015	Harrisburg	.226	114	429	58	97	146	17	4	8	46	0	3	2	38	93	15	7	.290	.340	.631
2016	Syracuse	.280	119	436	51	122	191	25	1	14	68	2	5	3	46	106	15	3	.349	.438	.787
	WASHINGTON	.286	22	42	1	12	18	4	1	0	5	0	0	0	2	14	0	0	.318	.429	.747
2017	Syracuse	.256	25	90	9	23	33	4	0	2	11	2	1	0	10	29	2	1	.327	.367	.693
	WASHINGTON	.251	74	251	41	63	125	21	1	13	30	0	3	1	23	69	6	0	.313	.498	.811
2018	WASHINGTON	.200	48	65	9	13	23	1	0	3	12	1	1	2	10	26	3	1	.321	.354	.674
	Harrisburg	.200	4	15	4	3	6	0	0	1	3	0	0	0	3	3	1	0	.333	.400	.733
	KANSAS CITY	.226	27	94	11	25	39	5	0	3	13	0	0	1	6	31	1	1	.317	.415	.732
	Omaha	.225	10	40	6	9	19	4	0	2	9	0	0	0	4	11	0	0	.295	.475	.770
2019	LOS ANGELES-AL	.262	136	413	65	108	194	29	3	17	47	1	3	3	38	129	7	3	.326	.470	.796
2020	LOS ANGELES-AL	.242	30	95	12	23	44	7	1	4	17	0	1	1	12	35	1	0	.330	.463	.793
	CINCINNATI	.163	20	49	5	8	16	2	0	2	5	0	1	0	5	19	4	0	.236	.327	.563
2021	Charlotte	.244	24	86	12	21	34	4	0	3	11	0	0	0	9	31	2	2	.316	.395	.711
	WHITE SOX	.221	72	235	33	52	88	10	1	8	29	1	1	1	33	58	1	0	.319	.374	.693
<b>MINOR TOTALS</b>		<b>.252</b>	<b>599</b>	<b>2208</b>	<b>317</b>	<b>557</b>	<b>918</b>	<b>109</b>	<b>22</b>	<b>58</b>	<b>272</b>	<b>10</b>	<b>13</b>	<b>19</b>	<b>287</b>	<b>578</b>	<b>78</b>	<b>35</b>	<b>.341</b>	<b>.400</b>	<b>.741</b>
<b>A.L. TOTALS</b>		<b>.249</b>	<b>265</b>	<b>837</b>	<b>121</b>	<b>208</b>	<b>365</b>	<b>51</b>	<b>5</b>	<b>32</b>	<b>106</b>	<b>2</b>	<b>5</b>	<b>6</b>	<b>89</b>	<b>253</b>	<b>10</b>	<b>4</b>	<b>.323</b>	<b>.436</b>	<b>.759</b>
<b>N.L. TOTALS</b>		<b>.236</b>	<b>164</b>	<b>407</b>	<b>56</b>	<b>96</b>	<b>182</b>	<b>28</b>	<b>2</b>	<b>18</b>	<b>52</b>	<b>1</b>	<b>5</b>	<b>3</b>	<b>40</b>	<b>128</b>	<b>13</b>	<b>1</b>	<b>.305</b>	<b>.447</b>	<b>.753</b>
<b>MLB TOTALS</b>		<b>.244</b>	<b>429</b>	<b>1244</b>	<b>177</b>	<b>304</b>	<b>580</b>	<b>79</b>	<b>7</b>	<b>50</b>	<b>158</b>	<b>3</b>	<b>10</b>	<b>9</b>	<b>129</b>	<b>381</b>	<b>23</b>	<b>5</b>	<b>.318</b>	<b>.440</b>	<b>.757</b>

## CAREER TRANSACTIONS

- Selected by Washington in the first round (34th overall) of the First-Year Player Draft (6/11).
- On Washington injured list with a left wrist contusion (4/16-5/31/18); included a rehab assignment to Class AA Harrisburg (5/26-31/18).
- Traded by Washington to Kansas City in exchange for RHP Jacob Condra-Bogan (7/22/18).
- On Kansas City injured list with a left groin strain (7/29-8/30/18); included a rehab assignment to Class AAA Omaha (8/16-30/18).
- Claimed by Los Angeles-AL off waivers from Kansas City (3/27/19).
- On Los Angeles-AL injured list with a right wrist contusion (7/3-15/19).
- Traded by Los Angeles-AL to Cincinnati in exchange for RHP Packy Naughton (8/31/20).
- Signed by Pittsburgh as a free agent (2/11/21).
- Signed by the White Sox as a free agent (5/4/21).
- On White Sox injured list with back spasms (9/24/21-end of regular season).

CAREER FIELDING RECORD

POSITION	PCT	G	GS	TC	PO	A	E	DP	POSITION	PCT	G	GS	TC	PO	A	E	DP
Center Field	.989	153	136	285	274	8	3	1	Left Field	.964	138	96	195	186	2	7	0
Right Field	.989	101	75	175	168	5	2	2									

CAREER GAME BESTS | HOME RUN INFORMATION

**HITS** — 4 (3x; 7/10/21 at BAL) ... **HR** — 2 (2x; 8/30/19 vs. BOS) ... **RBI** — 5 (6/12/21 at DET)  
**RUNS** — 4 (8/30/19 vs. BOS) ... **SB** — 2 (9/5/20 at PIT) ... **HITTING STREAK** — Eight games (4/13-23/19)  
**GAME-ENDING HRS** — 1 (8/1/21 vs. CLE) ... **GS** — 2 (9/28/18 vs. K.C.) ... **MULTIHR GAMES** — 2 (8/30/19 vs. BOS)  
**PINCH-HIT HOMERS** — 1 (8/5/19 at CIN) ... **INSIDE-THE-PARK HOMERS** — NONE ... **LEADOFF HOMERS** — 1 (7/23/17 at ARZ)

WILD CARD RECORD

YEAR	CLUB	AVG	G	AB	R	H	TB	2B	3B	HR	RBI	SH	SF	HB	BB	SO	SB	CS	OBP	SLG	OPS
2020	CIN vs. ATL	.000	2	1	0	0	0	0	0	0	0	0	0	0	0	0	0	0	.000	.000	.000

LEAGUE DIVISION SERIES RECORD

YEAR	CLUB	AVG	G	AB	R	H	TB	2B	3B	HR	RBI	SH	SF	HB	BB	SO	SB	CS	OBP	SLG	OPS
2017	WSH vs. CUBS	—	1	0	0	0	0	0	0	0	0	0	0	0	0	0	0	0	—	—	—



# 24 YASMANI GRANDAL

CATCHER | S-R | 6-2 | 225

**Given Name:** Yasmani Grandal

**2022 Opening Day Age:** 33 (November 8, 1988)

**Birthplace:** Havana, Cuba | **Residence:** Peoria, Ariz.

**First Pro Contract:** Cincinnati Reds, selected in the first round (12th overall), June 2010 First-Year Player Draft

**Sox Acquisition:** Signed as a free agent, November 21, 2019 (agreed to terms on a four-year, \$73-million contract)

**Contract Status:** Signed through 2023

**MLB Service:** 9.115

**Instagram:** @yazmaniandv | **Twitter:** @YasmanianDVL08



## 2021 SEASON

- Set career highs in on-base percentage (.420), slugging percentage (.520) and OPS (.939) in his second season with the White Sox ... also hit 20-plus home runs for the fifth time in his career (all since 2016).
- Batted .337/.481/.673 (33-98) with nine home runs, 24 RBI and 18 runs scored over his final 30 games (since 8/27) and .300/.442/.622 (54-180) with 17 homers, 44 RBI and 38 runs scored over his last 56 (since 6/3).
- Recorded three multihomer games, upping his career total to 15, and drove in four-plus runs on three occasions (12 career) ... reached base safely in 79 of 93 games (84.9 percent).
- **Walk This Way:** His 87 walks led the White Sox, ranked fifth in the American League and set a franchise record for catchers, breaking the mark of 68 set by Sherm Lollar in 1955 ... his average of 4.44 walks per plate appearance would have led MLB with the required plate appearances (Juan Soto led at 4.51) ... drew at least one walk in 57 of his 93 games, including 15 games with two, three games with three and three games with a career-high tying four ... became the first Sox player to record more walks than strikeouts (87 BB/82 SO) since Frank Thomas in 2000 (min. 75 walks).
- **Long Ball:** Hit 20-plus home runs for the fifth time in his career (all since 2016) ... his average of one homer every 12.13 at-bats ranked third in the AL among players with at least 20, trailing only Mike Zunino (10.09) and Shohei Ohtani (11.67).
- **Lethal vs. Lefties:** Recorded a .279/.500/.574 (17-61) slash line with six home runs and 16 RBI vs. left-handed pitchers.
- **No RISP, No Reward:** Batted .292/.457/.662 (19-65) with seven home runs and 41 RBI with RISP.
- **Behind the Dish:** White Sox pitchers posted a 3.59 ERA (249 ER/627.1 IP) when he was behind the plate... threw out 9-59 (15.3 percent) of attempted basestealers ... made 76 starts.
- Was the Opening Day catcher on 4/1 at the Angels ... hit a two-run double on 4/2 at Angel Stadium in the Sox first win of the season.
- Hit his 150th career home run and first of the season as part of a three-RBI effort on 4/5 at Seattle.
- Drew at least one walk in five consecutive games from 4/4-12 (eight total) ... walked three times on 4/7 at Seattle, one shy of a career high.
- Snapped a 17 at-bat hitless stretch with a RBI double on 4/18-1 at Boston.
- **These Spikes are Made for Walkin':** Walked in five consecutive games from 5/1-9 (14 walks total) ... recorded 13 walks in a four-game span (17 plate appearances) from 5/1-8, joining Bryce Harper (13 from 5/07-10/16) and Babe Ruth (13 from 6/12-15/30) as the only players since 1901 to accomplish that feat (STATS LLC).

## GRANDAL AMONG MLB LEADERS SINCE 8/27

Category	Rank	No.
On-Base Pct.	1st	.481
Slugging Pct.	2nd	.673
OPS	1st	1.233
Walks	2nd	27
Average	6th	.337
Home Runs	T9th	9

## MOST WALKS BY WHITE SOX CATCHERS

Catcher, Year	BB
Yasmani Grandal, 2021	87
Sherm Lollar, 1955	68
Ray Schalk, 1920	68
Ray Schalk, 1922	67
Mike Tresh, 1939	64

## EIGHT-RBI GAMES IN WHITE SOX HISTORY

Player	Date
Y. Grandal	8/27/21 vs. Cubs
Robin Ventura	9/4/95 at Tex.
Jim Spencer	7/2/77 vs. Min.
Jim Spencer	5/14/77 vs. Cle.
Tom McCraw	5/24/67 at Min.
Carl Reynolds	7/2/30 at NYY

## MLB OBP LEADERS AS CATCHER, 2020-21

Player, Club	OBP
Yasmani Grandal, SOX	.413
Buster Posey, SF	.399
Will Smith, LAD	.373
J.T. Realmuto, PHI	.350
Omar Narváez, MIL	.341

- Matched a career high with four walks on 5/1 vs. Cleveland, the most by a White Sox player since Gordon Beckham on 8/10/13 vs. Minnesota (four) and most by a Sox catcher since Ron Karkovice on 4/13/94 vs. the Yankees (four) ... added another four-walk game on 5/8 at Kansas City.
- Erased a 3-0 deficit with a three-run homer in the second inning on 5/11 vs. Minnesota ... added a solo shot on 5/12 vs. the Twins ... set a new White Sox single-season record with his third four-walk game on 5/17 at Minnesota.
- Caught both games of the doubleheader sweep on 5/29 vs. Baltimore, becoming the first White Sox catcher to accomplish that feat since Carlton Fisk on 6/23/89 vs. Milwaukee.
- Connected on a 457-foot homer on 6/3 vs. Detroit, his longest during the Statcast era (since 2015).
- Recorded his 13th career multihomer game on 6/4 vs. Detroit, including a game-tying shot in the seventh ... became the first catcher in club history to hit two HRs and walk twice in a game.
- Reached base safely in a career-high 30 straight games from 6/16-9/15 ... streak was the longest streak by a catcher in franchise history and longest by a Sox player since Hall-of-Famer Frank Thomas (42) from 9/14/98-5/8/99 (STATS).
- Hit a game-ending, RBI single in the 10th to secure an 8-7 win on 6/16 vs. Tampa Bay ... marked his sixth career walkoff hit, and first since a solo homer on 8/28/20 vs. Kansas City.
- Erased a 2-0 deficit with a go-ahead, pinch-hit, three-run homer in the seventh on 6/22 at Pittsburgh ... marked his fourth career pinch homer ... White Sox relievers allowed four runs in the bottom of the frame in a 6-3 loss ... snapped a 2-2 tie with a game-winning, two-run double in the fifth on 6/22 at the Pirates.
- Recorded his eighth multihomer game on 6/30 vs. Minnesota ... became the first MLB catcher in 2021 with a 2-HR/5-RBI game and first the Sox catcher since Ron Karkovice on 6/2/93.

- Left the game during his sixth-inning at-bat on 7/5 at Minnesota with a torn tendon in his right knee ... underwent a surgical procedure to repair the tendon on 7/6 at the Gold Coast Surgery Center in Chicago.
- Appeared in 11 rehab games between Class AA Birmingham and Class AAA Charlotte from 8/11/-26, hitting .303/.368/.424 (10-33) with a home run, three RBI and three walks.
- **A Grand-al Return:** Was reinstated from the injured list on 8/27 and returned to the lineup that night vs. the Cubs, going 4-6 with a double, two home runs and eight RBI in a 17-13 win ... some notes from his return, courtesy of Elias and STATS:
  - Recorded his 15th career multihomer game (third in 2021) and tied his career high (second time) and the White Sox franchise record (sixth time) in RBI.
  - First catcher in MLB history and 13th MLB player since 1920 to record at least two eight-plus RBI games in his career (STATS).
  - Became the fifth player (sixth time) in Sox history to record eight RBI and the first since Robin Ventura (two grand slams) on 9/4/1995 at Texas.
  - Fourth MLB player since 1920 with two career four-hit, eight-RBI games, joining Nelson Cruz, Mookie Betts and Jimmie Foxx.
  - First MLB player since RBI became official in 1920 to miss a month-plus and record eight-plus RBI in his first game back.
- Homered in back-to-back games on 8/29 vs. the Cubs and 8/31 vs. Pittsburgh ... went 3-3 with a home run and four RBI on 9/4 at Kansas City.

- Appeared in his 1,000th career game on 9/11 vs. Boston, going 3-4 with a solo homer (No. 20) and career-high tying three runs scored ... reached 20 home runs for the fifth time in his career (all since 2016).
- Homered in consecutive games for the third time in 2021 on 9/18-19 at Texas ... went 3-4 with a RBI on 9/26 at Cleveland and 2-4 with a double, solo home run and two runs scored on 9/27 at Detroit.
- Drew a walk in 11 of 12 games from 9/18-10/1, including seven straight from 9/23-10/1.

**CAREER HIGHLIGHTS**

- Ranks among the MLB catching leaders since 2016 in RBI (3rd, 364), home runs (3rd, 132), extra-base hits (3rd, 243), total bases (3rd, 1,045), on-base percentage (2nd, .357) and slugging percentage (3rd, .471).
- Is a two-time National League All-Star (2015 and 2019).
- Is a career .125 hitter (11-88) with one double, five home runs, 12 RBI and 21 walks in 36 postseason games (2015-20) ... played with the Dodgers in the 2017 and 2018 World Series.
- Has homered from both sides of the plate four times in his career: 6/30/12 at Colorado, 9/22/16 vs. the Rockies, 4/3/17 vs. San Diego and 7/24/18 at Philadelphia.
- Is one of 13 catchers in MLB history with eight-plus RBI in a game and the only one to accomplish the feat twice (8/27/21 vs. the Cubs and 5/7/15 at Milwaukee).

**CAREER BATTING RECORD**

YEAR	CLUB	AVG	G	AB	R	H	TB	2B	3B	HR	RBI	SH	SF	HB	BB	SO	SB	CS	OBP	SLG	OPS
2010	AZL Reds	.286	8	28	4	8	9	1	0	0	1	0	0	1	4	4	0	1	.394	.321	.715
2011	Bakersfield	.296	56	206	47	61	74	14	0	10	40	0	3	1	41	57	0	0	.410	.510	.920
	Carolina	.301	45	156	20	47	105	15	0	4	26	0	1	2	13	39	0	1	.360	.474	.835
	Louisville	.500	4	12	2	6	8	2	0	0	2	0	0	1	5	1	0	0	.667	.667	1.333
2012	Tucson	.335	56	194	40	65	101	18	0	6	35	0	2	2	37	35	0	0	.443	.521	.963
	SAN DIEGO	.297	60	192	28	57	90	7	1	8	36	0	2	1	31	39	0	0	.394	.469	.863
	Lake Elsinore	.000	2	7	0	0	0	0	0	0	0	0	0	0	1	3	0	0	.125	.000	.125
2013	Tucson	.306	9	36	3	11	101	3	0	0	2	0	0	0	2	8	0	0	.342	.389	.731
	SAN DIEGO	.216	28	88	13	19	30	8	0	1	9	0	1	1	18	18	0	0	.352	.341	.693
2014	SAN DIEGO	.225	128	377	47	85	151	19	1	15	49	0	6	2	58	115	3	0	.327	.401	.728
2015	Oklahoma City	.300	3	10	6	3	4	1	0	0	0	0	0	0	5	3	0	0	.533	.400	.933
	LOS ANGELES-NL	.234	115	355	43	83	143	12	0	16	47	1	3	2	65	92	0	1	.353	.403	.756
2016	Oklahoma City	.333	4	9	1	3	6	0	0	1	3	0	2	0	2	4	0	0	.385	.667	1.051
	LOS ANGELES-NL	.228	126	390	49	89	186	14	1	27	72	0	1	2	64	116	1	3	.339	.477	.816
2017	LOS ANGELES-NL	.247	129	438	50	108	201	27	0	22	58	1	3	0	40	130	0	1	.308	.459	.767
2018	LOS ANGELES-NL	.241	140	440	65	106	205	23	2	24	68	0	3	3	72	124	2	1	.349	.466	.815
2019	MILWAUKEE	.246	153	513	79	126	240	26	2	28	77	0	5	5	109	139	5	1	.380	.468	.848
2020	WHITE SOX	.230	46	161	27	37	68	7	0	8	27	0	0	1	30	58	0	0	.351	.422	.773
2021	WHITE SOX	.240	93	279	60	67	145	9	0	23	62	1	5	3	87	82	0	0	.420	.520	.939
	Birmingham	.364	4	11	2	4	4	0	0	0	2	0	1	0	1	3	0	0	.364	.385	.748
	Charlotte	.273	7	22	3	6	10	1	0	1	1	0	0	0	2	8	0	0	.360	.455	.815
<b>MINOR TOTALS</b>		<b>.310</b>	<b>198</b>	<b>691</b>	<b>128</b>	<b>214</b>	<b>335</b>	<b>55</b>	<b>0</b>	<b>22</b>	<b>112</b>	<b>0</b>	<b>9</b>	<b>8</b>	<b>113</b>	<b>165</b>	<b>0</b>	<b>2</b>	<b>.408</b>	<b>.485</b>	<b>.893</b>
<b>AL TOTALS</b>		<b>.236</b>	<b>139</b>	<b>440</b>	<b>87</b>	<b>104</b>	<b>213</b>	<b>16</b>	<b>0</b>	<b>31</b>	<b>89</b>	<b>1</b>	<b>7</b>	<b>4</b>	<b>117</b>	<b>140</b>	<b>0</b>	<b>0</b>	<b>.396</b>	<b>.484</b>	<b>.880</b>
<b>NL TOTALS</b>		<b>.241</b>	<b>879</b>	<b>2793</b>	<b>374</b>	<b>673</b>	<b>1246</b>	<b>136</b>	<b>7</b>	<b>141</b>	<b>416</b>	<b>2</b>	<b>24</b>	<b>16</b>	<b>457</b>	<b>773</b>	<b>11</b>	<b>7</b>	<b>.348</b>	<b>.446</b>	<b>.794</b>
<b>SOX TOTALS</b>		<b>.236</b>	<b>139</b>	<b>440</b>	<b>87</b>	<b>104</b>	<b>213</b>	<b>16</b>	<b>0</b>	<b>31</b>	<b>89</b>	<b>1</b>	<b>7</b>	<b>4</b>	<b>117</b>	<b>140</b>	<b>0</b>	<b>0</b>	<b>.396</b>	<b>.484</b>	<b>.880</b>
<b>MLB TOTALS</b>		<b>.240</b>	<b>1018</b>	<b>3233</b>	<b>461</b>	<b>777</b>	<b>1459</b>	<b>152</b>	<b>7</b>	<b>172</b>	<b>505</b>	<b>23</b>	<b>31</b>	<b>20</b>	<b>574</b>	<b>913</b>	<b>11</b>	<b>7</b>	<b>.348</b>	<b>.446</b>	<b>.794</b>

**CAREER FIELDING RECORD**

POSITION	PCT	G	GS	TC	PO	A	E	DP	POSITION	PCT	G	GS	TC	PO	A	E	DP
Catcher	.994	880	806	7693	7271	372	50	40	First Base	1.000	84	65	541	498	37	6	49

**CAREER CATCHING BREAKDOWN**

**Caught Stealing Percentage — Career:** 21.2 (120-565); **2021:** 15.3 (9-59); **2020:** 41.7 (5-12); **2019:** 23.2 (22-95); **2018:** 23.5 (16-68); **2017:** 25.4 (15-59); **2016:** 21.3 (16-75); **2015:** 25.3 (19-75); **2014:** 10.9 (6-55); **2013:** 8.3 (1-12); **2012:** 20.0 (11-55).

**Catcher's ERA — Career:** 3.71 (2,700 ER/6,542.1 IC); **2021:** 3.59 (249 ER/627.1 IP); **2020:** 4.74 (143 ER/271.1 IC); **2019:** 4.61 (561 ER/1,095.2 IC); **2018:** 3.37 (388 ER/1,037.1 IC); **2017:** 3.22 (358 ER/999.1 IC); **2016:** 3.72 (394 ER/954.1 IC); **2015:** 3.35 (329 ER/884.1 IC); **2014:** 3.35 (226 ER/607.2 IC); **2013:** 3.74 (96 ER/231.0 IC); **2012:** 4.00 (205 ER/461.1 IC).



**CAREER GAME BESTS | HOME RUN INFORMATION**

**HITS** — 5 (7/8/16 vs. S.D.) ... **HR** — 3 (7/8/16 vs. S.D.) ... **RBI** — 8 (2x, last 8/27/21 vs. CUBS)  
**RUNS** — 3 (14x, last 9/12/20 vs. DET) ... **SB** — 1 (11x, last 8/16/19 at WSH) ... **HITTING STREAK** — 11 games (4/7-22/18)  
**GAME-ENDING HOMERS** — 3 (last 8/28/20 vs. KC) ... **GRAND SLAMS** — NONE ... **MULTIHR GAMES** — 15 (last 8/27/21 vs. CUBS)  
**PINCH-HIT HOMERS** — 3 (last 8/15/14 at STL) ... **INSIDE-THE-PARK HOMERS** — NONE ... **LEADOFF HOMERS** — NONE

**WILD CARD GAME RECORD**

YEAR CLUB	AVG	G	AB	R	H	TB	2B	3B	HR	RBI	SH	SF	HB	BB	SO	SB	CS	OBP	SLG	E
2019 MIL vs. WAS	.333	1	3	1	1	4	0	0	1	2	0	0	0	1	1	0	0	.500	1.333	1
2020 SOX vs. OAK	.200	3	10	2	2	8	0	0	2	4	0	0	0	4	3	0	0	.429	.800	1
<b>TOTALS</b>	<b>.231</b>	<b>4</b>	<b>13</b>	<b>3</b>	<b>3</b>	<b>12</b>	<b>0</b>	<b>0</b>	<b>3</b>	<b>6</b>	<b>0</b>	<b>0</b>	<b>0</b>	<b>5</b>	<b>4</b>	<b>0</b>	<b>0</b>	<b>.444</b>	<b>.923</b>	<b>1</b>

**DIVISION SERIES RECORD**

YEAR CLUB	AVG	G	AB	R	H	TB	2B	3B	HR	RBI	SH	SF	HB	BB	SO	SB	CS	OBP	SLG	E
2015 LAD vs. NYM	.100	3	10	0	1	1	0	0	0	2	0	0	0	1	6	0	0	.182	.100	0
2016 LAD vs. WAS	.125	5	16	0	2	2	0	0	0	0	0	0	0	3	6	0	0	.263	.125	1
2017 LAD vs. ARI	.000	1	4	0	0	0	0	0	0	0	0	0	0	0	2	0	0	.000	.000	0
2018 LAD vs. ATL	.077	4	13	2	1	4	0	0	1	1	0	0	0	3	5	0	0	.250	.308	0
<b>TOTALS</b>	<b>.093</b>	<b>13</b>	<b>43</b>	<b>2</b>	<b>4</b>	<b>7</b>	<b>0</b>	<b>0</b>	<b>1</b>	<b>3</b>	<b>0</b>	<b>0</b>	<b>0</b>	<b>7</b>	<b>19</b>	<b>0</b>	<b>0</b>	<b>.220</b>	<b>.163</b>	<b>1</b>

**LEAGUE CHAMPIONSHIP SERIES RECORD**

YEAR CLUB	AVG	G	AB	R	H	TB	2B	3B	HR	RBI	SH	SF	HB	BB	SO	SB	CS	OBP	SLG	E
2016 LAD vs. CUBS	.083	6	12	1	1	4	0	0	1	3	1	0	0	4	5	0	0	.313	.333	1
2017 LAD vs. CUBS	.000	1	1	0	0	0	0	0	0	0	0	0	0	3	0	0	0	.750	.000	0
2018 LAD vs. MIL	.182	5	11	0	2	3	1	0	0	0	0	0	0	0	6	0	0	.182	.273	2
<b>TOTALS</b>	<b>.125</b>	<b>12</b>	<b>24</b>	<b>1</b>	<b>3</b>	<b>7</b>	<b>1</b>	<b>0</b>	<b>1</b>	<b>3</b>	<b>1</b>	<b>0</b>	<b>0</b>	<b>7</b>	<b>11</b>	<b>0</b>	<b>0</b>	<b>.323</b>	<b>.292</b>	<b>3</b>

**WORLD SERIES RECORD**

YEAR CLUB	AVG	G	AB	R	H	TB	2B	3B	HR	RBI	SH	SF	HB	BB	SO	SB	CS	OBP	SLG	E
2017 LAD vs. HOU	.000	2	3	0	0	0	0	0	0	0	0	0	0	0	1	0	0	.000	.000	0
2018 LAD vs. BOS	.200	5	5	0	1	1	0	0	0	0	0	0	0	2	4	0	0	.429	.200	0
<b>TOTALS</b>	<b>.125</b>	<b>7</b>	<b>8</b>	<b>0</b>	<b>1</b>	<b>1</b>	<b>0</b>	<b>0</b>	<b>0</b>	<b>0</b>	<b>0</b>	<b>0</b>	<b>0</b>	<b>2</b>	<b>5</b>	<b>0</b>	<b>0</b>	<b>.300</b>	<b>.125</b>	<b>0</b>

**ALL-STAR GAME RECORD**

YEAR CLUB, SITE	AVG	G	AB	R	H	TB	2B	3B	HR	RBI	SH	SF	HB	BB	SO	SB	CS	OBP	SLG	E
2015 N.L., Cincinnati	.000	1	1	0	0	0	0	0	0	0	0	0	0	0	0	0	0	.000	.000	0
2019 N.L., Cleveland	.000	1	1	1	0	0	0	0	0	0	0	0	0	1	1	0	0	.500	.000	0
<b>TOTALS</b>	<b>.000</b>	<b>2</b>	<b>2</b>	<b>1</b>	<b>0</b>	<b>0</b>	<b>0</b>	<b>0</b>	<b>0</b>	<b>0</b>	<b>0</b>	<b>0</b>	<b>0</b>	<b>1</b>	<b>1</b>	<b>0</b>	<b>0</b>	<b>.333</b>	<b>.000</b>	<b>0</b>



WHITE SOX OVERVIEW

COACHING STAFF

PLAYERS & ROSTER

2021 SEASON REVIEW

POSTSEASON HISTORY

MINOR LEAGUES

MEDIA & MISC.

# BILLY HAMILTON

OUTFIELDER | R-R | 6-0 | 160

**Given Name:** Billy R. Hamilton

**2022 Opening Day Age:** 31 (September 9, 1990)

**Birthplace and Residence:** Taylorsville, Miss.

**First Pro Contract:** Cincinnati Reds, selected in the second round (No. 57 overall), 2009 First-Year Player Draft

**Sox Acquisition:** Signed as a free agent, March 16, 2021

**Contract Status:** Signed through 2021

**MLB Service:** 8.009

**Instagram:** @bham4 | **Twitter:** @billyhamilton



## 2021 SEASON

- Spent the entire season with the White Sox after signing as a free agent during spring training.
- Appeared in 67 games (28 starts) in the outfield, including 47 (22) in center, 18 (five) in left and two (one) in right.
- Entered 12 games as a pinch-runner and scored four runs ... went 1-5 (.200) with a RBI as a pinch-hitter.
- Was perfect in his nine stolen-base attempts.
- Signed with the White Sox as a minor-league free agent on 3/16 ... was a non-roster invitee to spring training.
- Made Chicago's Opening Day roster.
- Made his White Sox debut as a defensive replacement in left field on 4/2 at the Angels ... walked in his first plate appearance.
- Started his first game in left field on 4/4 at Angel Stadium ... recorded his first RBI on 4/5 at Seattle.
- Left the game on 4/7 at the Mariners with left hamstring tightness ... was placed on the 10-day injured list on 4/8 with a strained left hamstring and reinstated on 4/23.
- Made his first career appearances at Cincinnati's Great American Ball Park as an opponent on 5/4-5.

- Matched a career high with four hits and fell a home run shy of the cycle on 5/12 vs. Minnesota ... snapped a 14 at-bat and 11-game hitless stretch (first hits since 4/6 at Seattle).
- Recorded a GW, RBI single in the sixth on 5/27 vs. Baltimore.
- Connected on a solo home run in the fourth and made a diving catch in center field with the bases loaded in the sixth on 5/29-2 vs. the Orioles ... marked just his second home run since the start of the 2019 season (also 9/27/20 at the Sox with the Cubs).
- Also homered on 5/30 vs. the Orioles, the second time he homered in consecutive games (also 6/14-15/14 with Cincinnati).
- Was on the injured list from 6/6-28 with a right oblique strain ... was placed on the IL a third time on 8/1 (retro to 7/30) with a right oblique strain.
- Began a rehab assignment with Class AAA Charlotte on 8/21 and appeared in six games before returning and being reinstated from the IL on 9/1 ... went 1-4 with a triple in his first start on 9/9 at Oakland.
- Stole home on a double steal on 9/26 at Cleveland.

## CAREER BATTING RECORD

YEAR	CLUB	AVG	G	AB	R	H	TB	2B	3B	HR	RBI	SH	SF	HB	BB	SO	SB	CS	OBP	SLG	OPS
2009	GCL Reds	.205	43	166	19	34	46	6	3	0	11	2	1	0	11	47	14	3	.253	.277	.530
2010	Billings	.318	69	283	61	90	129	13	10	2	24	0	2	3	28	56	*48	9	.383	.456	.839
2011	Dayton	.278	135	550	99	153	198	18	9	3	50	4	3	1	52	133	*103	20	.340	.360	.700
2012	Bakersfield	.323	82	337	79	109	148	18	9	1	30	2	1	2	50	70	*104	21	.413	.439	.852
	Pensacola	.286	50	175	33	50	67	4	5	1	15	1	1	0	36	43	*51	16	.406	.383	.789
2013	Louisville	.256	123	504	75	129	173	18	4	6	41	4	1	0	38	102	*75	15	.308	.343	.651
	CINCINNATI	.368	13	19	9	7	9	2	0	0	1	1	0	0	2	4	13	1	.429	.474	.902
2014	CINCINNATI	.250	152	563	72	141	200	25	8	6	48	9	4	1	34	117	56	*23	.292	.355	.648
2015	CINCINNATI	.226	114	412	56	93	119	8	3	4	28	9	4	1	28	75	57	8	.274	.289	.563
	Pensacola	.273	3	11	4	3	3	0	0	0	0	0	0	0	3	2	1	0	.429	.273	.701
2016	CINCINNATI	.260	119	411	69	107	141	19	3	3	17	11	1	1	36	93	58	8	.321	.343	.664
2017	CINCINNATI	.247	139	582	85	144	195	17	11	4	38	5	2	0	44	133	59	13	.299	.335	.634
2018	CINCINNATI	.236	153	504	74	119	165	16	9	4	29	1	4	1	46	132	34	10	.299	.327	.626
2019	KANSAS CITY	.211	93	275	32	58	74	12	2	0	12	3	2	0	25	74	18	5	.275	.269	.544
	ATLANTA	.268	26	41	9	11	13	2	0	0	3	0	0	0	7	13	4	1	.375	.317	.692
2020	NEW YORK-NL	.045	17	22	4	1	1	0	0	0	1	1	1	0	1	3	3	1	.083	.045	.129
	CHICAGO-NL	.300	14	10	6	3	6	0	0	1	1	0	0	0	1	4	3	1	.364	.600	.964
2021	WHITE SOX	.220	71	127	23	28	48	8	3	2	11	3	1	0	4	47	9	0	.242	.378	.620
	Charlotte	.158	6	19	2	3	4	1	0	0	0	0	0	0	2	8	1	0	.238	.211	.449
<b>MINOR TOTALS</b>		<b>.279</b>	<b>511</b>	<b>2045</b>	<b>372</b>	<b>571</b>	<b>768</b>	<b>78</b>	<b>40</b>	<b>13</b>	<b>171</b>	<b>13</b>	<b>9</b>	<b>6</b>	<b>220</b>	<b>461</b>	<b>397</b>	<b>84</b>	<b>.350</b>	<b>.36</b>	<b>.725</b>
<b>A.L. TOTALS</b>		<b>.214</b>	<b>164</b>	<b>402</b>	<b>55</b>	<b>86</b>	<b>122</b>	<b>20</b>	<b>5</b>	<b>2</b>	<b>23</b>	<b>6</b>	<b>3</b>	<b>0</b>	<b>29</b>	<b>121</b>	<b>27</b>	<b>5</b>	<b>.265</b>	<b>.303</b>	<b>.568</b>
<b>N.L. TOTALS</b>		<b>.244</b>	<b>747</b>	<b>2564</b>	<b>384</b>	<b>626</b>	<b>849</b>	<b>89</b>	<b>34</b>	<b>22</b>	<b>166</b>	<b>37</b>	<b>16</b>	<b>4</b>	<b>199</b>	<b>574</b>	<b>287</b>	<b>66</b>	<b>.298</b>	<b>.331</b>	<b>.629</b>
<b>MLB TOTALS</b>		<b>.240</b>	<b>911</b>	<b>2966</b>	<b>439</b>	<b>712</b>	<b>971</b>	<b>109</b>	<b>39</b>	<b>24</b>	<b>189</b>	<b>43</b>	<b>19</b>	<b>4</b>	<b>228</b>	<b>695</b>	<b>314</b>	<b>71</b>	<b>.293</b>	<b>.327</b>	<b>.621</b>

\*Led League

**CAREER TRANSACTIONS**

- Selected by Cincinnati in the second round of the First-Year Player Draft (6/09).
- On Cincinnati injured list with a sprained right shoulder (8/19-9/7/15); included rehab assignment to Class AA Pensacola (9/5-7/15).
- On Cincinnati injured list with a sprained right shoulder (9/17/15-remainder of season).
- On Cincinnati seven-day concussion list (6/9-16/16).
- On Cincinnati injured list with a strained left oblique (9/5/16-remainder of season).
- On Cincinnati injured list with a fractured left thumb (9/7-19/19).
- Signed Kansas City as a free agent (12/11/18).
- Claimed by Atlanta off waivers from Kansas City (8/19/19).
- Signed by San Francisco as a free agent (2/9/20).
- Traded by San Francisco to New York-NL in exchange for RHP Jordan Humphreys (8/2/20).
- Claimed by Chicago-NL off waivers from New York-NL (9/7/20).
- Signed by Cleveland as a free agent (2/15/21).
- Signed by the White Sox as a free agent (3/16/21).
- On White Sox injured list with a strained left hamstring (4/8-22/21).
- On White Sox injured list with a right oblique strain (6/6-28/21).
- On White Sox injured list with a right oblique strain (7/31-8/31/21); included rehan assignment to Class AAA Charlotte (8/21-31/21).

**CAREER FIELDING RECORD**

POSITION	PCT	G	GS	TC	PO	A	E	DP	POSITION	PCT	G	GS	TC	PO	A	E	DP
Center Field	.995	849	746	1925	1858	57	10	13	Left Field	1.000	18	5	13	12	1	0	0
Right Field	1.000	3	1	1	1	0	0	0									

**CAREER GAME BESTS | HOME RUN INFORMATION**

**HITS** — 4 (3x; last 5/12/21 vs. MIN) ... **HR** — 1 (24x; last 5/30/21 vs. BAL) ... **RBI** — 4 (7/7/14 vs. CUBS)  
**RUNS** — 4 (2x; last 5/5/17 vs. S.F.) ... **SB** — 5 (6/14/15 at CUBS) ... **HITTING STREAK** — 12 games (6/10-24/14)  
**GAME-ENDING HOME RUNS** — 1 (9/4/17 vs. MIL) ... **GRAND SLAMS** — NONE ... **MULTIHOMER GAMES** — NONE  
**PINCH-HIT HOME RUNS** — NONE ... **INSIDE-THE-PARK HOMERS** — NONE ... **LEADOFF HOMERS** — 3 (8/29/18 vs. MIL)

**WILD CARD RECORD**

YEAR	CLUB	AVG	G	AB	R	H	TB	2B	3B	HR	RBI	SH	SF	HB	BB	SO	SB	CS	OBP	SLG	OPS
2020	CUBS vs. MIA	—	1	0	0	0	0	0	0	0	0	0	0	0	0	0	0	0	—	—	—

**DIVISION SERIES RECORD**

YEAR	CLUB	AVG	G	AB	R	H	TB	2B	3B	HR	RBI	SH	SF	HB	BB	SO	SB	CS	OBP	SLG	OPS
2019	ATL vs. STL	—	2	0	2	0	0	0	0	0	0	0	0	0	1	0	0	0	—	—	—



# 31 LIAM HENDRIKS

RIGHT-HANDED PITCHER | R-R | 6-0 | 235

**Given Name:** Liam Johnson Hendriks

**2022 Opening Day Age:** 33 (February 10, 1989)

**Birthplace:** Perth, Australia | **Residence:** Fort Myers, Fla.

**First Pro Contract:** Minnesota Twins, signed as a free agent, February 25, 2007.

**Sox Acquisition:** Signed as a free agent, January 15, 2021

**Contract Status:** Signed through 2024 (includes club option)

**MLB Service:** 7.164

**Instagram:** @hendriks\_31



## 2021 SEASON

● **Historic First Impression:** Led the American League with 38 saves in his first season with the White Sox, joining Terry Forster (24 in 1974), Goose Gossage (26 in 1975) and Bobby Thigpen (57 in 1990) as the only pitchers in franchise history to accomplish the feat.

● **Leaderboard:** Also led AL relievers in strikeouts (113), WHIP (0.73) and strikeout to walk ratio (16.14) and ranked among the AL Top 10 in numerous other categories (see box at right).

● **Collecting Hardware ... And More to Follow?:** Was named AL Reliever of the Month for both May and September/October ... also was named to his second AL All-Star Team ... would become the fourth pitcher in White Sox history to win the Cy Young Award, joining Early Wynn in 1959, LaMarr Hoyt in 1983 and Jack McDowell in 1993.

● **He Gone!:** Led all MLB relievers with 113 strikeouts, the third-highest total in White Sox history behind Gossage (130 in 1975) and Keith Foulke (123 in 1999).

● **Power and Precision:** Posted a 16.14 strikeout-to-walk ratio (113 SO/7 BB), breaking the major-league record of 15.64 set by Clayton Kershaw in 2016 (min. 100 SO) ... joined Kenley Jansen in 2017 (109 SO/7 BB) as the only pitchers in MLB history to strike out 100-plus batters with seven or fewer walks.

● **Saving Grace:** Nine of his 38 saves lasted four outs or more, including a pair of six-out saves ... converted his final 12 save opportunities (since 8/14), posting a 1.27 ERA (3 ER/21.1 IP) with one walk, 31 strikeouts and a 0.61 WHIP.

● **By the Numbers:** Did not issue more than one walk in any of his 69 appearances and struck out at least one batter in 57 of 69 games, including 38 games with multiple strikeouts ... limited first batters to a .106 (7-66) average and allowed just 10.0 percent (3-30) of inherited runners to score, both the best rates in the AL.

● **Sprint to the Finish:** Ended the season with scoreless streaks of 15 games and 15.2 IP ... after giving up his final run on 8/24 at Toronto, gave up seven hits and zero walks with 23 strikeouts to close the season, lowering his ERA from 3.25 to 2.54.

● Was named an AL All-Star for the second time in his career ... pitched a scoreless ninth inning at Colorado's Coors Field to become the first pitcher in Sox history to earn a save at the Midsummer Classic.

● Made his White Sox debut on 4/2 at the Angels ... earned the save despite allowing two runs on two hits in 1.1 IP.

● Pitched in both games of a doubleheader on 4/18 at Boston ... recorded his second save in Game 1 (first game since 4/13), and finished a 5-1 win in Game 2 with a scoreless seventh inning.

● **Deja Vu All Over Again:** Recorded a five-out save with five strikeouts on 4/23 vs. Texas, the first White Sox pitcher ever to record a save of at least 1.2 IP and all outs coming via strikeout ... also was the last pitcher in MLB to record a save of 1.2-plus IP and record every out on a strikeout (8/29/19 vs. Kansas City; 1.2 IP) ... source: Elias.

## HENDRIKS AMONG AL RELIEVERS IN 2021

Category	Rank	No.
Saves	1st	38
Strikeouts	1st	113
WHIP	1st	0.73
Opp. OBP	1st	.199
BB/9.0 IP	1st	0.89
SO/BB	1st	16.14
SO Pct.	1st	.423
Games	1st	69
IRS Pct.	1st	10.0
Opp. Average	2nd	.174
Opp. OBP	2nd	.517
1st Batter	2nd	.106
SO/9.0 IP	3rd	14.32
Wins	T5th	8
Innings	8th	71.0

## HENDRIKS AMONG MLB RELIEVERS SINCE 6/21/19

Category	Rank	No.
Saves	1st	77
Strikeouts	1st	224
SO/BB	1st	16.00
BB/9.0 IP	1st	0.91
WHIP	1st	0.76
BR/9.0 IP	1st	6.93
Opp. OBP	1st	.205
Opp. OPS	1st	.518
Walk Pct.	1st	.027
Strikeout Pct.	2nd	.428
Innings	4th	139.0
Games	T5th	134
ERA	6th	2.27
Opp. Average	6th	.182
SO/9.0 IP	6th	14.50

## BEST SO/BB RATIO, MLB HISTORY

Pitcher, Year	SO/BB
Liam Hendriks, 2021	16.14
Clayton Kershaw, 2016	15.64
Kenley Jansen, 2017	15.57
Andrew Miller, 2016	13.67
Jacob deGrom, 2021	13.27
Phil Hughes, 2014	11.63
Koji Uehara, 2013	11.22
Bret Saberhagen, 1994	11.00
Ben Sheets, 2006	10.55
Cliff Lee, 2010	10.28

## MOST STRIKEOUTS BY SOX RELIEVERS

Pitcher, Year	SO
Goose Gossage, 1975	130
Keith Foulke, 1999	123
Liam Hendriks, 2021	111
Hoyt Wilhelm, 1965	107
Terry Forster, 1974	105
Terry Forster, 1972	104
Hoyt Wilhelm, 1963	96
Hoyt Wilhelm, 1964	95
Octavio Dotel, 2008	92
Sergio Santos, 2011	92

● Recorded his first win but suffered his second blown save with Chicago on 4/24 vs. Texas after allowing a game-tying, solo home run to Willie Calhoun in the ninth ... the White Sox won, 2-1, on Nick Madrigal's walkoff double in the ninth.

● Compiled the following streaks from 4/29-6/10: 12 consecutive saves from 4/29-6/10 (12.0 scoreless IP, four hits allowed, 21 strikeouts) ... 19 straight appearances without allowing an earned run from 4/29-6/10 (two unearned runs in 17.0 IP, 10 hits allowed, 26 strikeouts) ... 14 consecutive scoreless outings (12.2 IP, four hits allowed, 18 strikeouts).

● **Marvelous in May:** Was named AL Reliever of the Month for May, his third career monthly honor ... went 0-1 with a 0.00 ERA (11.2 IP), 0.86 WHIP, eight saves (eight chances), no home runs allowed and 19 strikeouts over 13 appearances ... led the AL in saves ... did not surrender a hit and walked one with 10 strikeouts over his last 16 batters faced.

● Suffered his first loss on 5/5 at Cincinnati after allowing a game-ending single to Jesse Winker on the 10th ... retired all five batters on 5/13 vs. Minnesota for his second-five out save.

● Inherited a bases loaded, no outs situation in the ninth on 5/26 vs. St. Louis and struck out the side for his 10th save.

- Recorded the save in both games of a doubleheader sweep on 5/29 vs. Baltimore ... struck out five of the six batters he faced in 2.0 perfect IP ... became the first White Sox to record two saves in a DH since Bobby Jenks on 9/4/10 at Boston.
- Earned his third win and was charged with his third blown save on 6/11 at Detroit ... surrendered a game-tying, two-run homer to Daz Cameron in the ninth following a 49-minute rain delay (threw one pitch prior to the delay) ... his following streaks were snapped: 12 consecutive saves, 14 straight scoreless games and 19 straight outings without allowing an earned run.
- Retired all six batters he faced, including four strikeouts, on 7/6 at Minnesota for his first career save of 2.0 IP.
- Allowed a game-tying, two-run homer to pinch-hitter Trey Mancini in the ninth on 7/11 at Baltimore, but the Sox went on to win, 7-5.
- Earned the save at the All-Star Game on 7/12 at Denver's Coors Field with a scoreless ninth inning.
- Posted his second six-out save of the season on 7/25 at Milwaukee, allowing one run with three strikeouts as the Sox avoided a three-game sweep.
- **Redemption in the Cornfields:** Suffered a blown save in the "Field of Dreams Game" on 8/14 vs. the Yankees in Dyersville, Iowa, allowing two-run homers to Aaron Judge and Giancarlo Stanton in the ninth ... the four runs were a career-high in a save situation ... also earned the victory when Tim Anderson hit a game-ending, two-run homer off Zack Britton in the bottom of the ninth.
- Gave up three runs (two earned) over 0.1 IP in his next outing on 8/14 vs. the Yankees at Guaranteed Rate Field ... allowed just one more run the rest of the season.
- Posted saves vs. Oakland, his former team, on 8/16 (1.0 IP) and 8/18 (1.2 IP) and earned the victory with a scoreless 10th on 8/20 at Tampa Bay.
- Allowed his final run of the season on 8/24 at Toronto but recorded five outs for the save (1 ER/1.2 IP).

- Made his 400th career appearance on 8/31 vs. Pittsburgh, recording his 30th save of the season.
- **September to Remember:** Was named AL Reliever of the Month for September/October, his second honor of the season (May) and fourth career ... was 8-8 in save opportunities with 21 strikeouts and just six hits and zero walks allowed in 13.2 scoreless IP over 13 relief appearances during the month ... recorded multiple strikeouts in seven games, made seven hitless appearances and did not allow more than one hit in any game ... posted a 0.44 WHIP and .128 (6-47) opponents average.
- Earned his seventh and final save of five-plus outs on 9/1 vs. Pittsburgh ... posted his third save of the season against Oakland on 9/7 at the Coliseum.
- **Finishing the Clincher:** Pitched a scoreless ninth inning on 9/23-1 at Cleveland to complete a 7-2 victory as the Sox clinched their first AL Central division title since 2008.
- Earned his 37th save in a makeup game at Detroit on 9/27 and his 38th and final save of the season on 10/2 vs. the Tigers with a 1-2-3 ninth inning.

### CAREER HIGHLIGHTS

- Ranks second in the major leagues since 2019 among pitchers with at least 150.0 IP in ERA (2.08) and WHIP (0.83) ... his 7.9 fWAR during that span also is the best among MLB relievers.
- Since becoming a closer on 6/21/19, owns a 2.27 ERA (35 ER/139.0 IP) with 77 saves, 224 strikeouts and a 0.76 WHIP in 134 appearances ... his 77 saves during that span are the most in baseball ... has averaged 14.50 strikeouts and 0.91 walks (14 walks) per 9.0 IP with a .000 strikeout-to-walk ratio.
- Has appeared in eight postseason games, including three with the A's in 2020 ... was an AL All-Star in 2019.
- Is the all-time leader among Australian-born pitchers in strikeouts (639) and IP (587.1), ranks second behind Grant Balfour in saves (78) and fourth in appearances (413).
- Is the second Australia native to play for the White Sox, joining RHP Shane Lindsay (Melbourne) who pitched in 2011.

### CAREER PITCHING RECORD

YEAR	CLUB	W-L	PCT	ERA	G	GS	CG	SHO	SV	IP	H	R	ER	HR	HB	BB-I	SO	WP	BK	AVG
2007	GCL Twins	4-2	.667	2.05	10	10	0	0	0	44.0	41	14	10	2	1	11-0	52	0	0	.241
2008	Elizabethton	DID NOT PITCH DUE TO INJURY																		
2009	Elizabethton	2-0	1.000	3.71	3	3	0	0	0	17.0	19	8	7	0	0	1-0	13	0	0	.271
	Beloit	3-5	.375	3.51	11	11	0	0	0	66.2	73	34	26	3	2	15-0	62	5	1	.278
2010	Beloit	2-1	.667	1.32	6	6	0	0	0	34.0	16	6	5	0	1	4-0	39	2	0	.138
	Fort Myers	6-3	.667	1.93	13	12	1	0	0	74.2	63	20	16	2	1	8-0	66	3	0	.225
2011	New Britain	8-2	.800	2.70	16	15	2	0	0	90.0	85	30	27	5	3	18-1	81	0	0	.248
	Rochester	4-4	.500	4.56	9	9	0	0	0	49.1	52	26	25	0	2	3-0	30	1	1	.277
	MINNESOTA	0-2	.000	6.17	4	4	0	0	0	23.1	29	16	16	3	0	6-0	16	1	0	.312
2012	MINNESOTA	1-8	.111	5.59	16	16	1	0	0	85.1	106	61	53	17	4	26-3	50	4	0	.305
	Rochester	9-3	.750	2.20	16	16	1	1	0	106.1	76	28	26	5	1	28-0	82	3	0	.201
2013	MINNESOTA	1-3	.250	6.85	10	8	0	0	0	47.1	67	39	36	10	3	14-1	34	1	0	.327
	Rochester	4-8	.333	4.67	16	16	1	0	0	98.1	115	56	51	9	3	15-0	62	2	0	.294
2014	Buffalo	8-1	.889	2.33	18	16	1	0	0	108.1	92	32	28	6	3	7-0	91	4	0	.231
	TORONTO	1-0	1.000	6.08	3	3	0	0	0	13.1	12	9	9	3	2	4-0	8	0	0	.235
	Omaha	4-1	.800	2.83	5	5	0	0	0	35.0	33	13	11	1	0	6-0	35	0	0	.254
	KANSAS CITY	0-2	.000	4.66	6	3	0	0	0	19.1	26	12	10	0	1	3-0	15	1	0	.325
2015	TORONTO	5-0	1.000	2.92	58	0	0	0	0	64.2	59	23	21	3	2	11-1	71	4	0	.240
2016	OAKLAND	0-4	.000	3.76	53	0	0	0	0	64.2	69	31	27	6	1	14-3	71	3	0	.270
	Stockton	0-0	.000	0.00	1	0	0	0	0	1.0	0	0	0	0	0	0-0	1	0	0	.000
	Nashville	0-0	.000	3.86	3	0	0	0	0	4.2	4	2	2	0	0	2-0	3	1	0	.222
2017	OAKLAND	4-2	.667	4.22	70	0	0	0	1	64.0	57	34	30	7	0	23-0	78	6	0	.229
2018	OAKLAND	0-1	.000	4.13	25	8	0	0	0	24.0	25	11	11	3	1	10-0	22	1	0	.272
	Nashville	4-1	.800	2.84	23	1	0	0	6	25.1	21	9	8	1	0	4-0	43	2	0	.216
2019	OAKLAND	4-4	.500	1.80	75	2	0	0	25	85.0	61	18	17	5	2	21-5	124	7	0	.201
2020	OAKLAND	3-1	.750	1.78	24	0	0	0	14	25.1	14	6	5	1	0	3-1	37	0	0	.161
2021	WHITE SOX	8-3	.727	2.54	*69	0	0	0	*38	71.0	45	23	20	11	1	7-1	*113	6	0	.174
<b>MINOR TOTALS</b>		<b>58-31</b>	<b>.652</b>	<b>2.89</b>	<b>150</b>	<b>120</b>	<b>6</b>	<b>1</b>	<b>6</b>	<b>754.2</b>	<b>690</b>	<b>278</b>	<b>242</b>	<b>34</b>	<b>17</b>	<b>122-1</b>	<b>660</b>	<b>23</b>	<b>2</b>	<b>.242</b>
<b>MLB TOTALS</b>		<b>27-30</b>	<b>.474</b>	<b>3.91</b>	<b>413</b>	<b>44</b>	<b>1</b>	<b>0</b>	<b>78</b>	<b>587.1</b>	<b>570</b>	<b>283</b>	<b>255</b>	<b>69</b>	<b>17</b>	<b>142-15</b>	<b>639</b>	<b>34</b>	<b>0</b>	<b>.251</b>

\*Led League

**CAREER TRANSACTIONS**

- Signed by Minnesota as a non-drafted free agent (2/25/07).
- Claimed off waivers by Chicago-NL (12/13/13).
- Claimed off waivers by Baltimore (12/23/13).
- Claimed off waivers by Toronto (2/21/14).
- Traded by Toronto to Kansas City with C Erik Kratz in exchange for INF Danny Valencia (7/28/14).
- Traded by Kansas City to Toronto in exchange for C Santiago Nessesy (10/29/14).
- Traded by Toronto to Oakland in exchange for RHP Jesse Chavez (11/20/15).
- On Oakland injured list with right triceps strain (5/8-6/18/16); included rehab assignments to Class A Stockton (6/7-9/16) and Class AAA Nashville (6/10-18/16).
- On Oakland injured list with right groin strain (4/14-6/4/18); included rehab assignment to Class AAA Nashville (5/31-6/4/18).
- Signed by the White Sox as a free agent (1/15/21).

**CAREER PITCHING BREAKDOWN**

**Save Pct. — Career:** 79.6 (78-98); **2021:** 86.4 (38-44); **2020:** 93.3 (14-15); **2019:** 78.1 (25-32); **2017:** 25.0 (1-4); **2016:** 0.0 (0-1); **2015:** 0.0 (0-2).  
**Holds — Career:** 40; **2021:** 0; **2019:** 8; **2017:** 16; **2016:** 10; **2015:** 5; **2014:** 1.  
**Inherited Runners/Scored — Career:** 155/42 (27.1); **2021:** 30/3 (10.0); **2020:** 1/0 (0.0); **2019:** 40/16 (40.0); **2018:** 11/4 (36.4); **2017:** 37/8 (21.6); **2016:** 34/5 (14.7); **2015:** 30/9 (30.9).  
**First Batter Efficiency — Career:** .202 (69-341); **2021:** .106 (7-66); **2020:** .125 (3-24); **2019:** .203 (13-64); **2018:** .400 (6-15); **2017:** .190 (12-63); **2016:** .231 (12-52); **2015:** .245 (13-53); **2014:** .667 (2-3); **2013:** 1.000 (1-1).

**CAREER GAME BESTS AS RELIEVER**

**SO —** 8 (9/27/13 vs. CLE, 4.2 IP) ... **IP —** 6.0 (9/21/13 at OAK) ... **WINNING STREAK —** 5 games (6/7-9/12/15)  
**SCORELESS STREAK —** 20.2 IP (6/6-7/20/19) ... **SAVE STREAK —** 15 (7/26/20-4/2/21)

**WILD CARD GAME RECORD**

YEAR	CLUB	W-L	PCT	ERA	G	GS	CG	SHO	SV	IP	H	R	ER	HR	HB	BB-I	SO	WP	BK	AVG
2018	OAK vs. NYY	0-1	.000	18.00	1	1	0	0	0	1.0	1	2	2	1	0	1-0	1	0	0	.250
2019	OAK vs. TB	0-0	.000	0.00	1	0	0	0	0	1.0	0	0	0	0	0	0-0	1	0	0	.000
2020	OAK vs. SOX	0-0	.000	6.75	2	0	0	0	1	2.2	5	2	2	1	0	1-0	8	0	0	.385
<b>TOTALS</b>		<b>0-1</b>	<b>.000</b>	<b>7.71</b>	<b>4</b>	<b>1</b>	<b>0</b>	<b>0</b>	<b>1</b>	<b>4.2</b>	<b>6</b>	<b>4</b>	<b>4</b>	<b>2</b>	<b>0</b>	<b>2-0</b>	<b>10</b>	<b>0</b>	<b>0</b>	<b>.300</b>

**DIVISION SERIES RECORD**

YEAR	CLUB	W-L	PCT	ERA	G	GS	CG	SHO	SV	IP	H	R	ER	HR	HB	BB-I	SO	WP	BK	AVG
2015	TOR vs. TEX	0-0	.000	0.00	1	0	0	0	0	0.1	1	0	0	0	0	0-0	0	0	0	.500
2020	OAK vs. HOU	1-0	1.000	0.00	1	0	0	0	0	3.0	1	0	0	0	0	0-0	4	0	0	.100
<b>TOTALS</b>		<b>1-0</b>	<b>1.000</b>	<b>0.00</b>	<b>2</b>	<b>0</b>	<b>0</b>	<b>0</b>	<b>0</b>	<b>3.1</b>	<b>2</b>	<b>0</b>	<b>0</b>	<b>0</b>	<b>0</b>	<b>0-0</b>	<b>4</b>	<b>0</b>	<b>0</b>	<b>.167</b>

**LEAGUE CHAMPIONSHIP SERIES RECORD**

YEAR	CLUB	W-L	PCT	ERA	G	GS	CG	SHO	SV	IP	H	R	ER	HR	HB	BB-I	SO	WP	BK	AVG
2015	TOR vs. KC	0-0	.000	5.79	2	0	0	0	0	4.2	4	3	3	0	0	0-0	2	0	0	.267

**ALL-STAR GAME RECORD**

YEAR	CLUB	W-L	PCT	ERA	G	GS	CG	SHO	SV	IP	H	R	ER	HR	HB	BB-I	SO	WP	BK	AVG
2019	A.L., Cleveland	0-0	.000	9.00	1	0	0	0	0	1.0	1	1	1	1	0	0-0	3	0	0	.250
2021	A.L., Colorado	0-0	.000	0.00	1	0	0	0	1	1.0	2	0	0	0	0	0-0	1	0	0	.500
<b>TOTALS</b>		<b>0-0</b>	<b>.000</b>	<b>4.50</b>	<b>2</b>	<b>0</b>	<b>0</b>	<b>0</b>	<b>1</b>	<b>2.0</b>	<b>3</b>	<b>1</b>	<b>1</b>	<b>1</b>	<b>0</b>	<b>0-0</b>	<b>4</b>	<b>0</b>	<b>0</b>	<b>.375</b>

**WORLD BASEBALL CLASSIC RECORD**

YEAR	CLUB	W-L	PCT	ERA	G	GS	CG	SHO	SV	IP	H	R	ER	HR	HB	BB-I	SO	WP	BK	AVG
2009	Australia	0-0	.000	10.80	2	0	0	0	0	1.2	3	2	2	0	0	1-0	1	0	0	.375



Liam Hendriks is the White Sox nominee for the 2021 Roberto Clemente Award, presented annually to a player who best represents the game through high character, community involvement, philanthropy and positive contributions on and off the field. He and his wife, Kristi, have donated nearly 1,000 meals from local minority and family-owned businesses to frontline workers across Chicagoland through his "South Slydah Society" program.

# 12 CÉSAR HERNÁNDEZ

INFIELDER | S-R | 5-10 | 195

**Given Name:** César Augusto Hernández

**2022 Opening Day Age:** 31 (May 23, 1990)

**Birthplace:** Valencia, Venezuela | **Residence:** Miami, Fla.

**First Pro Contract:** Philadelphia Phillies, signed as a free agent, July 2, 2007

**Sox Acquisition:** Acquired from Cleveland in exchange for LHP Konnor Pilkington, July 29, 2021

**Contract Status:** Signed through 2021 (club option for 2022)

**MLB Service:** 7.154

**Instagram:** @cesarher07



WHITE SOX OVERVIEW

COACHING STAFF

PLAYERS & ROSTER

2021 SEASON REVIEW

POSTSEASON HISTORY

MINOR LEAGUES

MEDIA & MISC.

## 2021 SEASON

- Combined to hit .232/.308/.386 (132-570) with 21 doubles, two triples, 21 home runs, 62 RBI, 59 walks and 84 runs scored in 149 games between Cleveland and Chicago in 2021 ... was acquired by the Sox on 7/29 just prior to the trade deadline.
- Established a career high in home runs.
- Made 142 starts at second base and seven as the designated hitter ... also appeared in one game at shortstop ... matched his career high with 12 errors (fourth time).
- Hit .239/.3123/.347 (93-389) with eight homers vs. right-handers, compared to .215/.297/.470 (39-181) with 13 home runs vs. lefties ... went 5-13 (.385) with a homer and 13 RBI with the bases loaded.
- Resigned with Cleveland as a free agent on 1/29.
- Hit five leadoff home runs with the Indians: 5/17 at the Angels, 5/25 at Detroit, 5/31-1 vs. the White Sox, 6/5 at Baltimore and 7/25 vs. Tampa Bay.
- Hit safely in 11 of 13 games from 5/8-23, batting .281 (16-57) with three doubles, three homers, eight RBI and four walks.
- Hit first career game-ending home run on 5/23 vs. Minnesota.
- Hit a pair of home runs on 5/31-1 vs. the White Sox for his first career multihomer effort ... drove in five and hit his first career grand slam on 6/18 at Pittsburgh.

## HERNÁNDEZ AMONG AL 2B IN 2021

Category	Rank	No.
Home Runs	4th	21
Runs Scored	T5th	84
Hits	T6th	132
RBI	6th	62
Total Bases	6th	220
Extra-Base Hits	7th	44

## AL SWITCH-HIT HOMER LEADERS IN 2021

Player	HR
José Ramirez, CLE	36
Jorgo Polanco, MIN	33
<b>Yasmani Grandal, SOX</b>	<b>23</b>
Robbie Grossman, DET	23
<b>César Hernández, SOX</b>	<b>21</b>

- Was traded by Cleveland to the Sox in exchange for minor-league LHP Konnor Pilkington on 7/29
- Made his White Sox debut on 7/30 vs. the Indians and went 2-5 as the starting second baseman.
- Homered in back-to-back games for the first time this season on 8/6-7 at the Cubs ... snapped a 16-game homerless stretch a solo shot on 8/26 at Toronto, his final homer of the season.
- Recorded his first three-hit game with the White Sox on 9/23-1 at Cleveland.
- Went 24-99 (.242) with four doubles, zero homers and 10 RBI over his final 28 games from 8/27-10/3.

## CAREER BATTING RECORD

YEAR	CLUB	AVG	G	AB	R	H	TB	2B	3B	HR	RBI	SH	SF	HB	BB	SO	SB	CS	OBP	SLG	OPS
2007	VSL Phillies	.276	54	181	32	50	79	7	8	2	21	7	2	4	11	30	6	4	.436	.328	.765
2008	VSL Phillies	.315	60	197	31	62	84	7	6	1	24	1	2	1	33	22	19	7	.426	.412	.838
2009	GCL Phillies	.267	41	150	21	40	47	5	1	0	18	1	3	4	17	20	13	5	.313	.351	.664
2010	Williamsport	.325	65	255	36	83	100	13	2	0	23	0	3	3	26	27	32	6	.392	.390	.782
2011	Clearwater	.268	119	421	47	113	140	7	4	4	37	5	2	1	23	80	23	10	.333	.306	.639
2012	Reading	.304	103	411	50	125	179	26	11	2	51	10	2	0	27	67	16	12	.436	.345	.781
	Lehigh Valley	.248	30	121	13	30	36	4	1	0	6	3	1	0	4	11	5	3	.298	.270	.567
2013	Lehigh Valley	.309	104	391	59	121	157	12	9	2	34	5	2	1	41	81	32	8	.402	.375	.776
	PHILADELPHIA	.289	34	121	17	35	40	5	0	0	10	0	0	1	9	26	0	3	.331	.344	.674
	Reading	.500	3	10	2	5	6	1	0	0	3	1	1	0	1	1	1	0	.600	.500	1.100
2014	PHILADELPHIA	.237	66	114	13	27	32	2	0	1	4	1	1	0	9	33	1	1	.281	.290	.571
	Reading	.340	26	103	13	35	50	4	1	3	14	0	1	0	13	13	1	3	.485	.410	.896
	Lehigh Valley	.256	40	156	23	40	52	6	3	0	10	0	0	0	15	34	7	4	.333	.322	.655
2015	PHILADELPHIA	.272	127	405	57	110	141	20	4	1	35	4	1	2	40	86	19	5	.348	.339	.687
2016	PHILADELPHIA	.294	155	547	67	161	215	14	*11	6	39	5	2	2	66	116	17	13	.393	.371	.764
2017	PHILADELPHIA	.294	128	511	85	150	215	26	6	9	34	0	1	4	61	104	15	5	.421	.373	.793
	Clearwater	.143	4	7	2	1	1	0	0	0	1	0	0	1	9	2	0	0	.143	.647	.790
2018	PHILADELPHIA	.253	161	605	91	153	219	15	3	15	60	1	3	4	95	155	19	6	.362	.356	.718
2019	PHILADELPHIA	.279	161	612	77	171	250	31	3	14	71	0	4	6	45	100	9	2	.408	.333	.741
2020	CLEVELAND	.283	58	233	35	66	95	*20	0	3	20	1	0	2	24	57	0	0	.355	.408	.763
2021	CLEVELAND	.231	96	376	60	87	162	17	2	18	47	0	2	4	38	90	0	0	.307	.431	.738
	WHITE SOX	.232	53	194	24	45	47	4	0	3	15	0	1	1	21	45	1	1	.309	.299	.608
<b>MINOR TOTALS</b>		<b>.293</b>	<b>649</b>	<b>2403</b>	<b>329</b>	<b>705</b>	<b>931</b>	<b>92</b>	<b>46</b>	<b>14</b>	<b>242</b>	<b>33</b>	<b>19</b>	<b>15</b>	<b>220</b>	<b>388</b>	<b>155</b>	<b>62</b>	<b>.387</b>	<b>.354</b>	<b>.741</b>
<b>A.L. TOTALS</b>		<b>.247</b>	<b>207</b>	<b>803</b>	<b>119</b>	<b>198</b>	<b>315</b>	<b>41</b>	<b>1</b>	<b>24</b>	<b>82</b>	<b>1</b>	<b>3</b>	<b>7</b>	<b>83</b>	<b>192</b>	<b>1</b>	<b>1</b>	<b>.321</b>	<b>.392</b>	<b>.714</b>
<b>N.L. TOTALS</b>		<b>.277</b>	<b>832</b>	<b>2915</b>	<b>407</b>	<b>807</b>	<b>1112</b>	<b>113</b>	<b>27</b>	<b>46</b>	<b>253</b>	<b>11</b>	<b>12</b>	<b>19</b>	<b>325</b>	<b>620</b>	<b>80</b>	<b>35</b>	<b>.381</b>	<b>.352</b>	<b>.733</b>
<b>MLB TOTALS</b>		<b>.270</b>	<b>1039</b>	<b>3718</b>	<b>526</b>	<b>1005</b>	<b>1427</b>	<b>154</b>	<b>29</b>	<b>70</b>	<b>335</b>	<b>12</b>	<b>15</b>	<b>26</b>	<b>408</b>	<b>812</b>	<b>81</b>	<b>36</b>	<b>.345</b>	<b>.384</b>	<b>.729</b>

\*Led League

CAREER TRANSACTIONS

- Signed by Philadelphia as a free agent (7/2/07).
- On Philadelphia's injured list with a dislocated right thumb (9/14/15-remainder of season).
- On Philadelphia's injured list with a left oblique strain (6/10-7/16/17); included rehab assignment to Class A Clearwater (7/12-16/17).
- Signed by Cleveland as a free agent (12/29/19).
- Signed by Cleveland as a free agent (1/29/21).
- Traded by Cleveland to the White Sox in exchange for LHP Konnor Pilkington (7/29/21).

CAREER FIELDING RECORD

POSITION	PCT	G	GS	TC	PO	A	E	DP	POSITION	PCT	G	GS	TC	PO	A	E	DP
Second Base	.980	896	864	3626	1387	2168	71	529	Third Base	.912	24	21	57	13	39	5	2
Shortstop	.984	22	13	63	24	38	1	8	Center Field	.918	22	22	49	45	0	4	0

CAREER GAME BESTS | HOME RUN INFORMATION

**HITS** — 4 (8x; 9/8/18 at NYM) ... **HR** — 2 (5/31/21 vs. CWS) ... **RBI** — 5 (6/18/21 at PIT)  
**RUNS** — 3 (11x; 5/23/21 vs. MIN) ... **SB** — 2 (7x; 9/8/19 at CIN) ... **HITTING STREAK** — 13 (7/26-8/9/17)  
**GAME-ENDING HOMERS** — 5/22/21 vs. MIN ... **GS** — 1 (6/18/21 at PIT) ... **MULTIHOMER GAMES** — 1 (5/31/21 vs. CWS)  
**PINCH-HIT HRS** — 1 (5/30/15 vs. COL) ... **INSIDE-THE-PARK HRS** — NONE ... **LEADOFF HOMERS** — 18 (7/25/21 vs. T.B.)

WILD CARD RECORD

YEAR	CLUB	AVG	G	AB	R	H	TB	2B	3B	HR	RBI	SH	SF	HB	BB	SO	SB	CS	OBP	SLG	OPS
2020	CLE vs. NYY	.375	2	8	2	3	4	1	0	0	1	0	0	0	1	3	0	0	.444	.500	.944





# 74 ELOY JIMÉNEZ

OUTFIELDER | R-R | 6-4 | 240

**Given Name:** Eloy Arturo Jiménez (Solano)

**2022 Opening Day Age:** 25 (November 27, 1996)

**Birthplace and Residence:** Santo Domingo, Dominican Rep.

**First Pro Contract:** Chicago Cubs, signed as a free agent, August 1, 2013

**Sox Acquisition:** Acquired from the Cubs with RHP Dylan Cease, INF Bryant Flete and 1B Matt Rose in exchange for LHP José Quintana, July 13, 2017

**Contract Status:** Signed through 2024 (options 2025-26)

**MLB Service:** 3.000

**Instagram:** @the\_bigbaby74 | **Twitter:** @Lamantha21



## 2021 SEASON

- Missed almost the first four months of the season due to a pectoral tendon tear suffered during spring training.
- Hit eight of his 10 home runs vs. right-handers, on the road and as the left fielder ... hit a monthly-high .287 (31-108) with seven home runs and 27 RBI in 27 August games.
- Made 37 starts in left field and 18 as the designated hitter.
- Committed just one error in 61 total chances in left.
- Hit three of his 10 homers vs. Cubs, his former organization.
- Suffered a torn left pectoral tendon while attempting to make an over-the-wall catch during a spring game on 3/24 vs. Oakland.
- Underwent successful surgery to repair the tear on 3/30 with an expected recovery time of 5-6 months.
- Was placed on the 60-day IL on 4/1 (retro to 3/29) ... appeared in 12 rehab games with Class A Winston-Salem and Class AAA Charlotte before being returned and reinstated on 7/26.
- Made his season debut on 7/26 at Kansas City as the designated hitter and went 0-4.
- Drove in 14 runs in his first 10 games, tied for the fifth-most in Sox history to start a season.
- Connected on his first home run of the season on 7/27 at Kansas City off RHP Kyle Zimmer, a three-run homer in the top of the eighth inning.
- **Tearing up August:** Hit .287/.328/.537 (31-108) with six doubles, seven home runs and 27 RBI in August ... his RBI total ranked third in MLB and were a personal monthly best.
- **Offensive Eruption:** Recorded back-to-back games with two home runs and five RBI on 8/8 at the Cubs and 8/9 at Minnesota ... become the first player in White Sox history to hit two-plus home runs with five-plus RBI in consecutive games, and the first in MLB since Washington's Bryce Harper from 5/6-8/15 (off day on 5/7) ... additional information on Jiménez's historic feat (courtesy of Elias, BR Stathead and STATS LLC):
  - *Joined Cincinnati's Lee May (doubleheader on 7/15/69) as only MLB players with 2-plus HR and 5-plus RBI within the first five innings in back-to-back games since RBI became an official stat in 1920;*
  - *Became the seventh player in Sox history to record consecutive multihomer efforts, and first since José Abreu on 8/21-22/20 at the Cubs;*
  - *First player in White Sox history to record five-plus RBI in back-to-back games, and first in MLB since Minnesota's Nelson Cruz from 8/2-3/19;*
  - *His 10 RBI tied Jim Thome (7/12-17/2009) and Robin Ventura (9/3-4/1995) for the most in Sox history over a two-game stretch.*
- **Rapid Fire to 50:** Hit his 50th career home run on 8/9 at Minnesota off Beau Burrows in the second inning ... became the fastest player in Sox history to reach 50 homers (187 games), breaking the mark of 218 games shared by Abreu and Ron Kittle.

- Went 2-4, with a home run and three RBI on 8/12 against the Yankees in the Field of Dreams game in Dyersville, Iowa.
- Recorded a season-high 13-game hitting streak from 8/11-24, tying his career high (also 9/8-22/19) ... hit .327 (18-55) with two doubles, one home run and 10 RBI during the streak.
- Snapped a 12-game homerless stretch with a solo shot on 8/26 at Toronto and a 16-game stretch on 9/23-1 at Cleveland (White Sox AL Central division-clinching win).
- Went 1-4 with a three-run homer on 8/29 vs. the Cubs ... finished the season 8-22 (.364) with three doubles, three homers, 10 RBI, three walks, seven runs scored and a 1.349 OPS in six games vs. the Cubs in 2021.
- On 9/15 hit his sixth double of the year, snapping a season-high 10 consecutive games without an extra base ... during that stretch had a .194 (7-36) batting average.
- Connected his ninth home run of the season on 9/23 in the first game of the doubleheader at Cleveland ... went 4-1 with one RBI in the White Sox Central Division clinching victory 7-2.
- Recorded his second three-hit game of the season on 9/27 at Detroit, including his 10th and final homer of the season and final two RBI.



WHITE SOX OVERVIEW

COACHING STAFF

PLAYERS & ROSTER

2021 SEASON REVIEW

POSTSEASON HISTORY

MINOR LEAGUES

MEDIA & MISC.

CAREER BATTING RECORD

YEAR	CLUB	AVG	G	AB	R	H	TB	2B	3B	HR	RBI	SH	SF	HB	BB	SO	SB	CS	OBP	SLG	OPS
2014	AZL Cubs	.227	42	150	13	34	55	8	2	3	27	0	4	0	10	32	3	1	.268	.367	.635
2015	Eugene	.284	57	232	36	66	97	10	0	7	33	0	2	1	15	43	3	2	.328	.418	.746
2016	South Bend	.329	112	432	65	142	230	*40	3	14	81	0	3	4	25	94	8	3	.369	*.532	.901
2017	Myrtle Beach	.271	42	155	23	42	76	6	2	8	32	0	0	1	18	35	0	0	.351	.490	.841
	Winston-Salem	.345	29	110	20	38	75	11	1	8	26	0	0	0	12	21	0	2	.410	.682	1.092
	Birmingham	.353	18	68	11	24	38	5	0	3	7	0	0	0	5	16	1	1	.397	.559	.956
2018	Birmingham	.317	53	205	36	65	114	15	2	10	42	0	4	1	18	39	0	0	.368	.556	.925
	Charlotte	.355	55	211	28	75	126	13	1	12	33	0	1	2	14	30	0	1	.399	.597	.996
2019	Charlotte	.318	5	22	3	7	11	1	0	1	1	0	0	0	5	0	0	.318	.500	.818	
	WHITE SOX	.267	122	468	69	125	240	18	2	31	79	0	2	4	30	134	0	0	.315	.513	.828
2020	WHITE SOX	.296	55	213	26	63	119	14	0	14	41	0	1	0	12	56	0	0	.332	.559	.891
2021	Winston-Salem	.429	2	7	2	3	6	0	0	1	2	0	0	0	1	0	0	0	.500	.857	1.357
	Charlotte	.263	10	38	3	10	15	2	0	1	2	0	1	0	2	14	0	0	.293	.395	.687
	WHITE SOX	.249	55	213	23	53	93	10	0	10	37	0	0	1	16	57	0	0	.303	.437	.740
<b>MINOR TOTALS</b>		<b>.310</b>	<b>425</b>	<b>1630</b>	<b>240</b>	<b>506</b>	<b>843</b>	<b>111</b>	<b>11</b>	<b>68</b>	<b>286</b>	<b>0</b>	<b>15</b>	<b>9</b>	<b>120</b>	<b>329</b>	<b>15</b>	<b>10</b>	<b>.358</b>	<b>.517</b>	<b>.875</b>
<b>MLB TOTALS</b>		<b>.270</b>	<b>232</b>	<b>894</b>	<b>118</b>	<b>241</b>	<b>452</b>	<b>42</b>	<b>2</b>	<b>55</b>	<b>157</b>	<b>0</b>	<b>4</b>	<b>5</b>	<b>58</b>	<b>247</b>	<b>0</b>	<b>0</b>	<b>.316</b>	<b>.506</b>	<b>.822</b>

\*Led League

CAREER TRANSACTIONS

- Signed by Chicago-NL as a free agent (8/1/13).
- Traded by Chicago-NL with RHP Dylan Cease, INF Bryant Flete and 1B Matt Rose to the White Sox for LHP José Quintana (7/13/17).
- On White Sox bereavement/family medical emergency list (4/22-26/19).
- On White Sox injured list with a sprained right ankle (4/28-5/19/19); included rehab assignment to Class AAA Charlotte (5/14-19/19).
- On White Sox injured list with a right ulnar nerve contusion (7/17-27/19).
- On White Sox injured list with a torn left pectoral tendon (3/29-7/6); included minor-league rehab assignment (7/9-25/21).

CAREER FIELDING RECORD

POSITION	PCT	G	GS	TC	PO	A	E	DP
Left Field	.985	205	205	329	317	7	5	1

CAREER GAME BESTS AND HOME RUN INFORMATION

**HITS** — 4 (8/1/20 at K.C.) ... **HR** — 2 (6x, last 8/9/21 at MIN) ... **RBI** — 6 (6/14/19 vs. NYY)  
**RUNS** — 3 (5x, last 8/27/21 vs. CHC) ... **SB** — NONE ... **HITTING STREAK** — 13 games (9/8-22/19)  
**GAME-ENDING HOME RUNS** — NONE ... **GRAND SLAMS** — 2 (last 9/20/19 at DET)  
**MULTIHOME GAMES** — 4 (last 9/3/19 at CLE) ... **PINCH-HIT HOME RUNS** — NONE  
**INSIDE-THE-PARK HOME RUNS** — NONE ... **LEADOFF HOME RUNS** — NONE

WILD CARD RECORD

YEAR	CLUB	AVG	G	AB	R	H	TB	2B	3B	HR	RBI	SH	SF	HB	BB	SO	SB	CS	OBP	SLG	OPS
2020	SOX vs. OAK	.500	1	2	0	1	2	1	0	0	0	0	0	0	0	0	0	0	.500	1.000	1.500



# 60 DALLAS KEUCHEL

LEFT-HANDED PITCHER | L-L | 6-2 | 210

**Given Name:** Dallas Keuchel

**2022 Opening Day Age:** 34 (January 1, 1988)

**Birthplace and Residence:** Tulsa, Okla.

**First Pro Contract:** Houston Astros, selected in the seventh round, June 2009 First-Year Player Draft

**Sox Acquisition:** Signed as a free agent, December 30, 2019

**Contract Status:** Signed through 2022 (club option for 2023)

**MLB Service:** 9.031

**Instagram:** @kidkeuchy60 | **Twitter:** @kidkeuchy



WHITE SOX OVERVIEW

COACHING STAFF

PLAYERS & ROSTER

2021 SEASON REVIEW

POSTSEASON HISTORY

MINOR LEAGUES

MEDIA & MISC.

## 2021 SEASON

● **Season Overview:** Finished his second season with the White Sox with 99 career victories ... his ERA rose from 1.99 in 2020 to 5.28, while his opponents slash line went from .218/.271/.286 to .290/.355/.472.

● **A Tale of Two Seasons:** Went 6-1 with a 3.78 ERA (33 ER/78.2 IP) over his first 14 starts and 3-8 with a 6.70 ERA (62 ER/83.1 IP) over his final 18 outings (16 starts).

● **By the Numbers:** Issued a career-high 3.28 walks per 9.0 IP with a career-low 1.61 strikeout-to-walk ratio ... made nine quality starts ... Sox were 15-15 in his starts ... also made his first two relief appearances since 2013.

● **Leaving the Yard:** Allowed a career-high 25 home runs (previous high was 20), up from two in 2020 ... gave up a career-high tying three home runs three times in 28 starts.

● **Thanks for Your Support:** Received an average of 6.50 runs of support per 9.0 IP, (117 RS/162.0 IP), the third-highest mark in the American League ... teammate Dylan Cease ranked second in the AL at 6.85, and Lucas Giolito was sixth at 5.59.

● **Ground and Pound:** Ranked among the MLB leaders in groundball/flyball ratio (1st, 2.52), opponent GIDP (2nd, 21) and groundball percentage (2nd, 54.9).

● **Left Turn:** Left-handers hit .304/.361/.467 (41-135) with four home runs, compared to his career average of .225/.271/.329 with 24 home runs entering the season.

● **Soft Contact:** Registered an exit velocity average of 88.1 mph, 13th-lowest among American League pitchers and sixth-lowest among AL left-handers (minimum 150.0 IP).

● Made his season debut on 4/2 at the Angels ... received a no decision after allowing six runs (three earned) on five hits with two walks and four strikeouts over 4.0 IP.

● Recorded his first win of the season on 4/18-1 at Boston ... allowed two runs on six hits with one strikeout in 5.0 IP.

● Received a ND on 4/24 vs. Texas despite allowing seven hits in 6.0 IP ... worked into the seventh for the first time this season.

● Worked 7.0 scoreless IP on 5/5 at Cincinnati ... received a ND despite allowing just two hits with three walks and one strikeout ... the White Sox lost, 1-0, in 10 innings.

● Threw 7.0 scoreless IP on 6/15 vs. Tampa Bay, allowing four hits with one walk and five strikeouts to improve to 6-1.

● Suffered the loss on 6/20 at Houston in first career start against his former club ... allowed six runs (three earned) on seven hits with four walks and three strikeouts over 2.2 IP ... marked his shortest outing since 8/6/13 vs. Boston (4 ER/0.2 IP) ... Lance McCullers Jr., a former teammate and close friend, started for the Astros.

● **Starter Provides Relief:** Pitched in relief in the resumption of a suspended game from 6/26 vs. Seattle ... the game was resumed on 6/27, and he entered in the third inning ... received a ND after allowing two runs on six hits with four strikeouts over 5.0 IP ... marked his first relief appearance since Game 5 of the 2015 ALDS at Kansas City, and 10th in the regular season.

● Surrendered a season-high seven runs on seven hits over 4.0 IP in a loss on 7/3 at Detroit.

● Capped his first half with a win on 7/9 at Baltimore, allowing one run on seven hits over 7.0 IP ... marked his longest outing since 5/17 at Minnesota (3 ER/7.0 IP).

● Earned his first win of the second half on 8/16 vs. Oakland (2 ER/5.0 IP) ... went 0-3 with a 12.89 ERA (21 ER/14.2 IP) over his next four starts, allowing 31 hits (.425 opponents average).

● Went 1-0 with a 3.38 ERA (6 ER/16.0 IP) over his final three starts of the season, despite recording a 2.00 WHIP ... earned his 99th career victory in his final start on 9/27 at Detroit (2 ER/5.0 IP).

● His final appearance came out of the bullpen on 10/2 vs. Detroit when he gave up three runs on four hits over 0.2 IP.

## CAREER HIGHLIGHTS

● Owns 13 games of postseason experience (12 starts) with Houston and the White Sox.

● Is a two-time American League All-Star (2015, '17) and four-time Rawlings Gold Glove Award winner (2014-16, '18).

● Won the 2015 AL Cy Young Award and finished fifth in the Most Valuable Player voting after going 20-8 with a 2.48 ERA and 216 strikeouts over 33 starts with Houston.

● Since 2012, leads all major-league pitchers in ground ball percentage (58.8) and in GB/FB ratio (2.91) ... those marks also are the second and fourth-best in the majors since the statistics were first tracked in 1987.

● Is one of just 10 pitchers in baseball (four left-handers) since 2015 to win 20-plus games in a season.



**CAREER PITCHING RECORD**

YEAR	CLUB	W-L	PCT	ERA	G	GS	CG	SHO	SV	IP	H	R	ER	HR	HB	BB-I	SO	WP	BK	AVG
2009	Tri-City	2-3	.400	2.70	11	10	0	0	0	56.2	52	18	17	2	2	9-0	44	2	0	.240
2010	Lancaster	5-8	.385	3.36	19	18	3	0	0	120.2	129	58	45	10	2	25-1	97	3	0	.273
	Corpus Christi	2-6	.250	4.70	9	9	0	0	0	53.2	59	32	28	2	1	11-2	36	0	0	.285
2011	Corpus Christi	9-7	.563	3.17	20	20	1	1	0	127.2	116	49	45	9	4	27-0	76	6	0	.244
	Oklahoma City	1-1	.500	7.50	7	7	0	0	0	36.0	52	30	30	5	0	12-1	15	0	1	.354
2012	Oklahoma City	6-4	.600	3.90	16	16	2	1	0	92.1	92	46	40	5	0	20-3	50	1	1	.264
	HOUSTON	3-8	.273	5.27	16	16	1	0	0	85.1	93	56	50	14	1	39-1	38	2	0	.286
2013	HOUSTON	6-10	.375	5.15	31	22	0	0	0	153.2	184	96	88	20	5	52-3	123	7	0	.297
	Oklahoma City	1-0	1.000	0.00	1	1	1	1	0	6.0	3	0	0	0	0	0-0	5	0	0	.150
2014	HOUSTON	12-9	.571	2.93	29	29	5	1	0	200.0	187	71	65	11	7	48-2	146	7	0	.252
2015	HOUSTON	20-8	.714	2.48	33	33	3	2	0	232.0	185	68	64	17	2	51-0	216	9	0	.217
2016	HOUSTON	9-12	.429	4.55	26	26	1	1	0	168.0	168	88	85	20	2	48-1	144	9	0	.259
2017	HOUSTON	14-5	.737	2.90	23	23	1	0	0	145.2	116	50	47	15	2	47-0	125	1	2	.218
	Corpus Christi	0-0	.000	0.00	1	1	0	0	0	3.0	2	0	0	0	0	1-0	3	0	1	.182
	Tri-City	1-0	1.000	1.80	1	1	0	0	0	5.0	3	1	1	0	1	0-0	5	0	0	.167
2018	HOUSTON	12-11	.522	3.74	34	34	1	0	0	204.2	211	92	85	18	2	58-0	153	9	0	.263
2019	Rome	0-0	.000	0.00	1	1	0	0	0	7.0	1	0	0	0	0	1-0	9	0	0	.045
	Mississippi	0-0	.000	3.86	1	1	0	0	0	7.0	11	3	3	0	0	1-0	4	1	0	.379
	ATLANTA	8-8	.500	3.75	19	19	0	0	0	112.2	115	50	47	16	9	39-1	91	6	0	.265
2020	WHITE SOX	6-2	.750	1.99	11	11	0	0	0	63.1	52	15	14	2	0	17-0	42	0	0	.218
2021	WHITE SOX	9-9	.500	5.28	32	30	0	0	0	162.0	189	105	95	25	7	59-1	95	5	0	.290
<b>MINOR TOTALS</b>		<b>27-29</b>	<b>.482</b>	<b>3.65</b>	<b>87</b>	<b>85</b>	<b>7</b>	<b>3</b>	<b>0</b>	<b>515.0</b>	<b>520</b>	<b>237</b>	<b>209</b>	<b>33</b>	<b>10</b>	<b>107-7</b>	<b>344</b>	<b>13</b>	<b>3</b>	<b>.264</b>
<b>A.L. TOTALS</b>		<b>88-66</b>	<b>.571</b>	<b>3.68</b>	<b>219</b>	<b>208</b>	<b>11</b>	<b>4</b>	<b>0</b>	<b>1329.1</b>	<b>1292</b>	<b>585</b>	<b>543</b>	<b>128</b>	<b>27</b>	<b>380-7</b>	<b>1044</b>	<b>47</b>	<b>0</b>	<b>.254</b>
<b>N.L. TOTALS</b>		<b>11-16</b>	<b>.407</b>	<b>4.41</b>	<b>35</b>	<b>35</b>	<b>1</b>	<b>0</b>	<b>0</b>	<b>198.0</b>	<b>208</b>	<b>106</b>	<b>97</b>	<b>30</b>	<b>10</b>	<b>78-2</b>	<b>129</b>	<b>8</b>	<b>0</b>	<b>.274</b>
<b>SOX TOTALS</b>		<b>15-11</b>	<b>.577</b>	<b>4.35</b>	<b>43</b>	<b>41</b>	<b>9</b>	<b>9</b>	<b>9</b>	<b>225.1</b>	<b>241</b>	<b>120</b>	<b>109</b>	<b>27</b>	<b>7</b>	<b>76-1</b>	<b>137</b>	<b>5</b>	<b>0</b>	<b>.271</b>
<b>MLB TOTALS</b>		<b>99-82</b>	<b>.547</b>	<b>3.77</b>	<b>254</b>	<b>243</b>	<b>12</b>	<b>4</b>	<b>0</b>	<b>1527.1</b>	<b>1500</b>	<b>691</b>	<b>640</b>	<b>158</b>	<b>37</b>	<b>458-9</b>	<b>1173</b>	<b>55</b>	<b>0</b>	<b>.256</b>

**CAREER TRANSACTIONS**

- Selected by Houston in the seventh round of the First-Year Player Draft (6/09).
- On Houston injured list with pinched nerve in neck (5/17-27/17).
- On Houston injured list with neck discomfort (6/5-7/28/17); included rehab assignment at Class AA Corpus Christi (7/17-27/17).
- Signed by Atlanta as a free agent (6/8/19).
- Signed by the White Sox as a free agent (12/29/19).
- On White Sox injured list with back spasms (9/7-18/20).

**CAREER FIELDING RECORD**

POSITION	PCT	G	GS	TC	PO	A	E	DP
Pitcher	.975	254	243	399	89	300	10	22

**CAREER PITCHING BREAKDOWN**

**Quality Starts** — Career: 142; **2021**: 9; **2020**: 5; **2019**: 12; **2018**: 20; **2017**: 16; **2016**: 16; **2015**: 27; **2014**: 21; **2013**: 10; **2012**: 6.  
**Club Record As A Starter** — Career: 131-112; **2021**: 15-15; **2020**: 7-4; **2019**: 10-9; **2018**: 19-15; **2017**: 16-7; **2016**: 12-14; **2015**: 23-10; **2014**: 17-12; **2013**: 8-14; **2012**: 4-12.  
**Starts Lasting At Least 6.0 | 7.0 | 8.0 IP** — Career: 169 | 88 | 26; **2021**: 12 | 4 | 0; **2020**: 5 | 2 | 1; **2019**: 12 | 5 | 0; **2018**: 23 | 9 | 2; **2017**: 18 | 10 | 2; **2016**: 21 | 11 | 3; **2015**: 32 | 21 | 7; **2014**: 25 | 16 | 8; **2013**: 14 | 6 | 1; **2012**: 7 | 2 | 1.

**CAREER GAME BESTS AS STARTER**

**SO** — 13 (7/19/15 vs. TEX, 7.0 IP) ... **IP** — 9.0 (9x, last 4/25/17 at CLE) ... **CG** — 12 (last 4/16/18 at SEA, 8.0 IP)  
**SHO** — 4 (last 8/5/16 vs. TEX) ... **WIN STREAK** — 11 games (8/21/16-6/2/17) ... **SCORELESS STREAK** — 20.2 IP (5/8-19/14)

**WILD CARD RECORD**

YEAR	CLUB	W-L	PCT	ERA	G	GS	CG	SHO	SV	IP	H	R	ER	HR	HB	BB-I	SO	WP	BK	AVG
2015	HOU vs. NYY	1-0	1.000	0.00	1	1	0	0	0	6.0	3	0	0	0	0	1-0	7	0	0	.143
2020	SOX vs. OAK	0-1	.000	8.10	1	1	0	0	0	3.1	6	5	3	2	0	0-0	4	0	0	.353
<b>TOTALS</b>		<b>1-1</b>	<b>.500</b>	<b>2.89</b>	<b>2</b>	<b>2</b>	<b>0</b>	<b>0</b>	<b>0</b>	<b>9.1</b>	<b>9</b>	<b>5</b>	<b>3</b>	<b>2</b>	<b>9</b>	<b>1-0</b>	<b>11</b>	<b>0</b>	<b>0</b>	<b>.237</b>

**DIVISION SERIES RECORD**

YEAR	CLUB	W-L	PCT	ERA	G	GS	CG	SHO	SV	IP	H	R	ER	HR	HB	BB-I	SO	WP	BK	AVG
2015	HOU vs. K.C.	1-0	1.000	4.50	2	1	0	0	0	8.0	7	4	4	2	0	4-2	7	1	0	.226
2017	HOU vs. BOS	1-0	1.000	1.59	1	1	0	0	0	5.2	3	1	1	0	0	3-0	7	0	0	.150
2018	HOU vs. CLE	0-0	.000	3.60	1	1	0	0	0	5.0	4	2	2	1	0	1-0	2	0	0	.235
2019	ATL vs. STL	0-0	.000	4.50	2	2	0	0	0	8.0	9	4	4	3	0	4-1	4	0	0	.300
<b>TOTALS</b>		<b>2-0</b>	<b>1.000</b>	<b>3.24</b>	<b>6</b>	<b>5</b>	<b>0</b>	<b>0</b>	<b>0</b>	<b>26.2</b>	<b>23</b>	<b>11</b>	<b>11</b>	<b>6</b>	<b>0</b>	<b>12-3</b>	<b>20</b>	<b>1</b>	<b>0</b>	<b>.235</b>

**LEAGUE CHAMPIONSHIP SERIES RECORD**

YEAR	CLUB	W-L	PCT	ERA	G	GS	CG	SHO	SV	IP	H	R	ER	HR	HB	BB-I	SO	WP	BK	AVG
2017	HOU vs. NYY	1-1	.500	3.09	2	2	0	0	0	11.2	11	4	4	0	0	2-0	18	0	0	.239
2018	HOU vs. BOS	0-0	.000	3.60	1	1	0	0	0	5.0	4	2	2	0	0	2-0	0	0	0	.211
<b>TOTALS</b>		<b>1-1</b>	<b>.500</b>	<b>3.24</b>	<b>3</b>	<b>3</b>	<b>0</b>	<b>0</b>	<b>0</b>	<b>16.2</b>	<b>15</b>	<b>6</b>	<b>6</b>	<b>0</b>	<b>0</b>	<b>4-0</b>	<b>18</b>	<b>0</b>	<b>0</b>	<b>.231</b>

**WORLD SERIES RECORD**

YEAR	CLUB	W-L	PCT	ERA	G	GS	CG	SHO	SV	IP	H	R	ER	HR	HB	BB-I	SO	WP	BK	AVG
2017	HOU vs. LAD	0-1	.000	5.23	2	2	0	0	0	10.1	11	7	6	2	0	3-0	7	0	0	.289

# 46 CRAIG KIMBREL

RIGHT-HANDED PITCHER | R-R | 6-0 | 215

**Given Name:** Craig Michael Kimbrel

**2022 Opening Day Age:** 33 (May 28, 1988)

**Birthplace:** Huntsville, Ala. | **Residence:** Shelbyville, Tenn.

**First Pro Contract:** Atlanta Braves, selected in the 33rd round, June 2008 First-Year Player Draft

**Sox Acquisition:** Acquired from the Chicago Cubs in exchange for RHP Codi Heuer and INF Nick Madrigal, July 30, 2021

**Contract Status:** Signed through 2021 (2022 club option)

**MLB Service:** 10.161

**Twitter:** @Kimbrel46



## 2021 SEASON

● **MLB Relief Leaders:** *Opp. Average (3rd, .150); SO/9.0 IP (3rd, 15.08); Strikeouts (5th, 100); WHIP (7th, 0.91); Opp. OBP (T8th, .243); Opp. OPS (T7th, .514)*

● Combined to go 4-5 with a 2.26 ERA (15 ER/59.2 IP), 24 saves, seven holds, 100 strikeouts, a .150 (31-206) opponents average and 0.91 WHIP in 63 relief appearances between the Cubs and White Sox ... was acquired by the Sox on 7/30 just prior to the trade deadline.

● His 24 saves were his most since 42 with Boston in 2018 ... his 100 strikeouts were his most 2017 with the Red Sox (126).

● Struck out 13.0-plus batters per 9.0 IP for the 14th straight season ... reached triple digits in strikeouts for the fourth time.

● Allowed just 6.7 percent of inherited runners to score ... first batters faced went just 9-55 (.164).

● Passed the following pitchers on the all-time saves list during the season: Troy Percival (358), Jeff Reardon (367) and Jonathan Papelbon (368).

● Pitched 18 times with zero rest and went 4-4 in save opportunities, did not allow a hit or run and struck out 15 in 10.0 IP.

● Did not allow a run in April (10.0 IP; 15 SO), June (8.1 IP; 16 SO) and July (7.1 IP; 13 SO).

● Limited left-handers to a .143/.220/.286 (14-98) slash line ... opponents overall went 8-48 (.167) with RISP and 13-86 (.151) with runners on base.

● Opened the season on a 10-game scoreless streak from 4/3-5/1 ... allowed just three hits (all singles) with 17 strikeouts and five saves (five chances) in 11.0 IP during the streak.

● Worked a scoreless inning with three strikeouts in his season debut on 4/3 vs. Pittsburgh ... recorded his 350th career save on 4/8 at the Pirates.

● Allowed an unearned run on 5/2 at Cincinnati and an earned run on 5/4 vs. Dodgers to snap his scoreless and zero-earned runs streaks ... his 5/4 game also resulted in his first blown save.

● **Make 'em Earn It:** Made 25 consecutive appearances without allowing an earned run from 5/18-8/1 ... surrendered two unearned runs on six hits with 41 strikeouts in 23.0 IP ... was charged with an unearned run on 5/23 vs. St. Louis and 7/21 at the Cardinals ... the stretch included a 17-game scoreless streak from 5/25-7/20 (28 SO/15.2 IP).

● Converted 16 consecutive save opportunities from 5/18-7/25 ... surrendered just three hits with two walks and 26 strikeouts in 14.2 IP ... tallied multiple strikeouts in 10 outings.

● Earned his first win of 2021 on 5/23 vs. the Cardinals.

● Did not allow a hit in 11 straight outings from 5/28-7/3 (29 at-bats; 31 batters faced).

● Threw a scoreless ninth on 6/24 at the Dodgers to secure the first combined no-hitter in Cubs history

● Struck out the side in a scoreless ninth and earned his second victory in his final game with the Cubs on 7/26 vs. the Reds.

## KIMBREL AMONG ACTIVE RELIEVERS

Category	Rank	No.
ERA	1st	2.18
Strikeouts	1st	1,026
Saves	1st	72
Opp. OPS	1st	.513
Opp. AVG	1st	.158
WHIP	2nd	0.95
SO/9.0 IP	2nd	14.70
BR/9.0 IP	2nd	8.95
Opp. OBP	2nd	.252
Opp. SLG	2nd	.261
SO/BB	10th	4.07

## MLB SAVES LEADERS (TOP 10 ALL-TIME)

Pitcher	SV
Mariano Rivera	652
Trevor Hoffman	601
Lee Smith	478
Francisco Rodriguez	437
John Franco	424
Billy Wagner	422
Dennis Eckersley	390
Joe Nathan	377
<b>Craig Kimbrel</b>	<b>372</b>
Jonathan Papelbon	368

● Was traded by the Cubs to the White Sox in exchange for RHP Codi Heuer and INF Nick Madrigal on 7/30.

● Made his Sox debut on 7/31 vs. Cleveland, striking out one in a perfect inning ... suffered a blown save on 8/6 at the Cubs after allowing a game-tying, three-run home run to Andrew Romine in the bottom of the eighth.

● Earned his first hold with the White Sox on 8/12 vs. the Yankees in the "MLB at Field of Dreams" Game in Dyersville, Iowa ... struck out two in 1.0 scoreless IP.

● Worked a scoreless ninth with a strikeout for his first save with the White Sox on 8/26 at Toronto.

● Earned his two wins with the White Sox on 9/4 at Kansas City (1.0 scoreless IP) and 9/12 vs. Boston (1 ER/1.0 IP).

## CAREER HIGHLIGHTS

● His 372 saves are the most among active relievers and ninth-most all-time ... his 41.3 percent strikeout rate is the highest in major league history (minimum 2,000 batters faced).

● Is the only pitcher to win both the Mariano Rivera AL Reliever of the Year Award (2017) and the Trevor Hoffman NL Reliever of the Year Award (2014) ... both awards started in 2014.

● Led the NL in saves from 2011-14, a run highlighted by being named Rookie of the Year in 2011, a career-high 50 saves in 2013 and four-straight NL All-Star seasons ... earned unanimous N.L. Rookie of the Year honors in 2011 with Atlanta.

● Made the A.L. All-Star team in each of his three years with the Red Sox (2016-18).

● Is the youngest pitcher to reach 300 career saves and the only pitcher in history with more saves (372) than hits allowed (347)

● Has recorded five 40-plus save seasons, and reached 30-plus saves in eight consecutive years from 2011-18.

● Is 0-1 with a 3.68 ERA (9 ER/22.0 IP), seven saves (seven chances), 27 strikeouts, a 1.27 WHIP and .189 opponents average in 20 career playoff appearances ... won a World Series championship with the 2018 Red Sox ... has pitched in four of the last five postseasons (2016-18, '20).

**CAREER PITCHING RECORD**

YEAR	CLUB	W-L	PCT	ERA	G	GS	CG	SHO	SV	IP	H	R	ER	HR	HB	BB-I	SO	WP	BK	AVG
2008	Danville	1-2	.333	0.47	12	0	0	0	6	19.0	5	4	1	0	3	10-1	27	4	0	.076
	Rome	2-0	1.000	0.71	10	0	0	0	4	12.2	6	1	1	0	0	4-0	26	0	0	.140
	Myrtle Beach	0-0	.000	0.00	2	0	0	0	0	3.2	5	0	0	0	0	1-0	3	0	0	.385
2009	Rome	0-0	.000	0.90	16	0	0	0	10	20.0	9	2	2	0	1	6-0	38	0	0	.132
	Myrtle Beach	0-2	.000	5.47	19	0	0	0	2	26.1	18	19	16	2	1	28-1	45	8	1	.200
	Mississippi	2-1	.667	0.77	12	0	0	0	6	11.2	3	1	1	0	1	7-0	17	1	0	.083
	Gwinnett	0-0	.000	0.00	2	0	0	0	0	2.0	0	0	0	0	0	4-0	3	1	0	.000
2010	Gwinnett	3-2	.600	1.62	48	0	0	0	23	55.2	28	13	10	3	4	35-0	83	8	1	.148
	ATLANTA	4-0	1.000	0.44	21	0	0	0	1	20.2	9	2	1	0	0	16-1	40	4	0	.125
2011	ATLANTA	4-3	.571	2.10	79	0	0	0	#46	77.0	48	19	18	3	1	32-1	127	4	0	.178
2012	ATLANTA	3-1	.750	1.01	63	0	0	0	#42	62.2	27	7	7	3	2	14-0	116	5	0	.126
2013	ATLANTA	4-3	.571	1.21	68	0	0	0	*50	67.0	39	10	9	4	3	20-2	98	3	0	.166
2014	ATLANTA	0-3	.000	1.61	63	0	0	0	*47	61.2	30	13	11	2	2	26-0	95	6	0	.142
2015	SAN DIEGO	4-2	.667	2.58	61	0	0	0	39	59.1	40	19	17	6	1	22-1	87	4	0	.185
2016	BOSTON	2-6	.250	3.40	57	0	0	0	31	53.0	28	22	20	4	4	30-0	83	6	0	.152
	Pawtucket	0-0	.000	0.00	1	1	0	0	0	0.1	1	0	0	0	1	0-0	0	0	0	.500
2017	BOSTON	5-0	1.000	1.43	67	0	0	0	35	69.0	33	11	11	6	4	14-0	126	5	0	.140
2018	BOSTON	5-1	.833	2.74	63	0	0	0	42	62.1	31	19	19	7	2	31-0	96	7	0	.146
2019	Iowa	0-0	.000	2.45	4	1	0	0	0	3.2	2	1	1	1	0	1-0	4	0	0	.154
	CHICAGO-NL	0-4	.000	6.53	23	0	0	0	13	20.2	21	15	15	9	2	12-0	30	0	0	.259
2020	CHICAGO-NL	0-1	.000	5.28	18	0	0	0	2	15.1	10	9	9	2	2	12-1	28	4	0	.182
2021	CHICAGO-NL	2-3	.400	0.49	39	0	0	0	23	36.2	13	6	2	1	0	13-0	64	3	1	.106
	WHITE SOX	2-2	.500	5.09	24	0	0	0	1	23.0	18	13	13	5	3	10-1	36	5	0	.217
<b>MINOR TOTALS</b>		<b>8-7</b>	<b>.533</b>	<b>1.86</b>	<b>126</b>	<b>2</b>	<b>0</b>	<b>0</b>	<b>51</b>	<b>155.0</b>	<b>77</b>	<b>41</b>	<b>32</b>	<b>6</b>	<b>11</b>	<b>96-2</b>	<b>246</b>	<b>22</b>	<b>2</b>	<b>.146</b>
<b>A.L. TOTALS</b>		<b>14-9</b>	<b>.609</b>	<b>2.73</b>	<b>211</b>	<b>0</b>	<b>0</b>	<b>0</b>	<b>109</b>	<b>207.1</b>	<b>110</b>	<b>65</b>	<b>63</b>	<b>22</b>	<b>13</b>	<b>85-1</b>	<b>341</b>	<b>23</b>	<b>0</b>	<b>.154</b>
<b>N.L. TOTALS</b>		<b>21-20</b>	<b>.512</b>	<b>1.90</b>	<b>435</b>	<b>0</b>	<b>0</b>	<b>0</b>	<b>263</b>	<b>421.0</b>	<b>237</b>	<b>100</b>	<b>89</b>	<b>30</b>	<b>13</b>	<b>167-6</b>	<b>685</b>	<b>33</b>	<b>13</b>	<b>.160</b>
<b>MLB TOTALS</b>		<b>35-29</b>	<b>.547</b>	<b>2.18</b>	<b>646</b>	<b>0</b>	<b>0</b>	<b>0</b>	<b>372</b>	<b>628.1</b>	<b>347</b>	<b>165</b>	<b>152</b>	<b>52</b>	<b>26</b>	<b>252-7</b>	<b>1026</b>	<b>56</b>	<b>1</b>	<b>.158</b>

\*Led League #Tied For League Lead

**CAREER TRANSACTIONS**

- Selected by Atlanta in 33rd round of the First-Year Player Draft (6/08).
- Traded by Atlanta with OF Melvin Upton Jr. to San Diego in exchange for OF Cameron Maybin, OF Carlos Quentin, OF Jordan Paroubeck and RHP Matt Wisler (4/5/15).
- Traded by San Diego to Boston in exchange for INF Carlos Asuaje, LHP Logan Allen, INF Javier Guerra and OF Manuel Margot (11/13/15).
- On Boston's injured list with a torn left meniscus (7/7-8/1/16); included rehan assignment to Class AAA Pawtucket (7/30-8/1/16).
- Signed by Chicago-NL as a free agent (6/7/19).
- On Chicago-NL injured list with right knee inflammation (8/4-18/19).
- On Chicago-NL injured list with right knee inflammation (9/2-19/19).
- Traded by Chicago-NL to the White Sox in exchange for RHP Codi Heuer and INF Nick Madrigal (7/30/21).

**CAREER FIELDING RECORD**

POSITION	PCT	G	GS	TC	PO	A	E	DP
Pitcher	.970	646	0	67	25	40	2	2

**CAREER PITCHING BREAKDOWN**

**Save Pct. — Career:** 89.6 (372-415); **2021:** 82.6 (24-29); **2020:** .667 (2-3); **2019:** 81.3 (13-16); **2018:** 89.4 (42-47); **2017:** 89.7 (35-39); **2016:** 93.9 (31-33); **2015:** 90.7 (39-43); **2014:** 92.2 (47-51); **2013:** 92.6 (50-54); **2012:** 93.3 (42-45); **2011:** 85.2 (46-54); **2010:** 1.000 (1-1)

**Holds — Career:** 14; **2021:** 7; **2020:** 3; **2017:** 1; **2016:** 1; **2010:** 2

**Inherited Runners/Scored (Pct.) — Career:** 93/16 (17.2); **2021:** 15/1 (6.7); **2020:** 1/0 (0.0); **2019:** 0/0 (—); **2018:** 16/5 (31.3); **2017:** 13/1 (7.7); **2016:** 15/4 (26.7); **2015:** 5/1 (20.0); **2014:** 14/2 (14.3); **2013:** 3/1 (33.3); **2012:** 4/0 (0.0); **2011:** 4/0 (0.0); **2010:** 3/1 (33.3)

**First Batter Efficiency — Career:** .169 (97-572); **2021:** .164 (9-55); **2020:** .267 (4-15); **2019:** .238 (5-21); **2018:** .167 (9-54); **2017:** .210 (13-62); **2016:** .122 (6-49); **2015:** .127 (7-55); **2014:** .145 (8-55); **2013:** .180 (11-61); **2012:** .200 (12-60); **2011:** .143 (10-70); **2010:** .200 (3-15)

**CAREER GAME BESTS AS RELIEVER**

**SO — 5** (3x; last 6/6/17 at NYY) ... **IP — 2.0** (4x; last 4/20/17at TOR) ... **WINNING STREAK — Five** games (2x; last 4/29-9/9/18)  
**SCORELESS IP STREAK — 37.2** (6/14-9/8/11) ... **SAVES CONVERTED STREAK — 37** (5/9-9/14/13)

**WILD CARD RECORD**

YEAR	CLUB	W-L	PCT	ERA	G	GS	CG	SHO	SV	IP	H	R	ER	HR	HB	BB-I	SO	WP	BK	AVG
2012	ATL vs. STL	0-0	.000	0.00	1	0	0	0	0	1.0	0	0	0	0	0	0-0	1	0	0	.000
2020	CUBS vs. MIA	0-0	.000	0.00	1	0	0	0	0	1.1	0	0	0	0	0	2-0	2	0	0	.000
<b>TOTALS</b>		<b>0-0</b>	<b>.000</b>	<b>0.00</b>	<b>2</b>	<b>0</b>	<b>0</b>	<b>0</b>	<b>0</b>	<b>2.1</b>	<b>0</b>	<b>0</b>	<b>0</b>	<b>0</b>	<b>0</b>	<b>2-0</b>	<b>3</b>	<b>0</b>	<b>0</b>	<b>.000</b>

**DIVISION SERIES RECORD**

YEAR	CLUB	W-L	PCT	ERA	G	GS	CG	SHO	SV	IP	H	R	ER	HR	HB	BB-I	SO	WP	BK	AVG
2010	ATL vs. S.F.	0-1	.000	2.08	4	0	0	0	0	4.1	1	2	1	0	0	1-0	7	0	0	.083
2013	ATL vs. LAD	0-0	.000	0.00	1	0	0	0	1	1.1	0	0	0	0	0	2-0	2	0	0	.000
2016	BOS vs. CLE	0-0	.000	0.00	2	0	0	0	0	1.1	0	0	0	0	0	0-0	3	0	0	.000
2017	BOS vs. HOU	0-0	.000	4.50	2	0	0	0	0	2.0	4	1	1	0	1	1-0	2	1	0	.400
2018	BOS vs. NYY	0-0	.000	11.57	2	0	0	0	2	2.1	2	3	3	1	1	2-0	4	0	0	.250
<b>TOTALS</b>		<b>0-1</b>	<b>.000</b>	<b>3.97</b>	<b>11</b>	<b>0</b>	<b>0</b>	<b>0</b>	<b>3</b>	<b>11.1</b>	<b>7</b>	<b>6</b>	<b>5</b>	<b>1</b>	<b>2</b>	<b>6-0</b>	<b>18</b>	<b>1</b>	<b>0</b>	<b>.189</b>

**LEAGUE CHAMPIONSHIP SERIES RECORD**

YEAR	CLUB	W-L	PCT	ERA	G	GS	CG	SHO	SV	IP	H	R	ER	HR	HB	BB-I	SO	WP	BK	AVG
2018	BOS vs. HOU	0-0	.000	4.50	0	0	0	0	3	4.0	4	2	2	0	1	4-0	4	1	0	.267

**WORLD SERIES RECORD**

YEAR	CLUB	W-L	PCT	ERA	G	GS	CG	SHO	SV	IP	H	R	ER	HR	HB	BB-I	SO	WP	BK	AVG
2018	BOS vs. LAD	0-0	.000	4.15	4	0	0	0	1	4.1	3	2	2	1	0	2-0	2	0	0	.188

**ALL-STAR GAME RECORD**

YEAR	CLUB, SITE	W-L	PCT	ERA	G	GS	CG	SHO	SV	IP	H	R	ER	HR	HB	BB-I	SO	WP	BK	AVG
2011	N.L., Arizona	0-0	.000	0.00	1	0	0	0	0	0.2	0	0	0	0	0	1-0	0	0	0	.000
2012	N.L., Kansas City	0-0	.000	0.00	1	0	0	0	0	0.2	0	0	0	0	0	0-0	2	0	0	.000
2013	N.L., New York-NL	0-0	.000	9.00	1	0	0	0	0	1.0	3	1	1	0	0	0-0	1	0	0	.600
2014	N.L., Cincinnati	0-0	.000	0.00	1	0	0	0	0	1.0	0	0	0	0	0	0-0	3	0	0	.000
2016	A.L., San Diego									DID NOT PITCH										
2017	A.L., Miami	0-0	.000	0.00	1	0	0	0	0	1.0	0	0	0	0	0	2-0	2	0	0	.000
2018	N.L., Washington									DID NOT PITCH										
<b>TOTALS</b>		<b>0-0</b>	<b>.000</b>	<b>2.08</b>	<b>5</b>	<b>0</b>	<b>0</b>	<b>0</b>	<b>0</b>	<b>4.1</b>	<b>3</b>	<b>1</b>	<b>1</b>	<b>0</b>	<b>0</b>	<b>3-0</b>	<b>8</b>	<b>0</b>	<b>0</b>	<b>.200</b>

**WORLD BASEBALL CLASSIC RECORD**

YEAR	CLUB	W-L	PCT	ERA	G	GS	CG	SHO	SV	IP	H	R	ER	HR	HB	BB-I	SO	WP	BK	AVG
2013	United States	0-1	.000	4.91	4	0	0	0	0	3.2	5	2	2	0	0	0-0	0	0	0	—



# 34 MICHAEL KOPECH

RIGHT-HANDED PITCHER | R-R | 6-3 | 210

**Given Name:** Michael Talbert Kopech

**2022 Opening Day Age:** 25 (April 30, 1996)

**Birthplace:** Longview, Texas | **Residence:** Tyler, Texas

**First Pro Contract:** Boston Red Sox, selected in the first round (33rd overall), June 2014 First-Year Player Draft

**Sox Acquisition:** Acquired from the Boston Red Sox with OF Luis Alexander Basabe, RHP Víctor Díaz and INF Yoán Moncada in exchange for LHP Chris Sale, December 6, 2016

**Contract Status:** Signed through 2021

**MLB Service:** 2.041



## 2021 SEASON

- Spent his first full season in the major leagues, making 44 appearances out of the bullpen and four starts in his first professional season since 2018.
- Missed the entire 2019 season while recovering from Tommy John surgery and opted out of the 2020 campaign.
- Went 1-0 with a 1.93 ERA (3 ER/14.0 IP) and 23 strikeouts over four starts and 3-3 with a 3.90 ERA (24 ER.55.1 IP), 80 strikeouts and 14 holds in 40 relief appearances ... his 36.1 percent strikeout rate ranked third on the team behind Liam Hendriks (42.3) and Craig Kimbrel (36.1).
- **Throwing Missiles:** Threw 19 pitches at 100.0-plus mph, 243 at 98.0-plus and 678 at 95.0-plus (threw 1,154 total pitches).
- **Bullpen Breakdown:** Averaged 13.01 strikeouts per 9.0 IP out of the bullpen, the third-highest total in franchise history (min. 50.0 IP) ... 28 of his 40 relief appearances were scoreless and allowed one run eight times ... threw 2.0-plus IP 12 times, including a season-high 3.0 IP on three occasions.
- **Left and Right:** Limited left-handers to a .176/.222/.370 (19-108) average with 54 strikeouts ... struck out 54 of the 117 batters he faced (46.2 IP) ... right-handers batted .235/.315/.376 (35-149) with 49 strikeouts (29.2 percent rate).
- **When it Rains it Pours:** Gave up 14 of his 24 runs as a reliever over three outings: five in 1.0 IP on 7/31 vs. Cleveland and 8/26 at Toronto and four in 1.1 IP on 9/4 at Kansas City.
- Made his first career Opening Day roster.
- Worked 2.0-plus IP in each of his first three relief appearances over the White Sox first nine games ... was the first Sox first right-handed reliever to toss 2.0-plus IP in three of the team's first nine games of a season since David Aardsma in 2007.
- Made his season debut on 4/2 at the Angels, earning the victory in relief ... struck out three batters over 2.0 hitless IP (threw six pitches at 99.0-plus mph) ... it marked his second career win, first in relief and first MLB appearance since 9/5/18 vs. Detroit.
- Struck out five batters over 2.0 scoreless IP in his second outing on 4/5 at Seattle ... his season-opening scoreless streak ended at 6.2 IP on 4/15 vs. Cleveland (1 ER/1.1 IP).
- Started on 4/18-2 at Boston, allowing one run on one hit with four strikeouts in 3.0 IP of a ND ... retired the first nine batters in order ... marked his first start since 4/15/18 vs. Cleveland, his final outing before elbow surgery ... made his first career appearance against the Red Sox (drafted him in the 2014 first round).
- **Avoiding Contact:** Made his second start on 4/25 vs. Texas, allowing one run on four hits with no walks and a career-high 10 strikeouts over 5.0 IP ... fanned 10 through 4.0 IP, joining Carlos Ródon (7/25/17 at the Cubs; 11 SO/4.0 IP) as the only White Sox starters to accomplish that feat ... joined Ródon and Gio González (8/17/20 vs. Detroit; 10 SO/4.2 IP) as the only Sox starters with 10-plus strikeouts in 5.0 IP or less ... became the first MLB starter with 10-plus strikeouts in 5.0 IP or less since S.F.'s Drew Smyly (10 SO/5.0 IP) on 9/27/20 vs. San Diego.

## WHITE SOX SINGLE-SEASON SO/9.0 IP LEADERS AMONG RELIEVERS

Pitcher, Year	SO/9.0	Pitcher, Year	SO/9.0
Liam Hendriks, 2021	14.32	D. Robertson, 2016	12.22
Sergio Santos, 2011	13.07	Jace Fry, 2018	12.16
Michael Kopech, 2021	13.01	Matt Thornton, 2010	12.16
R. Hernández, 1995	12.67	Aaron Bummer, 2021	11.98
Octavio Dotel, 2008	12.36	Joakim Soria, 2018	11.41

- Worked 3.0 scoreless IP in relief on 5/1 vs. Cleveland, allowing just one hit with three strikeouts ... marked his third consecutive appearance of at least 3.0 IP.
- Posted a 0.69 ERA (1 ER/13.0 IP) over 11 appearances from 5/24-7/28, including a streak of seven straight scoreless appearances (8.0 IP) to start that stretch.
- Was placed on the injured list on 5/31 (retro to 5/28) with a strained left hamstring ... was reinstated on 6/30.
- Earned the win in his first appearance off the IL on 7/1 vs. Minnesota, retiring all three batters he faced.
- Posted his sixth hold on 7/25 at Milwaukee and also made his first career plate appearance, grounding out ... gave up five runs on five hits over 1.0 IP on 7/31 vs. Cleveland as his season ERA rose from 1.52 to 2.55.
- His ERA was at 2.72 entering his appearance on 8/26 at Toronto when he allowed five runs on four hits over 1.0 IP ... gave up four runs on four hits over 1.1 IP on 9/4 at Kansas City as his ERA increased to a season-high 4.00.
- Registered a 1.76 ERA (3 ER/15.1 IP) over his final nine outings (one start), striking out 26 batters.
- Made his final start on 9/23-2 at Cleveland, retiring all six batters faced with four strikeouts.
- Threw 3.0 scoreless IP in relief on 9/29 vs. Cincinnati ... also threw 3.0 IP in relief in the season finale on 10/3 vs. Detroit, allowing one run with a career-high six strikeouts.





## CAREER PITCHING RECORD

YEAR	CLUB	W-L	PCT	ERA	G	GS	CG	SHO	SV	IP	H	R	ER	HR	HB	BB-I	SO	WP	BK	AVG	
2014	GCL Red Sox	0-1	.000	4.61	8	8	0	0	0	13.2	11	7	7	0	0	9-0	16	0	0	.216	
2015	Greenville	4-5	.444	2.63	16	15	0	0	0	65.0	53	25	19	2	8	27-0	70	2	0	.228	
2016	Salem	4-1	.800	2.25	11	11	0	0	0	52.0	25	15	13	1	5	29-0	82	8	0	.147	
	Lowell	0-0	.000	0.00	1	1	0	0	0	4.1	4	0	0	0	0	4-0	4	3	0	.250	
2017	Birmingham	8-7	.533	2.87	22	22	0	0	0	119.1	77	45	38	6	6	60-0	155	8	1	.184	
	Charlotte	1-1	.500	3.00	3	3	0	0	0	15.0	15	5	5	0	0	5-0	17	1	0	.263	
2018	Charlotte	7-7	.500	3.70	24	24	0	0	0	126.1	101	58	52	9	13	60-0	170	12	1	.219	
	WHITE SOX	1-1	.500	5.02	4	4	0	0	0	14.1	20	8	8	4	5	2-0	15	1	0	.328	
2019																					
2020																					
2021	WHITE SOX	4-3	.571	3.50	44	4	0	0	0	69.1	54	27	27	9	1	24-1	103	3	0	.210	
<b>MINOR TOTALS</b>		<b>24-22</b>	<b>.522</b>	<b>3.05</b>	<b>85</b>	<b>84</b>	<b>0</b>	<b>0</b>	<b>0</b>	<b>395.2</b>	<b>286</b>	<b>155</b>	<b>134</b>	<b>18</b>	<b>32</b>	<b>194-0</b>	<b>514</b>	<b>34</b>	<b>2</b>	<b>.203</b>	
<b>MLB TOTALS</b>		<b>5-4</b>	<b>.556</b>	<b>3.76</b>	<b>48</b>	<b>8</b>	<b>0</b>	<b>0</b>	<b>0</b>	<b>83.2</b>	<b>74</b>	<b>35</b>	<b>35</b>	<b>13</b>	<b>6</b>	<b>26-1</b>	<b>118</b>	<b>4</b>	<b>0</b>	<b>.233</b>	

## CAREER TRANSACTIONS

- Selected by Boston in the first round (33rd overall) of the First-Year Player Draft (6/14).
- Traded by Boston with OF Luis Basabe, RHP Víctor Díaz and INF Yoán Moncada to the White Sox in exchange for LHP Chris Sale (12/6/16).
- On White Sox injured list with an ulnar collateral ligament sprain in his right elbow (9/8/18-remainder of season).
- On MLB Bereavement List (5/27-30/21).
- On White Sox injured list with strained left hamstring (5/28-6/29/21).

## CAREER FIELDING RECORD

POSITION	PCT	G	GS	TC	PO	A	E	DP
Pitcher	1.000	48	8	4	2	2	0	0

## CAREER GAME BESTS AS RELIEVER

**STRIKEOUTS** — 6 (10/3/21 vs. DET, 3.0 IP) ... **INNINGS PITCHED** — 3.0 (3x, last 10/3/21 vs. DET)  
**PITCHES THROWN** — 51 (10/3/21 vs. DET, 3.0 IP) ... **CONSECUTIVE SCORELESS IP** — 8.0 (5/24-7/18/21)



# 58 JIMMY LAMBERT

RIGHT-HANDED PITCHER | R-R | 6-2 | 190

**Given Name:** James Michael Lambert

**2022 Opening Day Age:** 27 (November 18, 1994)

**Birthplace:** Arcadia, Calif. | **Residence:** San Dimas, Calif.

**Sox Acquisition:** Selected in the fifth round, June 2016 First-Year Player Draft

**Contract Status:** Signed through 2021

**MLB Service:** 1.007

**Instagram:** @JimmyLambert12 | **Twitter:** @JimmyLambert12



## 2021 SEASON

- Began the season at the Schaumburg training facility and spent most of the 2021 campaign at Class AAA Charlotte ... made four appearances (three starts) with the White Sox.
- Was recalled from Charlotte to serve as the 27th player for a doubleheader on 5/31 at Cleveland ... started Game 2 and suffered the loss after allowing three runs on seven hits with four strikeouts over 3.2 IP ... was returned to Charlotte postgame.
- Was recalled as the 27th player for the completion of a suspended game and the regularly-scheduled contest on 6/27 vs. Seattle ... allowed four runs on four hits with two walks and two strikeouts in 1.1 IP in relief in Game 2 ... was returned postgame.
- Was recalled on 8/1 and started that afternoon in the series finale vs. Cleveland ... received a ND after allowing one run on in 3.0 IP before being optioned back to the Knights postgame.

- Was recalled from Charlotte on 9/6 and made the start the following night on 9/7 at Oakland ... earned his first major-league win after allowing one run on three hits with two walks and two strikeouts in 5.0 IP.
- Was optioned back to the Knights on 9/10 for the remainder of the season.
- Went 3-3 with a 4.76 ERA (34 ER/64.1 IP), 82 strikeouts and a .210 (49-233) opponents average in 19 starts with Charlotte.
- Worked 5.0-plus IP five times, including a season-high 5.2 in a win on 7/2 vs. Norfolk (zero runs allowed).
- Recorded a three-game winning streak in a four-start span from 6/13-7/8 ... struck out a season-high eight on 7/2 vs. Norfolk.
- **Preseason Baseball America Rankings:** No. 13 prospect in the White Sox system.
- **Preseason MLB.com:** No. 20 prospect in the Sox system.

## CAREER PITCHING RECORD

YEAR	CLUB	W-L	PCT	ERA	G	GS	CG	SHO	SV	IP	H	R	ER	HR	HB	BB-I	SO	WP	BK	AVG
2016	AZL White Sox	1-1	.500	3.38	4	2	0	0	0	8.0	5	5	3	1	0	2-0	13	0	0	.172
	Kannapolis	0-5	.000	5.76	11	11	0	0	0	29.2	39	22	19	2	1	11-0	30	6	0	.315
2017	Kannapolis	7-2	.778	2.19	12	12	1	0	0	74.0	77	29	18	1	4	11-0	43	7	0	.274
	Winston-Salem	5-4	.556	5.45	14	14	0	0	0	76.0	86	51	46	10	2	29-0	59	7	1	.290
2018	Winston-Salem	5-7	.417	3.95	13	13	0	0	0	70.2	57	38	31	5	2	21-1	80	8	0	.224
	Birmingham	3-1	.750	2.88	5	5	0	0	0	25.0	20	8	8	2	0	6-0	30	4	0	.217
2019	Birmingham	3-4	.429	4.55	11	11	0	0	0	59.1	62	31	30	11	0	27-0	70	5	0	.272
2020	WHITE SOX	0-0	.000	0.00	2	0	0	0	0	2.0	2	0	0	0	0	0-0	2	0	0	.250
2021	Charlotte	3-3	.500	4.76	19	19	0	0	0	64.1	49	38	34	11	2	32-0	82	5	0	.210
	WHITE SOX	1-1	.500	6.23	4	3	0	0	0	13.0	16	9	9	3	2	6-0	10	0	1	.314
<b>MINOR TOTALS</b>		<b>27-27</b>	<b>.500</b>	<b>4.18</b>	<b>89</b>	<b>87</b>	<b>1</b>	<b>0</b>	<b>0</b>	<b>407.0</b>	<b>395</b>	<b>222</b>	<b>189</b>	<b>43</b>	<b>11</b>	<b>139-1</b>	<b>407</b>	<b>42</b>	<b>1</b>	<b>.257</b>
<b>MLB TOTALS</b>		<b>1-1</b>	<b>.500</b>	<b>5.40</b>	<b>6</b>	<b>3</b>	<b>0</b>	<b>0</b>	<b>0</b>	<b>15.0</b>	<b>18</b>	<b>9</b>	<b>9</b>	<b>3</b>	<b>2</b>	<b>6-0</b>	<b>12</b>	<b>0</b>	<b>1</b>	<b>.305</b>

## CAREER TRANSACTIONS

- Selected by the White Sox in the fifth round of First-Year Player Draft (6/16).
- On White Sox injured list with a right forearm strain (7/29/20-end of season); transferred to the 45-day injured list on 8/3/20.

## CAREER FIELDING RECORD

POSITION	PCT	G	GS	TC	PO	A	E	DP
Pitcher	1.000	6	3	1	0	1	0	0



# 40 REYNALDO LÓPEZ

RIGHT-HANDED PITCHER | R-R | 6-1 | 225

**Given Name:** Reynaldo Starling López

**2022 Opening Day Age:** 28 (January 4, 1994)

**Birthplace and Residence:** San Pedro de Macoris, D.R.

**First Pro Contract:** Washington Nationals, signed as a non-drafted free agent, June 21, 2012

**Sox Acquisition:** Acquired from Washington with RHP Dane Dunning and RHP Lucas Giolito in exchange for OF Adam Eaton, December 7, 201

**Contract Status:** Signed through 2021

**MLB Service:** 4.004

**Instagram:** @rlopez\_40



WHITE SOX OVERVIEW

COACHING STAFF

PLAYERS & ROSTER

2021 SEASON REVIEW

POSTSEASON HISTORY

MINOR LEAGUES

MEDIA & MISC.

## 2021 SEASON

- Split 2021 between the White Sox and Class AAA Charlotte.
- Went 2-3 with a 4.10 ERA (17 ER/37.1 IP) and 33 strikeouts in nine starts with the Sox and 2-0 with a 0.90 mark (2 ER/20.0 IP), 0.45 WHIP, .108 (7-65) opponents average and .379 OPS in 10 relief appearances ... allowed three earned runs or less in 17 of his 19 appearances.
- Limited right-handers to a .193 (21-109) average and lefties to a .219 (21-96) mark.
- Owned a sub-2.00 ERA in July (1.64; 2 ER/11.0 IP) and August (4 ER/23.0 IP).
- Began the season at the Schaumburg training facility and with Charlotte before being recalled on 7/16 ... made his season debut in relief that night vs. Houston (2.0 scoreless IP).
- Made his first start in his second appearance with the White Sox in the second game of a doubleheader on 7/19 vs. Minnesota ... allowed two runs (one earned) on two hits with three strikeouts in 3.0 IP.
- Worked in back-to-back games on 7/23-24 for the first time in his career ... allowed one run on one hit (home run) with four strikeouts over 3.0 combined IP at Milwaukee.
- Recorded his first win of 2021 on 7/27 at Kansas City, pitching 1.0 scoreless inning in relief with one strikeout and one walk.
- Pitched 2.0 scoreless-inning out of the bullpen on 8/8 at the Cubs, allowing one hit and striking out three.
- Made his second start of the season on 8/11 against Minnesota, filling in for LHP Carlos Rodón (left shoulder fatigue)

... worked 3.0 scoreless IP, surrendered one hit, struck out four and walked two in a no-decision ... the Sox were shut out, 1-0.

- Recorded a 10.0 scoreless IP streak from 8/8-17, allowing three hits with 10 strikeouts in three games (one start) ... the stretch included 5.0 scoreless IP as a starter on 8/17 vs. Oakland.

- **Reynaldo in Relief:** Worked a career-long 5.0 perfect IP with seven strikeouts in relief on 8/27 vs. the Cubs (starter Dallas Keuchel lasted just 1.0 IP) ... became the first White Sox reliever to throw 5.0-plus perfect IP in a game since Eddie Cicotte on 6/23/1917 vs. Cleveland (5.0 IP), and the second pitcher in the modern era (since 1900) to throw 5.0-plus perfect IP of relief with seven-plus strikeouts, joining Cleveland's Jake Westbrook on 4/19/04 vs. Detroit ... retired 22 straight hitters in relief from 8/8 at the Cubs to 10/3 vs. Detroit (four relief appearances).

- Retired 26 straight batters starting in the third inning of his start on 8/22 at Tampa Bay to the second inning of his start on 9/4 at Kansas City ... the stretch included two starts and two relief appearances.

- Recorded the win in his longest outing of the season as a starter on 9/29 vs. Cincinnati ... allowed one run on two hits with four strikeouts over 6.0 IP ... snapped a five-game winless streak as a starter (0-3, 6.64 ERA).

- Allowed a season-high three runs as a reliever in his last relief appearance of the season on 10/3 vs. Detroit.

- Made 10 starts with Charlotte, going 1-6 with a 7.62 ERA (33 ER/39.0 IP) ... allowed three earned runs or less six times.

## CAREER PITCHING RECORD

YEAR	CLUB	W-L	PCT	ERA	G	GS	CG	SHO	SV	IP	H	R	ER	HR	HB	BB-I	SO	WP	BK	AVG
2012	DSL Nationals	1-1	.500	3.38	5	0	0	0	1	10.2	12	5	4	1	1	5-0	9	2	0	.333
2013	Hagerstown	0-0	.000	6.75	1	1	0	0	0	4.0	8	3	3	1	0	1-0	4	0	0	.444
	Auburn	0-1	.000	47.25	1	1	0	0	0	1.1	7	7	7	0	1	0-0	0	0	0	.700
2014	Auburn	3-2	.600	0.75	7	7	0	0	0	36.0	15	5	3	0	2	15-0	31	2	1	.125
	Hagerstown	4-1	.800	1.33	9	9	0	0	0	47.1	27	7	7	1	0	11-0	39	1	0	.167
2015	Potomac	6-7	.462	4.09	19	19	1	0	0	99.0	93	47	45	5	3	28-0	94	9	0	.252
2016	Harrisburg	3-5	.375	3.18	14	14	0	0	0	76.1	69	35	27	7	3	25-0	100	5	1	.235
	Syracuse	2-2	.500	3.27	5	5	1	1	0	33.0	21	12	12	6	1	10-1	26	0	0	.179
	WASHINGTON	5-3	.625	4.91	11	6	0	0	0	44.0	47	27	24	4	0	22-2	42	5	0	.272
2017	Charlotte	6-7	.462	3.79	22	22	0	0	0	121.0	101	56	51	16	3	49-0	131	3	1	.220
	WHITE SOX	3-3	.500	4.72	8	8	0	0	0	47.2	49	29	25	7	1	14-0	30	3	0	.258
2018	WHITE SOX	7-10	.412	3.91	32	32	0	0	0	188.2	165	88	82	25	10	75-1	151	7	3	.234
2019	WHITE SOX	10-15	.400	5.38	33	33	1	0	0	184.0	203	119	110	35	8	65-0	169	5	2	.278
2020	WHITE SOX	1-3	.250	6.49	8	8	0	0	0	26.1	28	21	19	9	1	15-0	24	0	0	.269
2021	Charlotte	1-6	.143	7.62	10	10	0	0	0	39.0	53	33	33	6	1	21-0	50	6	0	.327
	WHITE SOX	4-4	.500	3.43	20	9	0	0	0	57.2	42	27	22	10	0	13-0	55	1	0	.205
<b>MINOR TOTALS</b>		<b>26-32</b>	<b>.448</b>	<b>3.69</b>	<b>93</b>	<b>88</b>	<b>2</b>	<b>1</b>	<b>1</b>	<b>467.2</b>	<b>406</b>	<b>210</b>	<b>192</b>	<b>43</b>	<b>15</b>	<b>165-1</b>	<b>484</b>	<b>27</b>	<b>3</b>	<b>.233</b>
<b>SOX TOTALS</b>		<b>25-35</b>	<b>.417</b>	<b>4.60</b>	<b>101</b>	<b>90</b>	<b>1</b>	<b>0</b>	<b>0</b>	<b>504.1</b>	<b>487</b>	<b>284</b>	<b>258</b>	<b>86</b>	<b>20</b>	<b>182-1</b>	<b>429</b>	<b>17</b>	<b>5</b>	<b>.252</b>
<b>MLB TOTALS</b>		<b>30-38</b>	<b>.441</b>	<b>4.63</b>	<b>112</b>	<b>96</b>	<b>1</b>	<b>0</b>	<b>0</b>	<b>548.1</b>	<b>534</b>	<b>311</b>	<b>282</b>	<b>90</b>	<b>20</b>	<b>204-3</b>	<b>471</b>	<b>22</b>	<b>5</b>	<b>.254</b>

**CAREER TRANSACTIONS**

- Signed by Washington as a non-drafted free agent (6/21/12).
- Traded by Washington with RHP Dane Dunning and RHP Lucas Giolito to the White Sox in exchange for OF Adam Eaton (12/7/16).
- On White Sox injured list with strained back (8/18-31/17).
- On White Sox injured list with right shoulder soreness (7/27-8/21/20).

**CAREER PITCHING BREAKDOWN**

Quality Starts — Career: 42; 2021: 1; 2020: 0; 2019: 15; 2018: 19; 2017: 5; 2016: 2.  
 Club Record As A Starter — Career: 43-53; 2021: 5-4; 2020: 4-4; 2019: 14-19; 2018: 13-19; 2017: 5-3; 2016: 2-4.  
 Starts Lasting At Least 6.0 | 7.0 | 8.0 IP — Career: 48 | 20 | 4; 2021: 1 | 0 | 0; 2020: 0 | 0 | 0; 2019: 16 | 5 | 3; 2018: 22 | 12 | 1; 2017: 7 | 1 | 0; 2016: 2 | 2 | 0.

**CAREER FIELDING RECORD**

POSITION	PCT	G	GS	TC	PO	A	E	DP
Pitcher	.957	111	96	69	22	44	3	2

**CAREER GAME BESTS AS STARTER**

**STRIKEOUTS** — 14 (4/28/19 vs. DET, 6.0 IP) ... **IP** — 9.0 (9/5/19 at CLE)  
**WINNING STREAK** — Three games (3x, last 8/29-9/21/18) ... **CONSECUTIVE SCORELESS IP** — 11.0 (5/20-25/18)

**DIVISION SERIES RECORD**

YEAR	CLUB	W-L	PCT	ERA	G	GS	CG	SHO	SV	IP	H	R	ER	HR	HB	BB-I	SO	WP	BK	AVG
2016	WAS vs. LAD	0-0	.000	4.50	1	0	0	0	0	2.0	2	1	1	0	0	1-0	3	0	0	.250



# 33 LANCE LYNN

RIGHT-HANDED PITCHER | S-R | 6-5 | 270

**Given Name:** Michael Lance Lynn

**2022 Opening Day Age:** 34 (May 12, 1987)

**Birthplace:** Brownsburg, Ind. | **Residence:** Brentwood, Tenn.

**First Pro Contract:** St. Louis Cardinals, selected in the first round (39th overall), June 2008 First-Year Player Draft

**Sox Acquisition:** Acquired from Texas in exchange for RHP Dane Dunning and LHP Avery Weems, December 8, 2020

**Contract Status:** Signed through 2023 (club option for 2024)

**MLB Service:** 10.119



## 2021 SEASON

● **Welcome To Chicago:** Ranked among the American League leaders in numerous categories among pitchers with at least 150.0 IP (see box at right) in his first season with the White Sox ... fell 5.0 IP short of becoming the first Sox pitcher to lead the AL in ERA since Joel Horlen (2.06) in 1967.

● **Grab Some Bench:** Ranked 12th in the AL (fourth on the Sox) with 176 strikeouts, the fifth time in his career he has fanned 175-plus batters ... averaged more than 10.0 strikeouts per 9.0 IP (10.09) for the third time in the last four seasons.

● **By the Numbers:** Allowed three runs or less in 24 of 28 starts ... made five scoreless starts and gave up one run 12 times ... gave up eight hits or less in every start and held the opposition to four hits or less 16 times ... struck out 10-plus batters twice and fanned nine on four occasions ... threw 7.0-plus IP five times and made 13 quality starts.

● **Behind the Numbers:** Relied on five pitches during the season: four-seam fastball (42.2 percent), cutter (30.7), sinker (19.1), changeup (4.9) and curveball (3.1) ... averaged 94.0 mph on his four-seam fastball.

● **Guaranteed Success:** Went 7-3 with a 2.56 ERA (27 ER/95.0 IP) and 112 strikeouts over 17 starts at Guaranteed Rate Field ... posted a 1.50 ERA (11 ER/66.0 IP) in his first 11 starts at home, including a complete-game shutout in his debut in the home opener on 4/8 vs. Kansas City.

● **Left and Right:** Held right-handers to a .192/.230/.303 (57-297) slash line ... lefties batted .227/.302/.375 (66-291), numbers below his career averages of .255/.345/.410.

● **Day Tripper:** Went 5-1 with a 1.26 ERA (7 ER/50.0 IP), 66 strikeouts and a .161 (29-180) opponents average in nine day starts ... the 1.26 ERA was the lowest in the major leagues among pitchers with at least 50.0 IP.

● **Central Command:** Posted a 8-2 record with a 2.45 ERA (21 ER/77.0 IP) over 13 starts against the AL Central ... went 5-1 with a 2.06 ERA (11 ER/48.0 IP) in eight home starts against the division.

● **Star Quality:** Was named to his second career All-Star Team after going 9-3 with a 1.99 ERA (20 ER/90.2 IP) over 16 starts in the first half ... his 1.99 ERA led the AL and ranked third in MLB ... threw 1.0 scoreless IP at the Midsummer Classic at Colorado's Coors Field.

● **Historic Start:** Went 7-1 with a 1.23 ERA (9 ER/65.2 IP) over his first 11 starts of the season ... 1.23 ERA was the sixth-lowest mark in Sox history through 11 starts and lowest in 102 years.

● Posted a 0.92 ERA (2 ER/19.2 IP) in April and went 5-0 with a 1.36 ERA (5 ER/33.0 IP) over six starts in May.

● Made his White Sox debut on 4/3 at the Angels ... received a no decision after allowing two unearned runs on six hits with two walks and six strikeouts over 4.2 IP.

● **His Kind of Town, Chicago Is:** Threw a five-hit shutout (all singles) in the home opener on 4/8 vs. Kansas City ... it marked his fourth career complete game (first in MLB in 2021) and second shutout ... struck out 11, did not issue a walk, did

## LYNN AMONG AL LEADERS IN 2021 (MIN. 150.0 IP)

Category	Rank	No.
ERA	1st	2.69
Opp. OPS	1st	.605
Opp. Average	2nd	.209
Opp. OBP	2nd	.267
Opp. Slugging	2nd	.338
BR/9.0 IP	3rd	9.75
CG	T3rd	1
WHIP	5th	1.07
HR/9.0 IP	7th	1.03
SO/9.0 IP	8th	10.09
Winning Pct.	T8th	.647
SO/BB	9th	3.91

## LYNN AMONG AL LEADERS SINCE 2019

Category	Rank	No.
Pitches/Game	1st	102.3
Wins	T2nd	33
Innings	3rd	449.1
Quality Starts	3rd	43
ERA	4th	3.26
Strikeouts	4th	511
Opp. Average	4th	.225
Opp. Slugging	4th	.371
Opp. OPS	4th	.655
Opp. OBP	5th	.284
SO/BB	6th	3.96
WHIP	7th	1.14
BB/9.0 IP	10th	2.58

not allow a baserunner to reach third base and retired the first 12 hitters ... it marked his 20th career start of 10-plus strikeouts ... additional historical information:

- ◆ Become the first AL pitcher to throw a complete-game shutout with 10-plus strikeouts and no walks in his team's home opener;
- ◆ Recorded the first complete game by a Sox pitcher in a home opener since Britt Burns in 1985, and first complete-game shutout since Wilbur Wood in 1976;
- ◆ His 11 strikeouts were the second-most by a White Sox starting pitcher in a home opener behind Edwin Jackson's 13 in 2011.
- Suffered his first loss on 4/15 vs. Cleveland ... allowed two runs on five hits with zero walks and 10 strikeouts in 6.0 IP ... surrendered a go-ahead, two-run home run to José Ramírez in the sixth, ending his season-opening streak of 18.2 IP without allowing an earned run ... marked the longest such streak to begin a season by a White Sox starter since Wilbur Wood went 21.0 IP in 1976 (Elias) ... became the first pitcher in Sox history to record 10-plus strikeouts with no walks in consecutive starts.
- Was placed on the 10-day injured list on 4/18 (retro to 4/17) with a strained right trapezius.
- **Mister May:** Went 5-0 with a 1.64 ERA (6 ER/33.0 IP), .151 (18-119) opponents average, 0.94 WHIP, .501 OPS over six May starts ... joined Lucas Giolito (2019), Steve Stone (1977), Joe Haynes (1942) and John Whitehead (1935) as the only Sox pitchers to go 5-0 or better in May ... it marked his first career 5-0 month (previously went 4-0 in April 2012, April 2013 and June 2019).
- Was reinstated from the injured list on 5/1 and made the start that afternoon vs. Cleveland ... earned the win, allowing three runs on four hits over 5.0 IP.
- Extended his winning streak to four games on 5/24 vs. St. Louis ... allowed one run on three hits with three walks and four strikeouts over 7.0 IP ... held the Cardinals hitless into the sixth inning (Paul Goldschmidt single) ... it marked his second career start and first win against the club that drafted him ... St. Louis became the 29th club he has defeated in his career (only remaining team is Texas).

- Capped an undefeated May (5-0, 1.36 ERA) on 5/29-2 vs. Baltimore, allowing just three hits with zero walks and seven strikeouts over 5.0 scoreless IP.
- Allowed one run on four hits over 6.0 IP on 6/3 vs. Detroit to improve to 7-1 with a 1.23 ERA, the fourth-lowest mark by a Sox pitcher through 10 starts of a season ... only Eddie Cicotte (0.84 in 1919 and 1.06 in 1917) and Joe Benz (1.09 in 1914) posted lower ERAs.
- His eight-start unbeaten streak ended on 6/14 vs. Tampa Bay (3 ER/6.0 IP) ... reached 1,500 career IP and 1,500 strikeouts in a loss on 6/19 at Houston (6 ER/4.0 IP).
- Capped his first half with a win on 7/7 at Minnesota ... allowed one run on four hits with six strikeouts over 6.0 IP to finish the half with a 9-3 record and 1.99 ERA.
- Worked a scoreless second inning at the All-Star Game on 7/12 at Denver's Coors Field.
- Agreed to terms on a two-year, \$38-million contract extension on 7/17, which includes a club option for 2024.
- Recorded a 2.25 ERA (6 ER/24.0 IP) over his first four starts of the second half ... received a ND on 7/19-1 vs. Minnesota (1 ER/7.0 IP) ... defeated Milwaukee on 7/25 at Miller Park, allowing one run over 6.0 IP and delivering a two-run single in a decisive three-run second inning.
- Posted five straight ND from 7/30-8/23 despite giving up one run in three of the five starts, including 8/6 at Wrigley Field (1 ER/6.0 IP) and 8/23 at Toronto (1 ER/8.0 IP).

- Gave up a season high seven runs on seven hits (three home runs) over 5.0 IP on 8/28 vs. the Cubs ... was placed on the injured list for the second time on 8/31 (retro to 8/29) with a right knee inflammation.
- Was reinstated on 9/10 and threw 5.0 scoreless IP on 9/12 vs. Boston ... earned his 11th victory in his final start on 10/1 vs. Detroit (1 ER/5.0 IP) to end a nine-start winless streak.

**CAREER HIGHLIGHTS**

- Has made 26 career postseason appearances (seven starts), going 5-4 with a 4.80 ERA (29 ER/54.1 IP) and 52 strikeouts ... reached the playoffs with St. Louis every season from 2011-15 ... his five postseason wins with the Cardinals are tied with John Tudor for third-most in franchise history behind Chris Carpenter (10) and Bob Gibson (seven).
- Has thrown 200.0-plus IP three times, has made 30-plus starts five times and has struck out 150-plus batters eight times.
- Finished fifth in the AL Cy Young Award voting in 2019 and sixth in 2020.
- Is 33-20 with a 3.26 ERA (163 ER/449.1 IP) and 511 strikeouts in 74 starts over the last three seasons (2019-21).
- Pitched for White Sox manager Tony La Russa as a rookie in 2011 when the Cardinals won the World Series ... was named to the NL All-Star Team in 2012.

**CAREER PITCHING RECORD**

YEAR	CLUB	W-L	PCT	ERA	G	GS	CG	SHO	SV	IP	H	R	ER	HR	HB	BB-I	SO	WP	BK	AVG
2008	Batavia	1-0	1.000	0.96	6	4	0	0	0	18.2	12	5	2	0	1	4-0	22	1	0	.179
	Quad Cities	0-1	.000	2.25	2	2	0	0	0	8.0	8	2	2	2	1	2-0	7	0	0	.258
2009	Palm Beach	0-0	.000	2.30	5	2	0	0	0	15.2	16	4	4	0	0	3-0	17	0	0	.276
	Springfield	11-4	.733	2.92	22	22	0	0	0	126.1	117	51	41	5	4	51-0	98	5	0	.251
	Memphis	0-0	.000	2.70	1	1	0	0	0	6.2	5	2	2	0	0	3-0	9	1	0	.200
2010	Memphis	13-10	.565	4.77	29	#29	0	0	0	164.0	164	96	87	21	8	62-0	*141	2	2	.259
2011	Memphis	7-3	.700	3.84	12	12	0	0	0	75.0	79	33	32	2	2	25-0	64	2	0	.279
	ST. LOUIS	1-1	.500	3.12	18	2	0	0	1	34.2	25	12	12	3	1	11-1	40	1	0	.203
2012	ST. LOUIS	18-7	.720	3.78	35	29	0	0	0	176.0	168	76	74	16	10	64-3	180	3	0	.253
2013	ST. LOUIS	15-10	.600	3.97	33	33	0	0	0	201.2	189	92	89	14	11	76-0	198	6	0	.252
2014	ST. LOUIS	15-10	.600	2.74	33	33	2	1	0	203.2	185	72	62	13	7	72-1	181	7	0	.238
2015	ST. LOUIS	12-11	.522	3.03	31	31	0	0	0	175.1	172	66	59	13	5	68-5	167	2	0	.258
2016	Palm Beach	0-0	.000	2.45	2	2	0	0	0	3.2	4	3	1	0	0	0-0	4	0	0	.250
	Springfield	0-0	.000	0.00	1	1	0	0	0	3.0	3	0	0	0	1	0-0	3	0	0	.273
2017	ST. LOUIS	11-8	.579	3.43	33	#33	0	0	0	186.1	151	80	71	27	10	78-5	153	2	0	.223
2018	MINNESOTA	7-8	.467	5.10	20	20	0	0	0	102.1	105	61	58	12	6	62-3	100	3	0	.263
	NEW YORK-AL	3-2	.600	4.14	11	9	0	0	0	54.1	58	26	25	2	0	14-0	61	2	0	.267
2019	TEXAS	16-11	.593	3.67	33	33	0	0	0	208.1	195	89	85	21	8	59-0	246	*18	0	.243
2020	TEXAS	6-3	.667	3.32	13	*13	1	0	0	84.0*	64	34	31	13	6	25-0	89	2	0	.206
2021	WHITE SOX	11-6	.647	2.69	28	28	1	1	0	157.0	123	52	47	18	2	45-2	176	5	0	.209
<b>MINOR TOTALS</b>		<b>32-18</b>	<b>.640</b>	<b>3.66</b>	<b>80</b>	<b>75</b>	<b>0</b>	<b>0</b>	<b>0</b>	<b>421.0</b>	<b>408</b>	<b>196</b>	<b>171</b>	<b>30</b>	<b>17</b>	<b>150-0</b>	<b>365</b>	<b>11</b>	<b>2</b>	<b>.257</b>
<b>A.L. TOTALS</b>		<b>43-30</b>	<b>.589</b>	<b>3.65</b>	<b>105</b>	<b>103</b>	<b>2</b>	<b>1</b>	<b>0</b>	<b>606.0</b>	<b>545</b>	<b>262</b>	<b>246</b>	<b>66</b>	<b>22</b>	<b>205-5</b>	<b>672</b>	<b>30</b>	<b>0</b>	<b>.240</b>
<b>N.L. TOTALS</b>		<b>72-47</b>	<b>.605</b>	<b>3.38</b>	<b>183</b>	<b>161</b>	<b>2</b>	<b>1</b>	<b>1</b>	<b>977.2</b>	<b>890</b>	<b>398</b>	<b>367</b>	<b>86</b>	<b>44</b>	<b>369-15</b>	<b>919</b>	<b>21</b>	<b>0</b>	<b>.243</b>
<b>MLB TOTALS</b>		<b>115-77</b>	<b>.599</b>	<b>3.48</b>	<b>288</b>	<b>264</b>	<b>4</b>	<b>2</b>	<b>1</b>	<b>1583.2</b>	<b>1435</b>	<b>660</b>	<b>613</b>	<b>152</b>	<b>66</b>	<b>574-20</b>	<b>1591</b>	<b>51</b>	<b>0</b>	<b>.240</b>

\*Led League #Tied For League Lead

**CAREER TRANSACTIONS**

- Selected by St. Louis in the first round (39th overall) of First-Year Player Draft (6/08).
- On St. Louis injured list with left oblique strain (8/10/11-remainder of season).
- On St. Louis injured list with right forearm tightness (6/8-24/15).
- On St. Louis injured list while recovering from right elbow surgery (4/2/16-remainder of season); included rehab assignments at Class A Palm Beach (8/15-23/16) and Class A Springfield (8/24/16).
- Signed by Minnesota as a free agent (3/12/18).
- Traded by Minnesota to New York-AL with cash considerations in exchange for INF Tyler Austin and RHP Luis Rojo (7/30/18).
- Signed by Texas as a free agent (12/18/18).
- Traded by Texas to the White Sox in exchange for RHP Dane Dunning and LHP Avery Weems (12/8/20).
- On White Sox injured list with strained right trapezius (4/17-30/21).
- On White Sox injured list with right knee inflammation (8/31-9/9/21).

**CAREER FIELDING RECORD**

POSITION	PCT	G	GS	TC	PO	A	E	DP
Pitcher	.942	288	264	208	72	124	12	10

**CAREER PITCHING BREAKDOWN**

**Quality Starts — Career:** 149; **2021:** 13; **2020:** 10; **2019:** 20; **2018:** 10; **2017:** 18; **2015:** 19; **2014:** 24; **2013:** 19; **2012:** 16.  
**Club Record As A Starter — Career:** 145-119; **2021:** 16-12; **2020:** 7-6; **2019:** 17-16; **2018:** 14-15; **2017:** 14-19; **2015:** 17-14;  
**2014:** 19-14; **2013:** 19-14; **2012:** 21-8; **2011:** 1-1.  
**Starts Lasting At Least 6.0 | 7.0 | 8.0 IP — Career:** 171 | 67 | 12; **2021:** 14 | 5 | 1; **2020:** 11 | 5 | 1; **2019:** 25 | 16 | 1; **2018:** 11 | 1 | 0;  
**2017:** 19 | 15 | 2; **2015:** 21 | 7 | 0; **2014:** 26 | 8 | 4; **2013:** 24 | 12 | 1; **2012:** 18 | 6 | 1; **2011:** 0 | 0 | 0.

**CAREER GAME BESTS AS STARTER**

**SO —** 12 (3x, last 9/22/19 at OAK, 5.1 IP) ... **IP —** 9.0 (3x, last 4/8/21 vs. K.C.) ... **CG —** 4 (last 4/8/21 vs. K.C.)  
**SHO —** 2 (last 4/8/21 vs. K.C.) ... **WIN STREAK —** 10 games (9/9/12-5/1/13) ... **SCORELESS STREAK —** 18.0 IP (7/24-8/4/20)

**WILD CARD GAME RECORD**

YEAR	CLUB	W-L	PCT	ERA	G	GS	CG	SHO	SV	IP	H	R	ER	HR	HB	BB-I	SO	WP	BK	AVG
2012	STL vs. ATL	0-0	.000	0.00	1	0	0	0	0	0.1	0	0	0	0	0	0-0	0	0	0	.000

**DIVISION SERIES RECORD**

YEAR	CLUB	W-L	PCT	ERA	G	GS	CG	SHO	SV	IP	H	R	ER	HR	HB	BB-I	SO	WP	BK	AVG
2012	STL vs. WAS	1-1	.500	8.10	3	0	0	0	0	3.1	4	3	3	3	0	2-0	6	0	0	.286
2013	HOU vs. PIT	0-1	.000	10.38	1	1	0	0	0	4.1	7	5	5	1	1	3-1	6	0	0	.350
2015	STL vs. CUBS	0-0	.000	9.00	1	0	0	0	0	1.0	1	1	1	0	0	1-0	2	0	0	.250
2018	NYG vs. BOS	0-0	.000	11.57	2	0	0	0	0	2.1	3	3	3	0	0	2-0	2	0	0	.300
<b>TOTALS</b>		<b>1-2</b>	<b>.333</b>	<b>7.41</b>	<b>8</b>	<b>2</b>	<b>0</b>	<b>0</b>	<b>0</b>	<b>17.0</b>	<b>22</b>	<b>14</b>	<b>14</b>	<b>4</b>	<b>1</b>	<b>10-2</b>	<b>24</b>	<b>0</b>	<b>0</b>	<b>.301</b>

**LEAGUE CHAMPIONSHIP SERIES RECORD**

YEAR	CLUB	W-L	PCT	ERA	G	GS	CG	SHO	SV	IP	H	R	ER	HR	HB	BB-I	SO	WP	BK	AVG
2011	STL vs. MIL	1-0	1.000	0.00	5	0	0	0	0	5.1	3	0	0	0	0	2-1	1	0	0	.188
2012	STL vs. S.F.	0-1	.000	4.91	2	2	0	0	0	7.1	9	8	4	0	0	4-0	9	0	0	.290
2013	STL vs. LAD	2-0	1.000	2.45	2	1	0	0	0	7.1	7	2	2	0	0	4-1	6	0	0	.269
2014	STL vs. S.F.	0-0	.000	3.18	1	1	0	0	0	5.2	6	2	2	0	0	1-0	3	0	0	.273
<b>TOTALS</b>		<b>3-1</b>	<b>.750</b>	<b>2.81</b>	<b>10</b>	<b>4</b>	<b>0</b>	<b>0</b>	<b>0</b>	<b>25.2</b>	<b>25</b>	<b>12</b>	<b>8</b>	<b>0</b>	<b>0</b>	<b>11-2</b>	<b>19</b>	<b>0</b>	<b>0</b>	<b>.263</b>

**WORLD SERIES RECORD**

YEAR	CLUB	W-L	PCT	ERA	G	GS	CG	SHO	SV	IP	H	R	ER	HR	HB	BB-I	SO	WP	BK	AVG
2011	STL vs. TEX	1-0	6.35	1.000	5	0	0	0	0	5.2	7	4	4	2	0	3-1	4	0	0	.333
2013	STL vs. BOS	0-1	4.76	.000	2	1	0	0	0	5.2	5	3	3	0	0	4-0	5	0	0	.250
<b>TOTALS</b>		<b>1-1</b>	<b>5.56</b>	<b>.500</b>	<b>7</b>	<b>1</b>	<b>0</b>	<b>0</b>	<b>0</b>	<b>11.1</b>	<b>12</b>	<b>7</b>	<b>7</b>	<b>2</b>	<b>0</b>	<b>7-1</b>	<b>9</b>	<b>0</b>	<b>0</b>	<b>.293</b>

**ALL-STAR GAME RECORD**

YEAR	CLUB	W-L	PCT	ERA	G	GS	CG	SHO	SV	IP	H	R	ER	HR	HB	BB-I	SO	WP	BK	AVG
2012	N.L., Kansas City																			
											DID NOT PITCH									
2021	A.L., Colorado	0-0	.000	0.00	1	1	0	0	0	1.0	0	0	0	0	0	0-0	1	0	0	.000



# 43 EVAN MARSHALL

**RIGHT-HANDED PITCHER | R-R | 6-2 | 235**

**Given Name:** Evan Patrick Marshall

**2022 Opening Day Age:** 31 (April 18, 1990)

**Birthplace:** Sunnyvale, Calif. | **Residence:** Wichita, Kan.

**First Pro Contract:** Arizona Diamondbacks, selected in the fourth round, June 2011 First-Year Player Draft

**Sox Acquisition:** Signed as a free agent, October 30, 2018

**Contract Status:** Signed through 2021

**MLB Service:** 5.090

**Instagram:** @emarsh31 | **Twitter:** @emarsh31



## 2021 SEASON

- Was limited to 27 appearances due to a strained right flexor pronator suffered in June.
- Recorded just six holds, his fewest since 2018 (three).
- Allowed 10-23 (43.5 percent) inherited runners to score ... first batters faced went 6-24 (.250).
- Twelve of his appearances were scoreless and 22 were at least 1.0 IP ... recorded a hold in his season debut on 4/2 at the Angels (0.2 scoreless IP).
- Suffered his first loss and blown save on 4/3 at the Angels after allowing a RBI triple to Jared Walsh and two-run home run to Justin Upton ... entered the game with a 3-2 lead.

- Worked 2.0 IP for the first time on 4/6 at Seattle.
- Suffered his second loss on 5/21 at the Yankees after allowing one run on three hits in 1.0 IP ... surrendered a game-ending, RBI single to Gleyber Torres in the ninth ... worked out of a two runners on, nobody out jam in the eighth before allowing three straight hits in the ninth to end the game.
- Was placed on the injured list on 6/30 with a strained right flexor pronator, and was transferred to the 60-day IL on 7/29 ... began a rehab assignment with Class AAA Charlotte on 8/26 and appeared in five games before returning to Chicago.
- Did not much for the remainder of the season.

## CAREER PITCHING RECORD

YEAR	CLUB	W-L	PCT	ERA	G	GS	CG	SHO	SV	IP	H	R	ER	HR	HB	BB-I	SO	WP	BK	AVG
2011	Yakima	0-0	.000	0.75	11	0	0	0	2	12.0	10	4	1	0	0	2-0	13	4	0	.213
	Visalia	0-1	.000	1.59	15	0	0	0	4	17.0	14	6	3	2	0	5-1	18	1	0	.212
	Mobile	0-0	.000	0.00	1	0	0	0	0	2.0	2	0	0	0	0	0-0	0	0	0	.286
2012	Mobile	6-3	.667	3.51	42	0	0	0	16	48.2	55	24	19	2	2	16-4	27	2	0	.284
2013	Reno	3-6	.333	4.34	54	0	0	0	3	58.0	75	32	28	2	5	30-2	59	8	0	.322
2014	Reno	0-1	.000	0.54	14	0	0	0	1	16.2	10	1	1	0	0	5-0	19	0	0	.175
	ARIZONA	4-4	.500	2.74	57	0	0	0	0	49.1	50	17	15	3	2	17-3	54	3	0	.266
2015	ARIZONA	0-2	.000	6.08	13	0	0	0	0	13.1	20	9	9	3	0	5-1	7	1	0	.357
	Reno	3-2	.600	6.40	31	0	0	0	0	32.1	47	28	23	1	3	13-2	25	4	0	.326
2016	Reno	1-1	.500	4.59	33	0	0	0	0	33.1	36	17	17	1	3	16-2	28	1	0	.281
	ARIZONA	0-1	.000	8.80	15	0	0	0	0	15.1	28	18	15	2	1	8-2	9	1	0	.400
2017	Tacoma	1-0	1.000	4.15	13	1	0	0	1	21.2	28	12	10	4	0	7-0	26	1	0	.311
	SEATTLE	0-0	.000	9.39	6	0	0	0	0	7.2	12	8	8	1	0	5-1	4	0	0	.364
	AZL Mariners	0-0	.000	0.00	1	1	0	0	0	1.0	0	0	0	0	0	0-0	0	0	0	.000
	Arkansas	0-0	.000	13.50	3	0	0	0	0	2.2	7	4	4	0	1	1-0	1	0	0	.500
2018	Columbus	1-1	.500	1.13	20	0	0	0	4	24.0	18	5	3	1	0	3-0	21	1	0	.205
	CLEVELAND	0-0	.000	7.71	10	0	0	0	0	7.0	12	6	6	0	1	4-0	9	1	0	.375
	AZL Indians	0-0	.000	0.00	1	1	0	0	0	1.0	0	0	0	0	0	0-0	2	0	0	.000
2019	Charlotte	3-0	1.000	0.00	9	0	0	0	2	10.0	8	0	0	0	0	1-0	13	1	0	.229
	WHITE SOX	4-2	.667	2.49	55	0	0	0	0	50.2	42	16	14	5	0	24-2	41	1	0	.228
2020	WHITE SOX	2-1	.667	2.38	23	0	0	0	0	22.2	17	6	6	1	0	7-0	30	2	0	.198
2021	WHITE SOX	0-2	.000	5.60	27	0	0	0	0	27.1	28	17	17	5	0	9-1	26	0	0	.277
	Charlotte	0-0	.000	2.08	5	0	0	0	0	4.1	4	1	1	0	0	3-0	6	0	0	.286
<b>MINOR TOTALS</b>		<b>18-15</b>	<b>.545</b>	<b>3.48</b>	<b>253</b>	<b>3</b>	<b>0</b>	<b>0</b>	<b>33</b>	<b>284.1</b>	<b>314</b>	<b>134</b>	<b>110</b>	<b>13</b>	<b>14</b>	<b>102-11</b>	<b>258</b>	<b>23</b>	<b>0</b>	<b>.279</b>
<b>A.L. TOTALS</b>		<b>6-5</b>	<b>.545</b>	<b>3.98</b>	<b>121</b>	<b>0</b>	<b>0</b>	<b>0</b>	<b>0</b>	<b>115.1</b>	<b>111</b>	<b>53</b>	<b>34</b>	<b>12</b>	<b>1</b>	<b>49-4</b>	<b>110</b>	<b>4</b>	<b>1</b>	<b>.255</b>
<b>N.L. TOTALS</b>		<b>4-7</b>	<b>.364</b>	<b>4.50</b>	<b>85</b>	<b>0</b>	<b>0</b>	<b>0</b>	<b>0</b>	<b>78.0</b>	<b>98</b>	<b>44</b>	<b>39</b>	<b>8</b>	<b>3</b>	<b>30-6</b>	<b>70</b>	<b>5</b>	<b>0</b>	<b>.312</b>
<b>SOX TOTALS</b>		<b>6-5</b>	<b>.545</b>	<b>3.31</b>	<b>105</b>	<b>0</b>	<b>0</b>	<b>0</b>	<b>0</b>	<b>100.2</b>	<b>87</b>	<b>39</b>	<b>37</b>	<b>11</b>	<b>0</b>	<b>40-3</b>	<b>97</b>	<b>3</b>	<b>0</b>	<b>.235</b>
<b>MLB TOTALS</b>		<b>10-12</b>	<b>.455</b>	<b>4.19</b>	<b>206</b>	<b>0</b>	<b>0</b>	<b>0</b>	<b>0</b>	<b>193.1</b>	<b>209</b>	<b>97</b>	<b>90</b>	<b>20</b>	<b>4</b>	<b>79-10</b>	<b>180</b>	<b>9</b>	<b>0</b>	<b>.279</b>

## CAREER FIELDING RECORD

POSITION	PCT	G	GS	TC	PO	A	E	DP
Pitcher	.935	206	0	31	8	21	2	2



**CAREER TRANSACTIONS**

- Selected by Arizona in the fourth round of First-Year Player Draft (6/11).
- Claimed off waivers by Seattle from Arizona (4/4/17).
- On Seattle injured list with a strained right hamstring (5/6-8/1/17); included rehab assignments to AZL Mariners and Class AA Arkansas (7/23-8/1/17).
- Signed by Cleveland as a free agent (11/30/17).
- On Cleveland injured list with right elbow inflammation (6/19-8/7/18); included rehab assignments to AZL Indians and Class AAA Columbus (7/31-8/7/18).
- Signed by the White Sox as a free agent (10/30/18).
- On White Sox injured list with right shoulder inflammation (9/15-24/20).
- On White Sox injured list with a strained right flexor pronator (6/30/21-remainder of season).

**CAREER RELIEF BREAKDOWN**

**Holds** — Career: 58; **2021:** 6; **2020:** 8; **2019:** 19; **2018:** 3; **2017:** 0; **2016:** 1; **2015:** 2; **2014:** 19.  
**Inherited Runners/Scored** — Career: 122/46 (37.7); **2021:** 23/10 (43.5); **2020:** 16/4 (25.0); **2019:** 28/11 (39.3); **2018:** 4/3 (75.0); **2017:** 5/4 (80.0); **2016:** 13/8 (61.5); **2015:** 4/1 (25.0); **2014:** 29/5 (17.2).  
**First Batter Efficiency** — Career: .294 (55-187); **2021:** .250 (6-24); **2020:** .182 (4-22); **2019:** .229 (11-48); **2018:** .300 (3-10); **2017:** .500 (2-4); **2016:** .571 (8-14); **2015:** .333 (4-12); **2014:** .321 (17-53).

**CAREER GAME BESTS**

**STRIKEOUTS** — 3 (3x, last 9/2/14 at S.D., 1.0 IP) ... **INNINGS PITCHED** — 2.1 (4/16/17 vs. TEX)  
**WINNING STREAK** — Three games (6/11-21/19) ... **CONSECUTIVE SCORELESS IP** — 17.2 (9/7/19-8/7/20)

**WILD CARD RECORD**

YEAR	CLUB	W-L	PCT	ERA	G	GS	CG	SHO	SV	IP	H	R	ER	HR	HB	BB-I	SO	WP	BK	AVG
2020	SOX vs. OAK	0-1	.000	3.38	2	0	0	0	0	2.2	3	2	1	0	0	2-0	2	0	0	.273



# 20 DANNY MENDICK

INFILDER | R-R | 5-10 | 195

**Given Name:** Daniel Christopher Mendick  
**2022 Opening Day Age:** 28 (September 28, 1993)  
**Birthplace and Residence:** Rochester, N.Y.  
**Sox Acquisition:** Selected in the 22nd round, June 2015 First-Year Player Draft  
**Contract Status:** Signed through 2020  
**MLB Service:** 1.152  
**Instagram:** @dmendick | **Twitter:** @dmendick



## 2021 SEASON

- Appeared in 71 games in his third season with the White Sox.
- Made appearances at seven of nine defensive positions (except catcher and first base) ... a breakdown of appearances: 28 games (22 starts) at shortstop, 28 (21) at second base, eight (seven) in right field, four (one) at third, two (zero) in left, one (zero) in center and one (zero) at pitcher.
- Went 14-43 (.326) with 20 RBI with RISP and 7-21 (.333) with nine RBI with RISP/two outs.
- Was recalled from the Schaumburg training facility on 4/7, replacing Tim Anderson on the active roster ... made the start at shortstop that afternoon at Seattle, going 1-3 with a RBI.
- Matched his career high with three hits and reached base four times in the home opener on 4/8 vs. Kansas City.
- Pitched a scoreless eighth inning on 4/19 at Boston, allowing one hit and striking out Franchy Cordero ... followed DH Yermín Mercedes on the mound for the Sox, becoming the first pair of position players to pitch in a game since Alexei Ramírez and Leury García on 9/15/15 vs. Oakland (17-6 loss).
- Was optioned to Schaumburg on 4/25 and recalled as the 27th man for a doubleheader on 4/29 vs. Detroit ... did not play and was returned following the nightcap.

- Was recalled again on 5/4, replacing Luis Robert on the roster.
- Made his first career start in the outfield (right field) and connected on his first home run of the season on 5/8 at Kansas City.
- Hit his first grand slam (off Derek Law) on 5/17 at Minnesota.
- Owned a career-long, six-game hitting streak from 6/11-16, going 7-19 (.368) with three doubles and three RBI.
- Scored the game-winning run on Yoan Moncada's sac fly in the 10th on 6/11 at Detroit (placed at second base to start the inning) ... also recorded the game-ending assist on Harold Castro's grounder to second base with tying/winning runs on.
- Was optioned to Charlotte on 7/30.
- Was recalled on 8/12 as the 27th player for the "MLB at Field of Dreams Game" in Dyersville, Iowa ... went 0-1 as a pinch-hitter before being optioned postgame.
- Was recalled three days later on 8/15 to replace Leury García (concussion injured list) on the active roster.
- Made six starts, including four straight at shortstop from 8/21-24, before being optioned to the Knights on 8/26 ... was recalled again 8/31, replacing Lance Lynn on the active roster.
- Appeared in five games before being optioned on 9/14 ... finished the regular season with Charlotte.

## CAREER BATTING RECORD

YEAR	CLUB	AVG	G	AB	R	H	TB	2B	3B	HR	RBI	SH	SF	HB	BB	SO	SB	CS	OBP	SLG	OPS
2015	AZL White Sox	.256	49	180	34	46	71	8	1	5	27	2	2	4	20	28	8	2	.340	.394	.734
2016	Charlotte	.000	2	2	1	0	0	0	0	0	0	0	0	0	0	2	0	0	.000	.000	.000
	Winston-Salem	.125	15	48	6	6	8	2	0	0	2	0	0	4	5	10	0	0	.208	.167	.374
	Kannapolis	.274	98	369	40	101	131	20	2	2	34	1	2	5	31	75	8	5	.343	.355	.698
2017	Winston-Salem	.289	84	263	45	76	123	18	4	7	30	2	3	6	31	40	11	4	.373	.468	.841
	Birmingham	.197	41	147	14	29	43	5	0	0	21	1	0	0	17	27	1	2	.280	.293	.573
2018	Birmingham	.247	132	453	62	112	179	25	0	14	59	2	7	10	57	90	20	10	.340	.395	.735
2019	Charlotte	.279	133	477	75	133	212	26	1	17	64	3	7	5	66	96	19	8	.368	.444	.812
	WHITE SOX	.308	16	39	6	12	18	0	0	2	4	0	0	0	1	11	0	0	.325	.462	.787
2020	WHITE SOX	.243	33	107	11	26	41	4	1	3	6	0	1	0	6	25	0	1	.281	.383	.664
2021	WHITE SOX	.220	71	164	14	36	47	5	0	2	20	1	1	2	18	42	0	1	.303	.287	.589
	Charlotte	.271	25	96	16	26	39	4	0	3	8	0	0	1	7	20	1	1	.327	.406	.733
<b>MINOR TOTALS</b>		<b>.260</b>	<b>579</b>	<b>2035</b>	<b>293</b>	<b>529</b>	<b>806</b>	<b>108</b>	<b>8</b>	<b>51</b>	<b>245</b>	<b>11</b>	<b>21</b>	<b>35</b>	<b>234</b>	<b>388</b>	<b>68</b>	<b>32</b>	<b>.343</b>	<b>.396</b>	<b>.739</b>
<b>MLB TOTALS</b>		<b>.239</b>	<b>120</b>	<b>310</b>	<b>31</b>	<b>74</b>	<b>106</b>	<b>9</b>	<b>1</b>	<b>7</b>	<b>30</b>	<b>1</b>	<b>2</b>	<b>2</b>	<b>25</b>	<b>78</b>	<b>0</b>	<b>2</b>	<b>.298</b>	<b>.342</b>	<b>.640</b>

## CAREER TRANSACTIONS

— Selected by the White Sox in the 22nd round of the First-Year Player Draft (6/15).

## CAREER FIELDING RECORD

POSITION	PCT	G	GS	TC	PO	A	E	DP	POSITION	PCT	G	GS	TC	PO	A	E	DP
Second Base	.990	59	49	202	72	128	2	12	Shortstop	1.000	37	26	83	26	57	0	10
Left Field	—	20	0	0	0	0	0	0	Third Base	1.000	10	6	19	6	13	0	2
Right Field	1.000	8	7	9	9	0	0	0	Center Field	—	2	0	0	0	0	0	0
Pitcher	—	1	0	0	0	0	0	0									

## CAREER GAME BESTS | HOME RUN INFORMATION

**HITS** — 3 (3x, last 4/8/21 vs. K.C.) ... **HR** — 1 (7x, last 5/17/21 at MIN) ... **RBI** — 5 (5/17/21 at MIN)

**RUNS** — 3 (6/12/21 at DET) ... **SB** — NONE ... **HITTING STREAK** — Six games (6/11-16/21)

**GAME-ENDING HOME RUNS** — NONE ... **GRAND SLAMS** — 1 (5/17/21 at MIN) ... **MULTIHOMER GAMES** — NONE  
**PINCH-HIT HOMER RUNS** — NONE ... **INSIDE-THE-PARK HOME RUNS** — NONE ... **LEADOFF HOME RUNS** — NONE

# 73 YERMÍN MERCEDES

CATCHER | R-R | 5-11 | 245

**Given Name:** Yermín Francisco Mercedes

**2022 Opening Day Age:** 29 (February 14, 1993)

**Birthplace:** La Romana, D.R. | **Residence:** Orlando, Fla.

**First Pro Contract:** Washington Nationals, signed as a free agent, March 3, 2011

**Sox Acquisition:** Selected from the Baltimore Orioles in the Rule 5 Draft, December 14, 2017

**Contract Status:** Signed through 2021

**MLB Service:** 0.008

**Instagram:** @ymercedes73 | **Twitter:** @ymercedes73



## 2021 SEASON

- Started the season on the White Sox roster before finishing the 2021 campaign with Class AAA Charlotte.
- Made 61 starts as the designated hitter and one at first base.
- Batted .338/.386/.523 (22-65) with two homers vs. lefties ... OPS dropped from 1.113 in April to .619 in May and .411 in June.
- Averaged 439 feet, a 110.8 mph exit velocity and 27.7 launch angle on his seven home runs.
- Made his first career Opening Day roster.
- **Mercedes Makes ... HISTORY!:** Became the first player in MLB history to start a season with eight straight hits, breaking the previous mark set by Cincinnati's Chris Stynes (7-7) in 2007 (Elias) ... recorded five singles, two doubles and one home run during the eight-hit streak, including five hits with two strikes.
- **Perfect Debut:** Went 5-5 in his first major-league start (second career game) on 4/2 at the Angels, the first White Sox to record five hits and go 5-5 in his first career start ... joined Washington's Cecil Travis (5/16/33 vs. Cleveland) as the only modern era players to record five hits in his first career start (Elias) ... joined Nellie Fox (Opening Day 1959) as the only White Sox with a five-hit effort within the first two games of a season ... became the first designated hitter in franchise history with a five-hit effort.
- Recorded three hits in his first three at-bats, including his first career home run off Alex Cobb, on 4/3 at the Angels to extend his streak to eight hits ... was retired in the eighth inning to snap his MLB-record streak.
- Went 3-4 on 4/5 at Seattle for his third career game with three-plus hits.
- **The Yerminator:** A breakdown of his first 12 career hits through 4/5: the most by any player in the modern era over his first four career starts ... most by a White Sox in his first five career games ... most by a Sox over his first four games of a season ... tied for the most hits by a White Sox in the club's first five games of a season (also Tom Paciorek in 1982).
- **Get Out the Tape Measure:** Hit a 485-foot home run in the first on 4/8 vs. Kansas City, the third-longest by a White Sox, fourth-longest by any player at Guaranteed Rate Field and third-longest in MLB this season ... the three longest homers in Chicago: Joe Borchard (504 feet) on 8/30/04 vs. Philadelphia; Frank Thomas (495) 7/23/02 vs. Minnesota; Oakland's Eric Chávez (490) on 4/26/01.
- His three-walk game on 4/11 vs. the Royals was the first by a Sox DH since Matt Davidson on 4/10/18 vs. Tampa Bay.
- Connected on a 431-foot home run on 4/18-2 at Boston ... each of his first four homers were the longest by a White Sox in 2021 (485, 431, 431, 421) at that point of the season
- Pitched the seventh inning on 4/19 at Boston and allowed one run on three hits with two walks over 32 pitches ... the last White Sox position player to pitch was Yolmer Sánchez on 9/25/20 vs. the Cubs ... became the first Sox non-pitcher to make his fielding debut on the mound since Cincinnati's Dee Moore in Game 1 of a doubleheader on 9/20/36 at Pittsburgh.

- **FOUR ... MORE ... HITS!:** Went 4-4, including a go-ahead, two-run double, on 4/23 vs. Texas ... marked his second career four-plus hit game, fifth three-plus hit game and sixth multihit effort in his 18th career game, 17th game of the season and 16th start ... became just the second White Sox ever to record two four-plus hit games in his first 18 career contests, joining Maurice Archdeacon in 1923 (also two) ... also is the 10th player in American League history to accomplish the feat, and first since Brent Abernathy and Ichiro Suzuki in 2001 ... became the sixth White Sox to record five three-plus hit games in the team's first 19 games of a season, and first since Magglio Ordóñez in 2002 (also five).
- Hit a 449-foot home run into the batter's eye in center field on 4/29-2 vs. Detroit ... marked the second-longest of his career, and ninth-longest by a White Sox this season.
- Went 1-4 on 4/30 vs. Cleveland to finish April with a .415/.455/.659 slash line, five home runs and 16 RBI ... his .415 average was the highest by a White Sox right-handed hitter entering May, and fell .010 points shy (MLB leader Mike Trout, .425) of becoming the fifth rookie in baseball history to lead the majors in average at the end of April.
- **Rookie Honor:** Capped his historic April by being named AL April Rookie of the Month ... hit .415/.455/.659 (34-82) with five doubles, five home runs, 16 RBI, 10 runs scored and five three-plus hit efforts over 22 games ... tied for the major-league lead in hits and three-plus hit games and ranked second in average, and finished among the AL leaders in BABIP (2nd, .446), on-base percentage (3rd), slugging percentage (4th), OPS (4th, 1.113), wOBA (4th, .478) and total bases (7th, 54) ... led all major-league rookies in RBI and tied for the lead in home runs ... his 34 hits set a club rookie record for March/April, tied for the sixth-most by a major-league rookie before May and marked the most since Detroit's Austin Jackson (36) in 2010 ... his .415 average was the highest by a White Sox right-handed hitter entering May, and he fell .010 points shy (Mike Trout, .425) of becoming the fifth rookie in baseball history to lead the majors in average at the end of April.
- Drove in three runs and recorded his first career triple on 5/9 at Kansas City.
- His 116.8 mph home run on 5/27 vs. Baltimore was the second-hardest hit by a White Sox in the Statcast era (since 2015) ... Luis Robert surpassed him with a 117.7 mph homer on the final day of the season on 10/3 vs. Detroit.
- Snapped an 0-25 stretch with a game-ending, RBI single, the first of his career, in the ninth on 6/4 vs. Detroit.
- Was optioned to Charlotte on 7/2 ... hit .128 (10-78) with two doubles and eight RBI over 23 games prior to being optioned.
- Hit 11 home runs with 29 RBI in 59 games with Charlotte ... recorded his only multihomer game of the season on 8/15 at Jacksonville.
- **Preseason MLB.com Rankings:** No. 22 prospect in the Sox organization.

**CAREER BATTING RECORD**

YEAR	CLUB	AVG	G	AB	R	H	TB	2B	3B	HR	RBI	SH	SF	HB	BB	SO	SB	CS	OBP	SLG	OPS
2011	DSL Nationals	.302	44	149	16	45	59	12	1	0	25	0	1	4	8	18	2	3	.352	.396	.748
2012	DSL Nationals	.327	38	113	24	37	45	6	1	0	19	0	1	4	13	11	3	1	.412	.398	.810
2013	DSL Nationals	.255	41	106	12	27	37	2	1	2	21	0	3	5	14	17	3	4	.359	.349	.708
2014	<i>San Angelo</i>	.304	6	4	0	1	2	1	0	0	1	0	1	0	0	3	0	0	.292	.435	.727
	<i>Douglas</i>	.333	18	60	12	20	33	7	0	2	14	0	0	1	4	7	4	2	.385	.550	.935
	<i>White Sands</i>	.411	36	146	41	60	117	12	0	15	55	0	2	7	6	16	9	5	.453	.801	1.254
2015	Delmarva	.272	64	239	33	65	109	16	2	8	42	0	4	1	11	41	1	0	.302	.456	.758
2016	Delmarva	*.353	91	340	58	120	197	25	5	14	60	0	5	3	34	63	1	1	*.411	*.579	.990
	Frederick	.318	31	107	20	34	58	6	0	6	17	0	0	1	10	19	0	0	.381	.542	.923
2017	Bowie	.295	12	44	5	13	19	3	0	1	7	0	0	0	2	8	1	0	.326	.432	.758
	Frederick	.274	98	336	48	92	154	17	0	15	55	0	5	4	33	59	4	3	.341	.458	.800
2018	Winston-Salem	.289	103	360	58	104	172	24	1	14	64	0	5	4	40	67	4	0	.362	.478	.840
2019	Birmingham	.327	42	147	19	48	73	7	0	6	18	0	3	0	17	25	2	0	.389	.497	.886
	Charlotte	.310	53	187	35	58	121	12	0	17	62	0	6	3	24	42	0	0	.386	.647	1.033
2020	WHITE SOX	.000	1	1	0	0	0	0	0	0	0	0	0	0	0	0	0	0	.000	.000	.000
<b>YEAR</b>	<b>CLUB</b>	<b>AVG</b>	<b>G</b>	<b>AB</b>	<b>R</b>	<b>H</b>	<b>TB</b>	<b>2B</b>	<b>3B</b>	<b>HR</b>	<b>RBI</b>	<b>SH</b>	<b>SF</b>	<b>HB</b>	<b>BB</b>	<b>SO</b>	<b>SB</b>	<b>CS</b>	<b>OBP</b>	<b>SLG</b>	<b>OPS</b>
2021	WHITE SOX	.271	68	240	26	65	97	9	1	7	37	0	1	1	20	46	0	1	.328	.404	.732
	Charlotte	.275	59	222	32	61	103	7	1	11	29	0	2	4	11	39	3	0	.782	.464	.782
<b>MINOR TOTALS</b>		<b>.300</b>	<b>676</b>	<b>2350</b>	<b>360</b>	<b>704</b>	<b>1147</b>	<b>137</b>	<b>12</b>	<b>94</b>	<b>419</b>	<b>0</b>	<b>35</b>	<b>33</b>	<b>217</b>	<b>409</b>	<b>24</b>	<b>12</b>	<b>.362</b>	<b>.488</b>	<b>.850</b>
<b>MLB TOTALS</b>		<b>.270</b>	<b>69</b>	<b>241</b>	<b>26</b>	<b>65</b>	<b>97</b>	<b>9</b>	<b>1</b>	<b>7</b>	<b>37</b>	<b>0</b>	<b>1</b>	<b>1</b>	<b>20</b>	<b>46</b>	<b>0</b>	<b>1</b>	<b>.328</b>	<b>.404</b>	<b>.732</b>

\*Led League; *Italics indicates independent or foreign league; statistics not included in totals*

**CAREER TRANSACTIONS**

- Signed by Washington as a free agent (3/3/11).
- Signed by Baltimore as a free agent (9/8/14).
- Selected by the White Sox in the Rule 5 draft (12/14/17).

**CAREER FIELDING RECORD**

POSITION	PCT	G	GS	TC	PO	A	E	DP	POSITION	PCT	G	GS	TC	PO	A	E	DP
Pitcher	—	1	0	0	0	0	0	0	Catcher	1.000	2	0	2	2	0	0	0
First Base	.000	1	1	1	0	0	1	0									

**CAREER GAME BESTS | HOME RUN INFORMATION**

**HITS** — 5 (4/2/21 at LAA) ... **HR** — 1 (7x; last 5/27/21 vs. BAL) ... **RBI** — 4 (4/2/21 at LAA)  
**RUNS** — 2 (5x; last 6/30/21 vs. MIN) ... **SB** — NONE ... **HITTING STREAK** — Seven games (5/7-14/21)  
**GAME-ENDING HOME RUNS** — NONE ... **GRAND SLAMS** — NONE ... **MULTIHOMER GAMES** — NONE  
**PINCH-HIT HOMER RUNS** — NONE ... **INSIDE-THE-PARK HOME RUNS** — NONE ... **LEADOFF HOME RUNS** — NONE



# 10 YOÁN MONCADA

THIRD BASEMAN | S-R | 6-2 | 225

**Given Name:** Yoán Moncada (yoe-AHN mon-KAH-duh)

**2022 Opening Day Age:** 26 (May 27, 1995)

**Birthplace:** Cienfuegos, Cuba | **Residence:** Gulfport, Fla.

**First Pro Contract:** Boston Red Sox, signed as a free agent  
March 12, 2015

**Sox Acquisition:** Acquired from the Boston Red Sox with  
OF Luis Alexander Basabe, RHP Víctor Díaz and RHP Michael  
Kopech in exchange for LHP Chris Sale, December 6, 2016

**Contract Status:** Signed through 2024 (club option for 2025)

**MLB Service:** 4.106

**Instagram:** @ymoncada19 | **Twitter:** @ymoncada19



WHITE SOX OVERVIEW

COACHING STAFF

PLAYERS & ROSTER

2021 SEASON REVIEW

POSTSEASON HISTORY

MINOR LEAGUES

MEDIA & MISC.

## 2021 SEASON

- Recorded a career-high .375 on-base percentage and 84 walks, and the second-highest average of his career (.263) in his fifth season with the White Sox.
- Slashed .268/.385/.431 (103-385) with 12 homers vs. right-handers, compared to a .700 OPS with two homers vs. lefties.
- Regularly Reaching Base:** Reached base safely in 127 games, the most on the Sox and tied for the 11th-most in the American League ... his 71 games reaching base two times or more tied for the 14th-most in the AL.
- Sensational Streaks:** His 19-game hitting streak from 8/14-9/7 was the third-longest in the AL behind the Angels' David Fletcher (26) and Baltimore's Cedric Mullins (20) ... his 28-game on-base streak from 8/14-9/19 was the second-longest on the White Sox (Yasmani Grandal, 30) and eighth-longest in MLB.
- Led the White Sox with 33 doubles, his third time in four seasons with 30-plus doubles ... also led the Sox in walks.
- Made 138 starts at third base with a .953 fielding percentage (16 E/342 TC).
- Hit in five different spots in the lineup: second (32 G/2 HR), third (60 G/4 HR), fourth (16 G/1 HR), fifth (21 G/5 HR) and sixth (15 G/2 HR).
- Made his fourth consecutive Opening Day start for the White Sox, and third at third base, on 4/1 at the Angels ... recorded the Sox only multihit effort on OD.
- Connected on his first homer of the season in the home opener on 4/8 vs. Kansas City ... was the first of back-to-back with Yermín Mercedes ... marked the first Sox players to hit back-to-back homers in a home opener since Hall of Famers Tim Lincecum and Frank Thomas on 4/27/95 vs. Milwaukee.
- Recorded a RBI in four straight games from 4/14-18-1 (five RBI), and in six of seven games from 4/14-23 (nine RBI).
- Moved to the No. 3 spot in the lineup on 4/17 ... hit .304/.429/.442 (55-181) with 13 doubles, four homers, 28 RBI, 26 runs scored, 38 walks and an .871 OPS in 53 games.
- Hit safely in 11 games over a 13-game span from 4/18-5/4, going 17-45 (.378) with three doubles, two homers, 10 RBI, six runs scored, seven walks, four multihit efforts and a 1.049 OPS.
- Registered his first three-hit game, including his second homer, on 4/23 vs. Texas ... snapped a nine-game homerless stretch.
- Recorded two hits in the first inning on 5/8 at Kansas City ... the Sox scored eight runs on nine hits in the first in a 9-1 win.
- Hit a game-tying, RBI single in the ninth off Wade Davis on 5/16 vs. Kansas City ... the Sox trailed, 3-2, entering the ninth and won, 4-3, when José Abreu scored the game-ending run on Davis' wild pitch.
- YoYo Went Streaking:** Reached base safely in 16 straight games from 5/7-23, hitting .333/.500/.451 with six doubles, nine RBI, 17 walks, 10 runs scored and four multihit efforts ... owned the following additional streaks during the 16-game span:

## MOST HOME RUNS IN WHITE SOX HISTORY BY SWITCH HITTERS

Player	HR	Player	HR
José Valentín	136	Carl Everett	39
Ray Durham	106	Ken Henderson	35
<b>Yoán Moncada</b>	<b>70</b>	Greg Norton	33
Tim Raines	50	Yolmer Sánchez	32
Melky Cabrera	39	<b>L. García/Y. Grandal</b>	<b>31</b>

- 10-game hitting streak from 5/12-21, his fifth-career hitting streak of 10-plus games and tied for the third-longest of his career ... batted .419 (13-31) with five doubles, six RBI, 11 walks and three multihit efforts;
- Eight-game streak with a hit and walk from 5/13-19 ... became the fifth player (sixth time) in club history to register a hit and walk in eight straight games, and first since Frank Thomas from 4/5-14/96 ... the eight-game walk streak was a career-long, and the longest by a Sox since Adam Dunn from 6/20-28/13 (also eight).
- Hit .409/.606/.545 (9-22) with three doubles, four RBI, 11 walks and a 1.152 OPS during the eight-game span.
- Hit a game-winning sac fly in the 10th on 6/11 at Detroit.
- Missed three games from 6/14-16 vs. Tampa Bay with a sinus infection ... returned to the lineup on 6/17 at Houston (0-3, BB).
- Went 2-2 before leaving the game with a bruised right hand on 7/1 vs. Minnesota ... missed the next three games.
- Homered three times in a span of four games from 7/18-20 after going homerless in 26 straight games from 6/4-7/17.
- Moncada Went Streaking:** Hit safely in a career-high 19 consecutive games from 8/14-9/7 ... went 26-74 (.351) with five doubles, one homer, five RBI, 10 runs scored and an .881 OPS during the streak ... improved his season average from .251 to .267 ... the hitting streak was the longest by a White Sox since José Abreu's 22-game streak in 2020.
- Comforts of Home:** Owned a 16-game hitting streak at home from 8/14-10/2, batting .328/.451/.483 (19-58) with three doubles, two home runs, five RBI, 11 runs scored and 10 walks ... marked the longest home hitting streak by a Sox since Tim Anderson's 17-game streak from 6/150-7/28/18..
- Went 3-4 with two doubles and a game-winning, two-run home run in the eighth on 10/2 vs. Detroit.

## CAREER HIGHLIGHTS

- His 70 home runs with the White Sox are the third-highest total in franchise history by a switch-hitter ... is one of eight players (11 times) in franchise history to homer from both sides of the plate in a game (7/3-2/19 vs. Detroit).

**CAREER BATTING RECORD**

YEAR	CLUB	AVG	G	AB	R	H	TB	2B	3B	HR	RBI	SH	SF	HB	BB	SO	SB	CS	OBP	SLG	OPS
2012	Cienfuegos	.283	56	138	26	39	48	4	1	1	15	3	0	11	20	35	13	5	.414	.348	.762
2013	Cienfuegos	.273	45	165	32	45	67	7	3	3	13	6	0	4	20	34	8	6	.365	.406	.771
2015	Greenville	.278	81	306	61	85	134	19	3	8	38	2	3	10	42	83	49	3	.380	.438	.817
2016	Salem	.307	61	228	57	70	113	25	3	4	34	3	3	5	45	60	36	8	.427	.496	.923
	Portland	.277	45	177	37	49	94	6	3	11	28	1	0	2	27	64	9	4	.379	.531	.910
	BOSTON	.211	8	19	3	4	5	1	0	0	1	0	0	0	1	12	0	0	.250	.263	.513
2017	Charlotte	.282	80	309	57	87	138	9	3	12	36	0	3	0	49	102	17	8	.377	.447	.823
	WHITE SOX	.231	54	199	31	46	82	8	2	8	22	0	0	3	29	74	3	2	.338	.412	.750
2018	WHITE SOX	.235	149	578	73	136	231	32	6	17	61	2	2	1	67	217	12	6	.315	.400	.714
2019	Charlotte	.409	5	22	6	9	16	1	0	2	6	0	0	0	3	0	0	0	.409	.727	1.136
	WHITE SOX	.315	132	511	83	161	280	34	5	25	79	1	3	4	40	154	10	3	.367	.548	.915
2020	WHITE SOX	.225	52	200	28	45	77	8	3	6	24	0	2	1	28	72	0	0	.320	.385	.705
2021	WHITE SOX	.263	144	520	74	137	214	33	1	14	61	0	2	10	84	157	3	2	.375	.412	.787
<b>CUBAN LEAGUE TOTALS</b>		<b>.277</b>	<b>101</b>	<b>303</b>	<b>58</b>	<b>84</b>	<b>115</b>	<b>11</b>	<b>4</b>	<b>4</b>	<b>28</b>	<b>9</b>	<b>0</b>	<b>15</b>	<b>40</b>	<b>69</b>	<b>21</b>	<b>11</b>	<b>.388</b>	<b>.380</b>	<b>.768</b>
<b>MINOR TOTALS</b>		<b>.288</b>	<b>272</b>	<b>1042</b>	<b>218</b>	<b>300</b>	<b>495</b>	<b>60</b>	<b>12</b>	<b>37</b>	<b>142</b>	<b>6</b>	<b>9</b>	<b>17</b>	<b>163</b>	<b>312</b>	<b>111</b>	<b>23</b>	<b>.390</b>	<b>.475</b>	<b>.865</b>
<b>SOX TOTALS</b>		<b>.261</b>	<b>531</b>	<b>2008</b>	<b>289</b>	<b>525</b>	<b>884</b>	<b>115</b>	<b>17</b>	<b>70</b>	<b>247</b>	<b>3</b>	<b>9</b>	<b>19</b>	<b>248</b>	<b>674</b>	<b>28</b>	<b>13</b>	<b>.347</b>	<b>.440</b>	<b>.787</b>
<b>MLB TOTALS</b>		<b>.261</b>	<b>539</b>	<b>2027</b>	<b>292</b>	<b>529</b>	<b>889</b>	<b>116</b>	<b>17</b>	<b>70</b>	<b>248</b>	<b>3</b>	<b>9</b>	<b>19</b>	<b>249</b>	<b>689</b>	<b>28</b>	<b>13</b>	<b>.346</b>	<b>.439</b>	<b>.784</b>

*\*Italics indicates independent or foreign league.*

**CAREER TRANSACTIONS**

- Signed by Boston as a free agent (3/12/15).
- Traded by Boston with OF Luis Alexander Basabe, RHP Víctor Díaz and RHP Michael Kopech in exchange for LHP Chris Sale (12/6/16).
- On White Sox injured list with a bone contusion of his right shin (8/25-9/5/17).
- On White Sox injured list with left hamstring tightness (5/5-15/18).
- On White Sox injured list with a strained right hamstring (7/31-21/19); included rehab assignment with Class AAA Charlotte (8/16-21/19).

**CAREER FIELDING RECORD**

POSITION	PCT	G	GS	TC	PO	A	E	DP	POSITION	PCT	G	GS	TC	PO	A	E	DP
Third Base	.957	324	321	888	245	605	38	82	Second Base	.964	203	202	807	274	504	29	109

**CAREER GAME BESTS | HOME RUN INFORMATION**

- HITS** — 4 (2x, last 6/9/19 at K.C.) ... **HR** — 2 (3x, last 7/3/19-2 vs. DET) ... **RBI** — 6 (6/24/18 vs. OAK)
- RUNS** — 5 (9/14/17 at DET) ... **SB** — 2 (5/10/19 at TOR) ... **HITTING STREAK** — 19 games (8/14-9/7/21)
- GAME-ENDING HOME RUNS** — NONE ... **GRAND SLAMS** — 1 (4/18/18 at OAK)
- MULTIHOMER GAMES** — 3 (last 7/3-2/19 vs. DET) ... **PINCH-HIT HOME RUNS** — 1 (9/28-2/19 vs. DET)
- INSIDE-THE-PARK HOME RUNS** — NONE ... **LEADOFF HOME RUNS** — 5 (last 8/1/18 vs. K.C.)

**WILD CARD RECORD**

YEAR	CLUB	AVG	G	AB	R	H	TB	2B	3B	HR	RBI	SH	SF	HB	BB	SO	SB	CS	OBP	SLG	OPS
2020	SOX vs. OAK	.077	3	13	1	1	1	0	0	0	0	0	0	0	1	4	1	0	.143	.077	.220



# 88 LUIS ROBERT

OUTFIELDER | R-R | 6-2 | 220

**Given Name:** Luis Robert Moirán

**2022 Opening Day Age:** 24 (August 3, 1997)

**Birthplace:** Ciego de Ávila, Cuba | **Residence:** Tampa, Fla.

**Sox Acquisition:** Signed as a free agent, May 27, 2017

**Contract Status:** Signed through 2025  
(club options for 2026 and 2027)

**MLB Service:** 2.000

**Instagram:** @LuisRobertm56 | **Twitter:** @LMoiran



WHITE SOX OVERVIEW

COACHING STAFF

PLAYERS & ROSTER

2021 SEASON REVIEW

POSTSEASON HISTORY

MINOR LEAGUES

MEDIA & MISC.

## 2021 SEASON

- Was limited to 68 games due to a hip flexor strain.
- Ranked third on the White Sox with a 91.2 mph average exit velocity behind Yasmani Grandal (93.1) and José Abreu (92.0).
- **Hit 'em Hard and Far:** Averaged 107.5 mph and 414 feet on his 13 home runs ... led the Sox in averages for both categories among players who hit at least 13 homers ... his 117.7 mph exit velocity on his homer on 10/3 vs. Detroit was the sixth-highest in MLB this season.
- Sixty-seven of his 68 starts were in center field (one at designated hitter) ... recorded five outs above average.
- Recorded the following slash lines: .320/.375/.582 in the second spot (30 game), .431/.450/.655 in the seventh spot (15 games) and .288/.300/.39 as the leadoff hitter (13 games).
- Went 25-63 (.397) with six homers, 16 RBI and a 1.235 OPS vs. left-handers and 47-134 (.351) with 11 doubles, eight homers, 25 RBI and a 1.026 OPS at Guaranteed Rate Field.
- Hit .300 or better in April (.311), August (.361) and September (.367) ... also recorded a 1.041 OPS in August and 1.031 mark in September ... batted .286 (34-119) with six home runs and 15 RBI with two strikes.
- Ranked among the American League leaders in numerous categories from 8/9 through the end of the season after returning from the injured list (see box above right).
- Reached base safely in each of his first 10 games of the season from 4/1-12, going 10-40 (.250) with four doubles, one homer, four RBI, four runs scored and four walks ... hit safely in eight and reached base multiple times in three contests.
- Was the White Sox Opening Day center fielder on 4/1 at the Angels ... registered a 111.1 mph double on OD.
- Connected on his first home run of 2021 on 4/6 at Seattle.
- Recorded three consecutive multihit efforts from 4/14-17, and four in a span of five games through 4/18-2 ... the three straight multihit games was a career long streak ... went 18-46 (.391) with five doubles, one triple, four RBI and seven runs scored in 12 games from 4/14-30, hitting safely in 10 contests with seven multihit efforts.
- Was placed on the injured list on 4/27 and reinstated on 4/29 following a number of negative test results.
- Left the game in the first with a right hip flexor strain on 5/2 vs. Cleveland ... suffered the injury while running to first base.
- Underwent further examination on 5/4 and was diagnosed with a grade 3 strain (complete tear) of the hip flexor ... surgery was not required as part of the healing process, and it was determined rest and rehabilitation would be the appropriate course of action for a full recovery.
- Appeared in 12 rehab games between Class A Winston-Salem and Class AAA Charlotte before being returned and reinstated from the IL on 8/9 ... made the start that night at Minnesota and went 2-5 with a double and RBI.
- **Ferocious Finish to 2021:** Hit .350/.389/.622 (63-180) with 13 doubles, 12 homers, 35 RBI, 31 runs scored and a 1.011 OPS over his final 43 games from 8/9-10/3 after returning from

## ROBERT AMONG AL LEADERS FROM 8/9-

Category	Rank	No.
Average	1st	.350
OPS	1st	1.011
Hits	T3rd	63
Slugging Pct.	4th	.622
On-Base Pct.	5th	.389
BABIP	5th	.375
Total Bases	6th	112
Doubles	T8th	13
XBH	T8th	25

## SOX HARDEST HIT HOMERS OF STATCAST ERA

Player	Date	EV
Luis Robert	10/3/21	117.7
Y. Mercedes	5/27/21	116.8
Avisaíl García	4/3/18	116.7
Avisaíl García	8/2/16	115.9
José Abreu	4/20/21	115.6
Avisaíl García	4/28/17	115.5
Luis Robert	8/17/20	115.5
Jake Burger	7/17/21	115.2
Daniel Palka	6/24/18	115/2
Matt Davidson	3/29/18	115.1

the injured list ... ranked among the AL leaders from 8/9-10/3 in average (1st), OPS (1st), hits (T3rd), slugging percentage (4th), on-base percentage (5th), BABIP (5th, .375) total bases (6th, 112), doubles (T8th) and extra-base hits (T8th, 25).

- Snapped his 22-game homerless stretch on 8/14 vs. the Yankees (first homer was on 4/6 at Seattle).
- Recorded his second career multihomer game on 8/29 vs. Cubs ... drove in three and scored three runs.
- Matched his career high with four hits on 9/4 at Kansas City and 9/11 vs. Boston ... established a career high with three doubles on 9/11.
- Established a career-high 13-game hitting streak from 9/9-24 ... hit .434/.474/.717 (23-53) with six doubles, three home runs, 15 RBI, seven runs scored and seven multihit efforts.
- Homered in back-to-back games on 9/23-1-9/24 at Cleveland.
- Connected on two homers on 9/28 vs. Cincinnati for his third career multihomer game ... hit a solo homer in the first and added a 445-foot, two-run shot in the eighth ... the eighth-inning homer was the second-longest of his career (452 on 9/421 at K.C.).
- Hit a solo homer (117.7 mph EV) off Tyler Alexander in the regular season finale on 10/3 vs. Detroit ... marked the hardest hit homer by a White Sox in the Statcast era (since 2015).

## CAREER HIGHLIGHTS

- Finished second in the 2020 Jackie Robinson American League Rookie of the Year voting ... received 83 points (27 second-place and two third-place votes), trailing winner Seattle's Kyle Lewis (150 points).
- Was an AL Rawlings Gold Glove Award® winner in 2020 ... became the first Sox outfielder to win a Gold Glove since Ken Berry in 1970 and the second Sox rookie (Tommie Agee, 1966).

**CAREER BATTING RECORD**

YEAR	CLUB	AVG	G	AB	R	H	TB	2B	3B	HR	RBI	SH	SF	HB	BB	SO	SB	CS	OBP	SLG	OPS
2013	Ciego de Ávila	.125	17	24	3	3	4	1	0	0	1	0	1	0	3	9	0	2	.214	.167	.381
2014	Ciego de Ávila	.244	54	123	21	30	39	2	2	1	12	3	1	3	8	27	7	2	.304	.317	.621
2015	Ciego de Ávila	.305	68	269	68	82	111	10	2	5	29	8	1	3	32	46	8	2	.384	.413	.797
2016	Ciego de Ávila	.401	53	182	51	73	125	12	2	12	40	0	1	11	38	30	11	6	.526	.687	1.213
2017	DSL White Sox	.310	28	84	17	26	45	8	1	3	14	0	0	8	22	23	12	3	.491	.536	1.027
2018	Kannapolis	.289	13	45	5	13	18	3	1	0	4	0	0	1	4	12	4	2	.360	.400	.760
	Winston-Salem	.244	32	123	21	30	38	6	1	0	11	1	2	6	8	37	8	2	.317	.309	.625
	AZL White Sox	.389	5	18	5	7	11	2	1	0	2	0	0	0	3	3	0	0	.389	.611	1.001
2019	Winston-Salem	.453	19	75	21	34	69	5	3	8	24	0	0	5	4	20	8	2	.512	.920	1.001
	Birmingham	.314	56	226	43	71	117	16	3	8	29	1	0	4	13	54	21	6	.362	.518	.880
	Charlotte	.297	47	202	44	60	128	10	5	16	39	0	5	5	11	55	7	3	.341	.634	.974
2020	WHITE SOX	.233	56	202	33	47	88	8	0	11	31	0	2	1	20	73	9	2	.302	.436	.738
2021	WHITE SOX	.338	68	275	42	93	156	22	1	13	43	0	2	5	14	61	6	1	.378	.567	.946
	Winston-Salem	.250	4	12	1	3	4	1	0	0	3	0	0	0	1	3	0	0	.308	.333	.641
	Charlotte	.276	8	29	4	8	12	1	0	1	3	0	0	2	5	9	2	0	.417	.414	.830
<b>CUBAN LEAGUE TOTALS</b>		<b>.314</b>	<b>192</b>	<b>598</b>	<b>143</b>	<b>188</b>	<b>279</b>	<b>25</b>	<b>6</b>	<b>18</b>	<b>82</b>	<b>11</b>	<b>4</b>	<b>17</b>	<b>81</b>	<b>112</b>	<b>26</b>	<b>12</b>	<b>.409</b>	<b>.467</b>	<b>.876</b>
<b>MINOR TOTALS</b>		<b>.310</b>	<b>212</b>	<b>814</b>	<b>161</b>	<b>252</b>	<b>442</b>	<b>50</b>	<b>15</b>	<b>36</b>	<b>129</b>	<b>2</b>	<b>7</b>	<b>31</b>	<b>68</b>	<b>216</b>	<b>65</b>	<b>18</b>	<b>.382</b>	<b>.543</b>	<b>.924</b>
<b>MLB TOTALS</b>		<b>.294</b>	<b>124</b>	<b>477</b>	<b>75</b>	<b>140</b>	<b>244</b>	<b>30</b>	<b>1</b>	<b>24</b>	<b>74</b>	<b>0</b>	<b>4</b>	<b>6</b>	<b>34</b>	<b>134</b>	<b>15</b>	<b>3</b>	<b>.345</b>	<b>.512</b>	<b>.857</b>

*Italics indicates independent or foreign league.*

**CAREER TRANSACTIONS**

- On Class A Winston-Salem injured list with sprained left thumb ligament (4/5-6/4/18).
- On Class A Winston-Salem injured list with sprained left thumb ligament (7/3-8/6/18).
- Signed by the White Sox as a free agent (5/27/17).
- On White Sox injured list with a strained right hip flexor (5/4-8/8/21); included minor-league rehab assignment (7/21-8/8/21).

**CAREER FIELDING RECORD**

POSITION	PCT	G	GS	TC	PO	A	E	DP
Center Field	.944	123	122	320	310	5	5	1

**CAREER GAME BESTS | HOME RUN INFORMATION**

**HITS** — 4 (3x, last 9/11/21 vs. BOS) ... **HR** — 2 (3x, last 9/28/21 vs. CIN) ... **RBI** — 3 (8x, last 9/28/21 vs. CIN)  
**RUNS** — 3 (5x, last 9/14/21 vs. LAA) ... **SB** — 2 (3x, last 9/15/20 vs. MIN) ... **HITTING STREAK** — 13 games (9/9-24/21)  
**GAME-ENDING HOMERS** — 1 (8/30/20 vs. K.C.) ... **GS** — NONE ... **MULTIHOMER GAMES** — 3 (last 9/28/21 vs. CIN)  
**PINCH-HIT HOMERS** — NONE ... **INSIDE-THE-PARK HOMERS** — NONE ... **LEADOFF HOMERS** — NONE

**WILD CARD RECORD**

YEAR	CLUB	AVG	G	AB	R	H	TB	2B	3B	HR	RBI	SH	SF	HB	BB	SO	SB	CS	OBP	SLG	OPS
2020	SOX vs. OAK	.308	3	13	2	4	7	0	0	1	2	0	0	0	0	4	0	0	.308	.538	.846





# 55 CARLOS RODÓN

LEFT-HANDED PITCHER | L-L | 6-3 | 245

**Given Name:** Carlos Antonio Rodón

**2022 Opening Day Age:** 29 (December 10, 1992)

**Birthplace:** Miami, Fla. | **Residence:** Covington, Ind.


**First Pro Contract:** White Sox, selected in the first round (third overall), June 2014 First-Year Player Draft

**Sox Acquisition:** Signed as a free agent, February 1, 2021

**Contract Status:** Signed through 2021

**MLB Service:** 6.168

**Instagram:** @carlos\_rodon55 | **Twitter:** @CarlosRodon16



WHITE SOX OVERVIEW

COACHING STAFF

PLAYERS & ROSTER

2021 SEASON REVIEW

POSTSEASON HISTORY

MINOR LEAGUES

MEDIA & MISC.

## 2021 SEASON

- Completed his seventh season with the White Sox, establishing career bests in virtually every category.
- His 2.37 ERA is lowest by a White Sox pitcher with at least 130.0 IP since Chris Sale posted a 2.17 mark in 2014.
- **Seeing Stars:** Was named to his first career American League All-Star team ... joined Tim Anderson as the seventh and eighth White Sox first-round picks to be named All-Stars.
- **The Comforts of Home:** Posted a 6-3 record with a 2.26 ERA (16 ER/63.2 IP), 85 strikeouts and .170 (38-224) average in 11 home starts ... his 2.26 ERA at home is the second-lowest by a White Sox with at least 60.0 IP in Guaranteed Rate Field history (1991-2021), trailing only Alex Fernández in 1994 (2.23 ERA).
- **Dominating the Senior Circuit:** Went 3-2 with a 1.44 ERA (4 ER/25.0 IP), 35 strikeouts and .149 (13-87) opponents average in five interleague starts this season.
- **Tough on Righties:** Limited right-handed hitters to a .175 (66-377) average this season, the fourth-lowest in the majors ... his 150 strikeouts against righties ranked second in baseball.
- Became the first White Sox to win his first five starts of a season since Chris Sale won nine straight to begin 2016.
- Posted a 0.72 ERA and 36 strikeouts over his first four starts ... the 36 strikeouts were the most in a four-game span with a sub-0.80 ERA by a White Sox pitcher in club history (Stathead) ... struck out seven-plus and allowed three hits or less in each of his first four starts, the first pitcher in American League history to accomplish the feat and third in MLB history following Trevor Bauer (2021 with the Dodgers; 2020 with Cincinnati) and Hall-of-Famer Pedro Martínez (2005 with the Mets).
- **The Fab Five (Rodón Edition):** Went 5-0 with a 0.58 ERA (2 ER/31.0 IP), 44 strikeouts, a .114 opponents average (12-105), 0.68 WHIP, .367 OPS and just one homer allowed over his first five starts of the season from 4/5-5/7 ... made three scoreless starts and allowed one earned run twice during the five-start span ... a breakdown of achievements (Elias; BR/Stathead; STATS):
  - Joined Jacob deGrom (2021) as the only pitchers since 1900 to allow one earned run or less and five hits or less with seven-plus strikeouts in his first five games of a season.
  - Joined Randy Johnson (seven) and Pedro Martínez (five) as the only pitchers to record a win, strike out seven-plus and allow five hits or less in his first five starts of a season.
  - His 0.58 ERA was the lowest by a Sox in his first five games (all starts) of a season (previously Joe Benz, 0.65 in 1914).
  - Is one of five pitchers in the last 75 years to win his first five starts with a sub 0.60 ERA: Fernando Valenzuela (0.20; 1981), Pedro Martínez (0.50; 1997), Zack Greinke (0.50; 2009) and Jordan Zimmermann (0.55; 2016).
  - The only other pitchers in club history to allow one earned run or less in each of his first five-plus starts of a season are Benz (six in 1914) and Frank Shellenback (five in 1918).
- Made his season debut on 4/5 at Seattle and earned the win after allowing just two hits with nine strikeouts over 5.0 IP.

## RODÓN AMONG AL LEADERS IN 2021 (MIN. 130.0 IP)

Category	Rank	No.	Category	Rank	No.
ERA	1st	2.37	Opp. OBP	1st	.255
WHIP	1st	0.96	BR/9.0 IP	1st	9.16
SO/9.0 IP	1st	12.55	Pitching WAR	3rd	4.9
Hits/9.0 IP	1st	6.17	SO/BB	4th	5.14
Opp. OPS	1st	.560	Homers/9.0 IP	5th	0.88
Opp. SLG	1st	.306	Wins	T5th	13
Opp. AVG	1st	.189	Strikeouts	T9th	185

- **Carlos Says No No No!:** Threw the 20th no-hitter in club history on 4/14 vs. Cleveland ... retired the first 25 batters before hitting Roberto Pérez in the ninth ... did not issue a walk and struck out seven in his first career shutout and 9.0-IP CG (114 pitches) ... became the first AL pitcher to win his first two starts while allowing two total hits or less ... additional no-hitter info:
  - Became the sixth pitcher to throw a no-hitter with the only baserunner reaching on a HBP, a list that includes former Sox Joe Horlen on 9/10/67 vs. Detroit (Game 1 of a DH);
  - Was the first pitcher in MLB history to throw a no-hitter within two years of having Tommy John surgery (STATS LLC);
  - Marked the first by a White Sox since Lucas Giolito on 8/25/20 vs. Pittsburgh, and first by Sox LHP since Mark Buehrle's perfect game on 7/23/09 vs. Tampa Bay;
  - Was the second White Sox no-hitter to be thrown on April 14 following Eddie Cicotte in 1917;
  - Tony La Russa became the first manager in MLB history to oversee two no-hitters in each league (Dave Stewart in 1990, José Jiménez in 1999 and Bud Smith in 2001).
- **Weekly Honors:** Was named the AL Player of the Week for the period of 4/12-18, his first career weekly honor.
- Struck out 12 and allowed just one run on two hits in 6.0 IP to win his fourth consecutive start on 4/29-1 vs. Detroit ... White Sox won, 3-1, in seven innings ... had his 13.2 hitless IP streak at home snapped in the fourth inning (last hit allowed at Guaranteed Rate Field came on 5/1/19 vs. Baltimore).
- Began the season with a career-high 16.0 scoreless IP streak from 4/5 to the second inning of his start on 4/20 ... the streak tied Garrett Crochet for the longest by a Sox in 2021.
- Surrendered five singles with zero walks and eight strikeouts in 6.0 scoreless IP on 5/7 at Kansas City (lowered ERA to 0.58).
- His five-game winning streak was snapped on 5/15 vs. Kansas City ... allowed four runs on eight hits, including one homer, with three walks and five strikeouts in 5.2 IP ... his four runs allowed surpassed his total from his first three outings (three).
- Recorded eight-plus strikeouts in 10 straight starts from 5/21-7/18, the longest White Sox streak surpassing the previous mark held by Juan Pizarro (nine from 8/5-9/10/1961) ... source Elias.
- Struck out a career-high 13 with no walks over 6.0 IP on 5/21 at the Yankees ... struck out the first five hitters of the game, and recorded multiple strikeouts in all six innings ... the 13 strikeouts tied Chris Sale (2012), Marv Grissom (1952) and Frank Lange (1910) for the most by a Sox in a single game vs. the Yankees.

- Suffered the loss on 5/26 vs. St. Louis despite allowing just one run on one hit (Tommy Edman solo homer) with zero walks and 10 strikeouts in 6.0 IP ... marked his 10th career start with 10 or more strikeouts ... became the fourth starter in White Sox history to allow one run or less and one hit or less with zero walks and 10-plus strikeouts over 6.0-plus IP, joining Gary Peters (7/15/1963 vs. Baltimore), Floyd Bannister (9/13/1987 at Seattle) and Chris Sale (5/22/2014 vs. the Yankees), but the first to suffer the loss ... became the sixth pitcher to record those numbers in a start in 2021, and just the second to suffer the loss (Milwaukee's Corbin Burnes on 4/3/21 vs. Minnesota).
- Took a no-hitter into the seventh before allowing a one-out double to Eric Haase on 6/13 at Detroit ... earned the win after allowing just one run on one hit with nine strikeouts in 7.0 IP ... became the first pitcher in 2021 to twice take a no-hitter into the seventh inning over the first 27 instances.
- Capped his first half with a win on 7/6 at Minnesota ... allowed just one run on seven hits with eight strikeouts and zero walks over 6.0 IP ... surrendered his only run in the sixth but struck out the side with strike three's at 99.2 mph, 100.1 mph and 100.4 mph ... joined Gerrit Cole (2008) as the only starters in the pitch tracking era (since 2008) to record three 99.0-plus mph strikeouts in the sixth or later (MLB Stats).
- Was officially named a AL All-Star team on 7/4 (player ballot).

- Did not pitch at the All-Star Game on 7/12 at Coors Field.
- Opened his second half with a win on 7/18 vs. Houston ... allowed just one hit with zero walks and 10 strikeouts on 7.0 scoreless IP ... retired 21 of the 22 batters he faced (allowed a single to Abraham Toro in the third).
- Earned his ninth win of the season on 8/7 at the Cubs, tossing 5.0 scoreless IP with two hits allowed, two walks and 11 strikeouts ... marked his 12th career double-digit strikeout performance and fifth of the season.
- Was placed on the injured list on 8/11 with left shoulder fatigue ... was reinstated from the IL on 8/26 and started that day at Toronto, earning his 10th win of the season (2 ER/5.0 IP).
- Finished the season on a six-start undefeated streak from 8/7-9/29, going 5-0 with a 1.93 ERA (6 ER/28.0 IP), 36 strikeouts and .178 (18-101) opponents average.
- Became the 27th pitcher in White Sox history to record 700 career strikeouts on 9/10 vs. Boston, striking out Rafael Devers in the fourth inning.
- Tossed a season-low 3.0 IP on 9/20 at Detroit ... exited the game in the fourth inning after allowing three runs (two earned) on two hits with two walks and six strikeouts.
- Made his final regular-season start on 9/29 vs. Cincinnati, earning his career-high 13th win after tossing 5.0 scoreless IP with one hit allowed, two walks and four strikeouts.

**CAREER PITCHING RECORD**

YEAR	CLUB	W-L	PCT	ERA	G	GS	CG	SHO	SV	IP	H	R	ER	HR	HB	BB-I	SO	WP	BK	AVG
2014	AZL White Sox	0-0	.000	6.00	2	1	0	0	0	3.0	4	2	2	0	0	0-0	5	0	0	.308
	Winston-Salem	0-0	.000	1.86	4	2	0	0	0	9.2	7	3	2	0	0	5-0	15	1	0	.189
	Charlotte	0-0	.000	3.00	3	3	0	0	0	12.0	9	4	4	0	1	8-0	18	0	0	.209
2015	Charlotte	1-0	1.000	3.60	2	2	0	0	0	10.0	8	5	4	0	2	4-0	13	1	0	.216
	WHITE SOX	9-6	.600	3.75	26	23	1	0	0	139.1	130	63	58	11	8	71-0	139	7	0	.251
2016	WHITE SOX	9-10	.474	4.04	28	28	0	0	0	165.0	176	82	74	23	6	54-3	168	11	1	.273
	Charlotte	0-1	.000	4.91	1	1	0	0	0	3.2	5	3	2	1	0	2-0	3	0	0	.313
2017	WHITE SOX	2-5	.286	4.15	12	12	0	0	0	69.1	64	35	32	12	3	31-0	76	4	0	.246
	Winston-Salem	0-1	.000	13.50	1	1	0	0	0	3.1	4	5	5	1	0	2-0	6	0	0	.286
	Charlotte	0-3	.000	9.22	3	3	0	0	0	13.2	17	15	14	0	0	7-0	11	1	0	.288
2018	Kannapolis	0-0	.000	1.80	1	1	0	0	0	5.0	3	1	1	0	0	0-0	6	0	0	.176
	Charlotte	1-0	1.000	1.42	3	3	0	0	0	12.2	10	2	2	0	0	5-0	22	2	0	.222
	WHITE SOX	6-8	.429	4.18	20	20	0	0	0	120.2	97	61	56	15	12	55-1	90	4	0	.220
2019	WHITE SOX	3-2	.600	5.19	7	7	0	0	0	34.2	33	22	20	4	1	17-0	46	5	0	.239
2020	WHITE SOX	0-2	.000	8.22	4	2	0	0	0	7.2	9	7	7	1	1	3-0	6	1	0	.290
2021	WHITE SOX	13-5	.722	2.37	24	24	1	1	0	132.2	91	39	35	13	8	36-1	185	7	0	.189
<b>MINOR TOTALS</b>		<b>2-5</b>	<b>.286</b>	<b>4.44</b>	<b>20</b>	<b>17</b>	<b>0</b>	<b>0</b>	<b>0</b>	<b>73.0</b>	<b>67</b>	<b>40</b>	<b>36</b>	<b>2</b>	<b>3</b>	<b>33-0</b>	<b>99</b>	<b>5</b>	<b>0</b>	<b>.258</b>
<b>MLB TOTALS</b>		<b>42-38</b>	<b>.525</b>	<b>3.79</b>	<b>121</b>	<b>116</b>	<b>2</b>	<b>1</b>	<b>0</b>	<b>669.1</b>	<b>600</b>	<b>309</b>	<b>282</b>	<b>79</b>	<b>39</b>	<b>267-5</b>	<b>710</b>	<b>39</b>	<b>1</b>	<b>.239</b>

**CAREER TRANSACTIONS**

- Selected by the White Sox in the first round (third overall) of the First-Year Player Draft (6/14).
- On White Sox injured list with a sprained left wrist (7/6-31/16); included rehab assignment to Class AAA Charlotte (7/25-31/16).
- On White Sox IL with bursitis in his left biceps (4/2-6/29/17); included rehab to Class A Winston-Salem and Class AAA Charlotte (6/6-29/17).
- On White Sox injured list with left shoulder inflammation (9/5/17-remainder of season).
- On White Sox injured list to continue left shoulder surgery rehab (3/26-6/9/18); included minor-league rehab (5/19-6/9/18).
- On White Sox injured list for Tommy John surgery (5/2/19-remainder of season); transferred to the 60-day injured list (6/7/19).
- On White Sox injured list with left shoulder inflammation (8/4-9/23/20); transferred to 45-day injured list (9/13/20).
- On White Sox injured list with left shoulder inflammation (8/8-8/26/21).

**CAREER PITCHING BREAKDOWN**

**Quality Starts** — Career: 62; **2021:** 9; **2020:** 0; **2019:** 3; **2018:** 11; **2017:** 6; **2016:** 17; **2015:** 16.  
**Club Record As Starter** — Career: 63-53; **2021:** 16-8; **2020:** 1-1; **2019:** 4-3; **2018:** 9-11; **2017:** 5-7; **2016:** 13-15; **2015:** 15-8.  
**Starts At Least 6.0/7.0/8.0 IP** — Career: 69/23/7; **2021:** 10/3/1; **2020:** 0/0/0; **2019:** 3/0/0; **2018:** 14/8/3; **2017:** 6/3/1; **2016:** 21/4/1; **2015:** 5/5/1.

**CAREER FIELDING RECORD**

POSITION	PCT	G	GS	TC	PO	A	E	DP
Pitcher	.947	121	116	76	16	56	4	2

**CAREER GAME BESTS AS STARTER**

**STRIKEOUTS** — 13 (5/21/21 at NYY., 6.0 IP) ... **IP** — 9.0 (4/14/21 vs. CLE) ... **CG** — 2 (last 4/14/21 vs. CLE; 9.0 IP)  
**SHO** — 1 (4/14/21 vs. CLE; 9.0 IP) ... **WIN. STREAK** — Five games (4x, 8/7/21-current) ... **SCORELESS IP** — 16.0 (4/5-5/7/21)

**ALL-STAR GAME RECORD**

YEAR	CLUB, SITE	W-L	PCT	ERA	G	GS	CG	SHO	SV	IP	H	R	ER	HR	HB	BB-I	SO	WP	BK	AVG
2021	A.L., Colorado																			

**WILD CARD RECORD**

YEAR	CLUB	W-L	PCT	ERA	G	GS	CG	SHO	SV	IP	H	R	ER	HR	HB	BB-I	SO	WP	BK	AVG
2020	SOX vs. OAK	0-0	.000	—	1	0	0	0	0	0.0	1	2	2	0	0	2-1	0	0	0	1.000

# 66 JOSÉ RUIZ

RIGHT-HANDED PITCHER | R-R | 6-1 | 245

**Given Name:** José Rafael Ruiz

**2022 Opening Day Age:** 27 (October 21, 1994)

**Birthplace and Residence:** Guacara, Venezuela

**First Pro Contract:** San Diego Padres, signed as a free agent, July 2, 2011

**Sox Acquisition:** Claimed off waivers from San Diego, December 22, 2017

**Contract Status:** Signed through 2021

**MLB Service:** 2.048

**Instagram:** @joseruiz63



WHITE SOX OVERVIEW

COACHING STAFF

PLAYERS & ROSTER

2021 SEASON REVIEW

POSTSEASON HISTORY

MINOR LEAGUES

MEDIA & MISC.

## 2021 SEASON

- Made his first career Opening Day roster.
- Recorded career highs in appearances (59), IP (65.0), strikeouts (63) and holds (four).
- Held first batters faced to a .218 (12-55) average with zero home runs allowed and 16 strikeouts ... allowed 63.6 percent (22/14) of inherited runners to score.
- Lefties slashed just .208/.289/.465 and righties recorded a .211/.276/.296 line ... pitched with zero days rest 10 times (4 ER/11.0 IP).
- Suffered the loss in his season debut on 4/5 at the Angels after allowing the eventual winning run to reach base in the ninth inning of a 4-4 game ... after leaving the game, Jared Walsh hit a game-ending homer off Matt Foster.

- Tied his career-high four strikeouts in a game on 4/19 at Fenway Park against Boston ... worked 2.0 IP, allowing one hit.
- Recorded a seven-game scoreless streak from 4/25-5/12 ... opponents went 1-25 (.040) with seven strikeouts.
- Earned his first win of the season on 7/30 vs. Cleveland, working 1.0 scoreless IP with one strikeout ... entered the game in the eighth inning with runners on first and second with no outs and the game tied at 4-4.
- Made his 100th career appearance on 8/28 vs. the Cubs, working a season-high 2.0 IP (seventh time) with one hit allowed, one walk and three strikeouts.
- Recorded a 10-game scoreless streak from 8/25-9/20 (12.0 IP) ... limited opponents to a .136 (6-44) average with nine strikeouts and one hold.

## CAREER PITCHING RECORD

YEAR	CLUB	W-L	PCT	ERA	G	GS	CG	SHO	SV	IP	H	R	ER	HR	HB	BB-I	SO	WP	BK	AVG
2016	Lake Elsinore	0-0	.000	0.00	1	0	0	0	0	1.0	0	0	0	0	0	1-0	1	0	0	.000
	AZL Padres	0-0	.000	0.00	1	0	0	0	0	0.2	0	0	0	0	0	2-0	1	1	0	.000
	Tri-City	2-0	1.000	0.00	9	0	0	0	2	10.2	3	0	0	0	0	2-0	12	0	0	.094
2017	SAN DIEGO	0-0	.000	0.00	1	0	0	0	0	1.0	0	0	0	0	0	1-0	1	0	0	.000
	Lake Elsinore	1-2	.333	5.98	44	0	0	0	2	49.2	57	34	33	7	2	25-0	45	6	0	.291
2018	Winston-Salem	0-0	.000	2.70	10	0	0	0	2	13.1	6	4	4	2	2	5-0	22	1	1	.130
	Birmingham	3-1	.750	3.18	33	0	0	0	14	45.1	33	18	16	2	1	19-1	55	6	0	.204
	WHITE SOX	0-0	.000	4.15	6	0	0	0	0	4.1	5	2	2	1	0	3-0	6	2	0	.278
2019	Charlotte	0-0	.000	1.26	11	0	0	0	7	14.1	9	2	2	0	1	7-0	15	1	0	.180
	WHITE SOX	1-4	.200	6.08	40	1	0	0	0	40.0	56	27	25	6	2	24-2	35	4	0	.335
2020	WHITE SOX	0-0	.000	2.25	5	0	0	0	0	4.0	2	1	1	1	0	0-0	5	0	0	.143
2021	WHITE SOX	1-3	.250	3.05	59	0	0	0	0	65.0	51	26	22	8	0	25-1	63	2	2	.210
<b>MINOR TOTALS</b>		<b>6-3</b>	<b>.667</b>	<b>3.67</b>	<b>109</b>	<b>0</b>	<b>0</b>	<b>0</b>	<b>27</b>	<b>135.0</b>	<b>108</b>	<b>58</b>	<b>55</b>	<b>11</b>	<b>6</b>	<b>61-1</b>	<b>151</b>	<b>15</b>	<b>1</b>	<b>.220</b>
<b>A.L. TOTALS</b>		<b>2-7</b>	<b>.222</b>	<b>3.97</b>	<b>110</b>	<b>1</b>	<b>0</b>	<b>0</b>	<b>0</b>	<b>113.1</b>	<b>114</b>	<b>56</b>	<b>50</b>	<b>16</b>	<b>8</b>	<b>52-3</b>	<b>109</b>	<b>8</b>	<b>2</b>	<b>.258</b>
<b>N.L. TOTALS</b>		<b>0-0</b>	<b>.000</b>	<b>0.00</b>	<b>1</b>	<b>0</b>	<b>0</b>	<b>0</b>	<b>0</b>	<b>1.0</b>	<b>0</b>	<b>0</b>	<b>0</b>	<b>0</b>	<b>0</b>	<b>1-0</b>	<b>1</b>	<b>0</b>	<b>0</b>	<b>.000</b>
<b>MLB TOTALS</b>		<b>2-7</b>	<b>.222</b>	<b>3.94</b>	<b>111</b>	<b>1</b>	<b>0</b>	<b>0</b>	<b>0</b>	<b>114.1</b>	<b>114</b>	<b>56</b>	<b>50</b>	<b>16</b>	<b>2</b>	<b>53-3</b>	<b>110</b>	<b>8</b>	<b>2</b>	<b>.256</b>

## CAREER TRANSACTIONS

- Signed by San Diego as a free agent (7/2/11).
- Claimed by the White Sox off waivers from San Diego (12/22/17).

## CAREER FIELDING RECORD

POSITION	PCT	G	GS	TC	PO	A	E	DP
Pitcher	.833	111	1	12	2	8	2	0

## CAREER GAME BESTS

**STRIKEOUTS** — 4 (3x last on 7/24/21 at Mil, 2.0 IP) ... **INNINGS PITCHED** — 2.0 (13x, last on 9/20/21 at Det)  
**WINNING STREAK** — NONE ... **CONSECUTIVE SCORELESS IP** — 12.0 (8/25/21-9/20/21)

# 32 GAVIN SHEETS

INFIELDER | L-L | 6-5 | 230

**Given Name:** Gavin Crawford Sheets

**2022 Opening Day Age:** 25 (April 23, 1996)

**Birthplace and Residence:** Lutherville, Md.

**Sox Acquisition:** Selected in the second round, June 2017 First-Year Player Draft

**Contract Status:** Signed through 2021

**MLB Service:** 0.076

**Instagram:** @GSheets24 | **Twitter:** @CleanSheets24



## 2021 SEASON

- Split the season between Class AAA Charlotte and the White Sox ... spent three different stints with the Sox: 6/3, 6/29-8/9 and 9/1-remainder of the season.
- Made 21 starts at designated hitter, 11 in right field, 10 at first base and three in left.
- **A Little Goes a Long Way:** Was one of eight White Sox players to hit 10-plus home runs ... his average of one home run every 14.55 at-bats and one RBI every 4.71 at-bats both ranked second on the team behind Yasmani Grandal (12.13 and 4.50).
- **Long, Long Ball:** Averaged 412 feet on his 11 home runs, the third-highest on the team behind Luis Robert (414) and Eloy Jiménez (413) ... minimum 10 home runs.
- **By the Numbers:** Nineteen of his 40 hits went for extra-bases ... averaged 4.49 pitches/plate app., the most on the team (Grandal, 2nd - 4.44) ... recorded five game-winning RBI.
- **Home Sweet Home:** Batted .324/.370/.730 (24-74) with six doubles, eight home runs and 26 RBI over 24 games at Guaranteed Rate Field.
- Was recalled from Charlotte on 6/3, but did not appear in a game and was optioned on 6/4.
- **Dynamic Debut:** Was recalled a second time on 6/29 and made his major-league debut that night as the starting right fielder vs. Minnesota ... went 2-4 with a double, two RBI and run scored, becoming the first Sox player to record two-plus hits and two-plus RBI in his debut since Craig Wilson on 9/5/98 vs. the Yankees ... singled off Kenta Maeda in the second for his first career hit.

- Went 2-4 with his first MLB home run in his second game on 6/30 vs. the Twins, a two-run shot in the fifth off Matt Shoemaker.
- Recorded multiple hits and RBI in each of his first two career games, the first player in Sox history to accomplish the feat ... became the only White Sox player to hit safely with a RBI in each of his first four MLB games ... reached base safely in each of his first 10 career games (hit safely in seven) ... his three multiRBI efforts were the most by a Sox in his first five career games.
- Hit a two-run homer on 7/10 at Baltimore in front of a number of friends and family in attendance ... his father, Larry, played for the Orioles from 1984-89.
- Hit his first career game-ending home run in the seventh inning on 7/19-2 vs. Minnesota, a three-run shot off José Berríos.
- Was optioned to Charlotte on 8/9 and recalled on 9/1, spending the rest of the season with the White Sox.
- Recorded his first career multihomer game and drove in a career-high four runs on 9/1 vs. Pittsburgh.
- Registered a career-high in hits and matched his career best in RBI on 9/14 vs. the Angels, going 3-4 with a double, homer (447 feet), four RBI and two runs scored.
- Posted three straight multihit efforts from 9/28-10/1, going 6-10 with two home runs, seven RBI and four runs scored ... homered in back-to-back games on 9/28-29 vs. Cincinnati.
- Appeared in 60 games with Charlotte, batting .295/.362/.507 (67-227) with 15 doubles, 11 home runs, 46 RBI and 36 runs scored ... homered twice with five RBI on 5/16 vs. Norfolk and collected four hits on 5/28 at Norfolk.

## CAREER BATTING RECORD

YEAR	CLUB	AVG	G	AB	R	H	TB	2B	3B	HR	RBI	SH	SF	HB	BB	SO	SB	CS	OBP	SLG	OPS
2017	AZL White Sox	.500	4	12	3	6	11	2	0	1	3	1	0	1	3	0	0	0	.625	.917	1.542
	Kannapolis	.266	52	192	16	51	70	10	0	3	25	1	1	4	20	34	0	0	.346	.365	.710
2018	Winston-Salem	.293	119	437	58	128	178	28	2	6	61	0	5	3	52	81	1	0	.368	.407	.776
2019	Birmingham	.267	126	464	56	124	192	18	1	16	*83	0	5	4	54	99	3	1	.345	.414	.759
2020		MINOR LEAGUE SEASON CANCELLED																			
2021	Charlotte	.295	60	227	36	67	115	15	0	11	46	0	2	0	25	55	1	1	.362	.507	.869
	WHITE SOX	.250	54	160	23	40	81	8	0	11	34	0	1	2	16	40	0	0	.324	.506	.830
<b>MINOR TOTALS</b>		<b>.282</b>	<b>361</b>	<b>1332</b>	<b>169</b>	<b>376</b>	<b>566</b>	<b>73</b>	<b>3</b>	<b>37</b>	<b>218</b>	<b>2</b>	<b>13</b>	<b>12</b>	<b>154</b>	<b>269</b>	<b>5</b>	<b>2</b>	<b>.359</b>	<b>.425</b>	<b>.784</b>
<b>MLB TOTALS</b>		<b>.250</b>	<b>54</b>	<b>160</b>	<b>23</b>	<b>40</b>	<b>81</b>	<b>8</b>	<b>0</b>	<b>11</b>	<b>34</b>	<b>0</b>	<b>1</b>	<b>2</b>	<b>16</b>	<b>40</b>	<b>0</b>	<b>0</b>	<b>.324</b>	<b>.506</b>	<b>.830</b>

\*Led League

## CAREER TRANSACTIONS

— Selected by the White Sox in the second round of the First-Year Player Draft (6/17).

## CAREER FIELDING RECORD

POSITION	PCT	G	GS	TC	PO	A	E	DP	POSITION	PCT	G	GS	TC	PO	A	E	DP
Right Field	.941	13	11	17	16	0	1	0	First Base	.983	10	10	60	58	1	1	7
Left Field	—	4	3	0	0	0	0	0									

## CAREER GAME BESTS | HOME RUN INFORMATION

**HITS** — 3 (9/14/21 vs. LAA) ... **HR** — 2 (9/1/21 vs. PIT) ... **RBI** — 4 (2x, 9/14/21 vs. LAA)

**RUNS** — 2 (5x, 10/1/21 vs. DET) ... **SB** — None ... **HITTING STREAK** — 5 games (9/26-10/2/21)

**GAME-ENDING HR** — 1 (7/19-2/21 vs. MIN) ... **GRAND SLAMS** — NONE ... **MULTIHOMER GAMES** — 1 (9/1/21 vs. PIT)

**PINCH-HIT HOME RUNS** — NONE ... **INSIDE-THE-PARK HOME RUNS** — NONE ... **LEADOFF HOME RUNS** — NONE

# 52 RYAN TEPERA

**RIGHT-HANDED PITCHER | R-R | 6-1 | 195**

**Given Name:** Dennis Ryan Tepera

**2022 Opening Day Age:** 34 (November 3, 1987)

**Birthplace:** Houston, Texas | **Residence:** Friendswood, Texas

**First Pro Contract:** Toronto Blue Jays, selected in the 19th round, June 2009 First-Year Player Draft

**Sox Acquisition:** Acquired from the Chicago Cubs in exchange for LHP Bailey Horn, July 29, 2021

**Contract Status:** Signed through 2021

**MLB Service:** 6.008

**Instagram:** @tp\_ryan | **Twitter:** @RTepera



WHITE SOX OVERVIEW

COACHING STAFF

PLAYERS & ROSTER

2021 SEASON REVIEW

POSTSEASON HISTORY

MINOR LEAGUES

MEDIA & MISC.

## 2021 SEASON

- Combined to go 0-2 with a 2.79 ERA (19 ER/61.1 IP), two saves, 21 holds, 74 strikeouts, a 0.88 WHIP and .164 (35-213) opponents average in 65 relief appearances between the Cubs and White Sox ... was acquired by the Sox in July.
- Limited right-handers to a .180 (25-139) average and lefties to a .135 (10-74) ... opponents hit just .167 (10-60) with RISP and .133 (4-30) with RISP/two outs.
- Recorded sub-1.00 ERAs in May (0.61; 1 ER/14.2 IP) and August (0.77; 1 ER/11.2 IP).
- Worked at least 1.0 IP 46 times and a career-high 2.0 in three appearances ... struck out multiple batters in 24 games.
- Allowed 27.0 percent (37/10) of inherited runners to score ... first batters faced went 13-55 (.236) with 18 strikeouts.
- Made the Cubs Opening Day roster and struck out the only batter he faced in the season opener on 4/1 vs. Pittsburgh.
- Earned his first hold on 4/4 vs. the Pirates (1.1 scoreless IP).
- Was charged with his first blown save on 4/22 vs. the Mets after allowing the inherited tying run to score in the seventh.
- Owned an 18-game scoreless streak from 5/12-6/20, allowing just three hits with 26 strikeouts, two walks, 11 holds, one save and a .045 (66 AB) opponents average in 20.1 IP ... recorded multiple strikeouts in eight appearances.

- Recorded a hold in six consecutive outings from 6/6-20.
- Held the opposition scoreless in his final six appearances with the Cubs from 7/9-25 ... surrendered three hits with nine strikeouts over 5.2 IP.
- Was traded by the Cubs to the White Sox in exchange for minor-league LHP Bailey Horn on 7/29.
- Made his Sox debut on 7/30 vs. Cleveland and allowed one on a home run with a walk and did not record an out.
- Owned an eight-game scoreless streak from 7/31-8/15 ... allowed just three hits with nine strikeouts in 7.0 IP.
- Earned his first save with the White Sox on 8/20 at Tampa Bay ... struck out two in a hitless 11th inning to finish the game.
- Was placed on the 10-day injured list on 9/14 (retro to 9/11) with a right index finger laceration and reinstated on 10/1.
- Worked 2.0 scoreless IP over his final two appearances of the season on 10/1 and 10/3 vs. Detroit.

## CAREER PITCHING RECORD

YEAR	CLUB	W-L	PCT	ERA	G	GS	CG	SHO	SV	IP	H	R	ER	HR	HB	BB-I	SO	WP	BK	AVG
2009	GCL Blue Jays	3-1	.750	1.72	11	5	1	1	0	36.2	19	11	7	4	3	4-0	42	2	0	.150
2010	Lansing	9-6	.600	3.98	24	22	0	0	0	120.0	113	61	53	7	4	44-1	79	11	0	.251
2011	Dunedin	11-6	.647	4.43	27	23	0	0	0	146.1	156	75	72	13	5	38-1	93	11	0	.276
2012	Dunedin	1-3	.250	7.71	5	5	1	0	0	21.0	27	19	18	3	2	12-0	14	1	1	.310
	New Hampshire	7-3	.700	4.84	16	15	0	0	0	74.1	82	44	40	4	7	37-0	57	6	0	.280
2013	New Hampshire	10-8	.556	4.50	33	20	0	0	1	116.0	109	65	58	11	12	56-0	105	6	0	.248
2014	Buffalo	7-3	.700	3.66	51	0	0	0	2	64.0	66	29	26	4	1	24-4	67	5	0	.264
2015	Buffalo	3-1	.750	1.06	21	0	0	0	3	34.0	16	5	4	1	0	13-1	37	3	0	.138
	TORONTO	0-2	.000	3.27	32	0	0	0	1	33.0	23	14	12	8	3	6-0	22	2	0	.250
2016	Buffalo	1-2	.000	2.58	37	0	0	0	18	45.1	33	13	13	3	1	16-0	48	3	0	.205
	TORONTO	0-1	.000	2.95	20	0	0	0	0	18.1	17	8	6	1	3	8-1	18	3	0	.233
2017	TORONTO	7-1	.875	3.59	73	0	0	0	2	77.2	57	35	31	7	8	31-4	81	5	0	.205
2018	TORONTO	5-5	.500	3.62	68	0	0	0	7	64.2	55	27	26	9	4	24-1	68	5	1	.237
2019	Buffalo	0-0	.000	3.60	5	1	0	0	0	5.0	4	4	2	1	1	2-0	4	0	0	.200
	TORONTO	0-2	.000	4.98	23	1	0	0	0	21.2	20	12	12	5	0	8-2	14	2	0	.250
	Dunedin	0-0	.000	0.00	2	1	0	0	0	2.0	0	0	0	0	0	1-0	2	0	0	.00
2020	CHICAGO-NL	0-1	.000	3.92	21	0	0	0	0	20.2	17	9	9	2	1	12-0	31	1	0	.227
2021	CHICAGO-NL	0-2	.000	2.91	43	0	0	0	1	43.1	22	14	14	3	3	12-1	50	1	0	.150
	WHITE SOX	0-0	.000	2.50	22	0	0	0	1	18.0	13	5	5	1	1	7-1	24	3	0	.197
<b>MINOR TOTALS</b>		<b>52-33</b>	<b>.612</b>	<b>3.97</b>	<b>232</b>	<b>92</b>	<b>2</b>	<b>1</b>	<b>24</b>	<b>664.2</b>	<b>625</b>	<b>326</b>	<b>293</b>	<b>51</b>	<b>36</b>	<b>247-7</b>	<b>548</b>	<b>48</b>	<b>1</b>	<b>.249</b>
<b>A.L. TOTALS</b>		<b>12-11</b>	<b>.522</b>	<b>3.55</b>	<b>238</b>	<b>1</b>	<b>0</b>	<b>0</b>	<b>11</b>	<b>233.1</b>	<b>185</b>	<b>101</b>	<b>92</b>	<b>31</b>	<b>19</b>	<b>84-9</b>	<b>227</b>	<b>20</b>	<b>1</b>	<b>.218</b>
<b>N.L. TOTALS</b>		<b>0-3</b>	<b>.000</b>	<b>3.23</b>	<b>64</b>	<b>0</b>	<b>0</b>	<b>0</b>	<b>1</b>	<b>64.0</b>	<b>39</b>	<b>23</b>	<b>23</b>	<b>5</b>	<b>4</b>	<b>24-0</b>	<b>81</b>	<b>2</b>	<b>4</b>	<b>.176</b>
<b>MLB TOTALS</b>		<b>12-14</b>	<b>.462</b>	<b>3.48</b>	<b>302</b>	<b>1</b>	<b>0</b>	<b>0</b>	<b>12</b>	<b>297.1</b>	<b>224</b>	<b>124</b>	<b>115</b>	<b>36</b>	<b>23</b>	<b>108-9</b>	<b>308</b>	<b>22</b>	<b>1</b>	<b>.209</b>

**CAREER TRANSACTIONS**

- Selected by Toronto in the 19th round of First-Year Player Draft (6/09).
- On Toronto injured list with right elbow inflammation (6/28-7/15/18).
- On Toronto injured list with right elbow inflammation (3/25-4/18/19); included rehab assignment to Class AAA Buffalo (4/12-18/19).
- On Toronto injured list with a right elbow impingement (5/21-9/1/19); included rehab assignment to Class A Dunedin (8/17-23/19) and Buffalo (8/23-9/1/19).
- Signed by Chicago-NL as a free agent (12/20/19).
- Signed by Chicago-NL as a free agent (3/2/21).
- On Chicago-NL injured list with a strained left calf (6/29-7/8/21).
- Traded by Chicago-NL to the White Sox in exchange for LHP Bailey Horn (7/29/21).
- On White Sox injured list with a right index finger laceration (9/14-9/30/21).

**CAREER FIELDING RECORD**

POSITION	PCT	G	GS	TC	PO	A	E	DP
Pitcher	.917	302	1	48	8	36	4	1

**CAREER RELIEF BREAKDOWN**

**Holds** — Career: 77; **2021:** 21; **2020:** 2; **2019:** 19; **2017:** 18.  
**Inherited Runners/Scored (Pct.)** — Career: 159/48 (30.2); **2021:** 37/10 (27.0); **2020:** 12/6 (50.0); **2019:** 9/2 (22.2); **2018:** 34/15 (44.1); **2017:** 34/8 (23.5); **2016:** 14/2 (14.3); **2015:** 19/5 (26.3).  
**First Batter Efficiency** — Career: .231 (71-307); **2021:** .236 (13-55); **2020:** .263 (5-19); **2019:** .263 (5-19); **2018:** .246 (15-61); **2017:** .217 (15-69); **2016:** .188 (3-16); **2015:** .207 (6-29).

**CAREER GAME BESTS**

**STRIKEOUTS** — 5 (4/30/17 vs. T.B.) ... **INNINGS PITCHED** — 3.1 (4/30/17 vs. T.B.)  
**WINNING STREAK** — Seven games (5/7/17-3/31/18) ... **CONSECUTIVE SCORELESS IP** — 19.0 (4/30-5/27/17)

**WILD CARD RECORD**

YEAR	CLUB	W-L	PCT	ERA	G	GS	CG	SHO	SV	IP	H	R	ER	HR	HB	BB-I	SO	WP	BK	AVG
2020	CUBS vs. MIA	0-0	.000	0.00	1	0	0	0	0	0.2	0	0	0	0	0	1-0	2	1	0	.000

**LEAGUE DIVISION SERIES RECORD**

YEAR	CLUB	W-L	PCT	ERA	G	GS	CG	SHO	SV	IP	H	R	ER	HR	HB	BB-I	SO	WP	BK	AVG
2016	TOR vs. TEX	0-0	.000	0.00	1	0	0	0	0	0.2	0	0	0	0	0	0-0	0	0	0	.000

**LEAGUE CHAMPIONSHIP SERIES RECORD**

YEAR	CLUB	W-L	PCT	ERA	G	GS	CG	SHO	SV	IP	H	R	ER	HR	HB	BB-I	SO	WP	BK	AVG
2015	TOR vs. K.C.	0-0	.000	21.60	1	0	0	0	0	1.2	5	4	4	0	0	2-0	0	1	0	.714



# 25 ANDREW VAUGHN

INFIELDER/OUTFIELDER | R-R | 6-0 | 215

**Given Name:** Andrew Clayton Vaughn

**2022 Opening Day Age:** 23 (April 3, 1998)

**Birthplace:** Santa Rosa, Calif. | **Residence:** Litchfield Park, Ariz.

**Sox Acquisition:** Selected in the first round (third overall), June 2019 First-Year Player Draft

**Contract Status:** Signed through 2021

**MLB Service:** 1.000

**Instagram:** @avaughn403 | **Twitter:** @avaughn403



WHITE SOX OVERVIEW

COACHING STAFF

PLAYERS & ROSTER

2021 SEASON REVIEW

POSTSEASON HISTORY

MINOR LEAGUES

MEDIA & MISC.

## 2021 SEASON

- **American League Rookie Leaders:** Doubles (4th, 22); Runs Scored (5th, 56); Hits (6th, 98); Extra-Base Hits (6th, 37); Total Bases (6th, 165); Home Runs (8th, 15); RBI (T8th, 48);
- Appeared in 127 games in his first major-league season ... marked his first game action since the 2019 minor-league season following the cancellation of the 2020 MiLB season.
- Hit .269/.383/.555 (32-119) with 10 doubles, eight RBI and 17 RBI vs. lefties compared to .221/.277/.332 (66-298) with seven homers and 31 RBI vs. lefties.
- Made appearances at five different positions: 95 (86 starts) in left field, 15 (10) at first base, 18 (14) in right field, two (one) at third base and one (one) at second.
- Made his first career Opening Day roster ... did not play a game at the Class AAA or Class AA level in his career.
- Made his major-league debut as the starting left fielder on 4/2 at the Angels ... recorded his first run scored and walk.
- Was hit by a pitch with the bases loaded for his first career RBI on 4/5 at Seattle.
- Doubled for his first hit and walked twice on 4/6 at the Mariners.
- Started his first career game in left field in front of the "Green Monster" on 4/17 at Boston ... did not have a putout or assist.
- Recorded his first career multihit effort on 4/23 vs. Texas.
- Established a career high with three hits on 4/29-2 vs. Detroit.
- Connected on his first career home run, a two-run shot of J.A. Happ in the fourth, on 5/12 vs. Minnesota ... registered an estimated 436 feet and a 110.9 exit velocity.

- Hit a game-tying, pinch homer off Aroldis Chapman in the ninth on 5/23 at the Yankees ... the last Sox to hit a game-tying, pinch homer in the ninth or later was Conor Gillaspie on 7/10/14.
- Hit a game-winning, two-run homer on 5/24 vs. St. Louis.
- Was placed on the injured list on 6/3 in compliance with MLB's existing COVID-19 protocols and reinstated on 6/5.
- Hit a game-tying solo homer in the seventh and snapped a 1-1 tie with a game-winning sac fly in the eighth on 6/8 vs. Toronto.
- Hit .329 (25-76) with six doubles, five homers, 11 RBI, 15 runs scored, six walks and a .974 OPS in 23 games from 6/15-7/11.
- Matched his career high with three hits on 6/16 vs. Tampa Bay ... snapped a 10-game homerless stretch on 6/19 at Houston.
- Recorded four straight multihit efforts from 6/29-7/2 ... went 8-13 (.615) with a double, two homers, five RBI and six runs.
- Drove in a career-high three runs on 6/30 vs. Minnesota, and matched his career high with three hits on 7/9 at Baltimore.
- Registered his first career multihomer game and drove in a career-high four RBI on 7/11 at Baltimore.
- Established a season-high eight-game hitting streak from 7/20-28, going 13-28 (.464) with four doubles, a homer and five RBI.
- Hit his 15th and final home runs on 8/19 vs. Oakland ... did not homer over his final 22 contests.
- Was on the IL from 9/14-22 with lower back inflammation.
- **Preseason *Baseball America* Rankings:** No. 1 prospect and Best Power Hitter in the White Sox system; No. 21 overall and No. 2 first base prospect in baseball.
- **Preseason *MLB.com* Rankings:** No. 1 prospect in the Sox system; No. 14 overall and No. 1 first base prospect in baseball.

## CAREER BATTING RECORD

YEAR	CLUB	AVG	G	AB	R	H	TB	2B	3B	HR	RBI	SH	SF	HB	BB	SO	SB	CS	OBP	SLG	OPS
2019	AZL White Sox	.600	3	15	3	9	14	2	0	1	4	0	0	1	0	3	0	0	.625	.933	1.558
	Kannapolis	.253	23	83	14	21	34	7	0	2	11	0	1	5	14	18	0	0	.388	.410	.798
	Winston-Salem	.252	29	107	16	27	44	8	0	3	21	0	2	1	16	17	0	1	.349	.411	.760
2020																					
MINOR LEAGUE SEASON CANCELLED																					
2021	WHITE SOX	.235	127	417	56	98	22	0	15	48	0	5	6	41	101	1	1	.309	.396	.705	
<b>MINOR TOTALS</b>		<b>.278</b>	<b>55</b>	<b>205</b>	<b>33</b>	<b>57</b>	<b>92</b>	<b>17</b>	<b>0</b>	<b>6</b>	<b>36</b>	<b>0</b>	<b>3</b>	<b>7</b>	<b>30</b>	<b>38</b>	<b>0</b>	<b>1</b>	<b>.384</b>	<b>.449</b>	<b>.833</b>
<b>MLB TOTALS</b>		<b>.235</b>	<b>127</b>	<b>417</b>	<b>56</b>	<b>98</b>	<b>22</b>	<b>0</b>	<b>15</b>	<b>48</b>	<b>0</b>	<b>5</b>	<b>6</b>	<b>41</b>	<b>101</b>	<b>1</b>	<b>1</b>	<b>.309</b>	<b>.396</b>	<b>.705</b>	

## CAREER TRANSACTIONS

- Selected by the White Sox in the first round (third overall) of the First-Year Player Draft (6/19).
- On White Sox injured list due to COVID-19 protocols (6/3-4/21).
- On White Sox injured list with lower back inflammation (9/14-22/21).

## CAREER FIELDING RECORD

POSITION	PCT	G	GS	TC	PO	A	E	DP	POSITION	PCT	G	GS	TC	PO	A	E	DP
Left Field	.985	95	86	137	132	3	2	0	First Base	.987	15	10	76	71	4	1	3
Right Field	.955	18	14	22	21	0	1	0	Third Base	1.000	2	1	1	0	1	0	0
Second Base	1.000	1	1	3	2	1	0	1									

## CAREER GAME BESTS | HOME RUN INFORMATION

- HITS** — 3 (4x, last 7/23/21 at MIL) ... **HR** — 1 (7/11/21 at BAL) ... **RBI** — 4 (7/11/21 at BAL)
- RUNS** — 3 (2x, last 6/16/21 vs. T.B.) ... **SB** — 1 (6/26/21 vs. SEA) ... **HITTING STREAK** — Eight games (7/20-28/21)
- GAME-ENDING HOMERS** — NONE ... **GRAND SLAMS** — NONE ... **MULTIHOMER GAMES** — 1 (7/11/21 at BAL)
- PINCH-HIT HOMERS** — 1 (5/23/21 at NYY) ... **INSIDE-THE-PARK HOMERS** — NONE ... **LEADOFF HOMERS** — NONE

# 44 SEBY ZAVALA

**CATCHER | R-R | 5-11 | 205**

**Given Name:** Bernardo Sebastián Zavala

**2022 Opening Day Age:** 28 (August 28, 1993)

**Birthplace | Residence:** Fort Hood, Texas | Denver, Colo.

**Sox Acquisition:** Selected in the 12th round, June 2015 First-Year Player Draft

**Contract Status:** Signed through 2021

**MLB Service:** 0.080

**Instagram:** @\_piece | **Twitter:** @\_piece36



## 2021 SEASON

- Split the 2021 season between the White Sox and the Class AAA Charlotte ... started the year with Charlotte.
- Played in 37 games with the Sox, including 31 starts.
- White Sox pitchers owned a 3.46 ERA (103 ER/267.2 IP) when he was behind the plate ... threw out just 2-26 (7.7 percent) of attempted basestealers.
- Was recalled from Charlotte on 7/6, replacing Yasmani Grandal on the active roster.
- Made his first start on 7/7 at Minnesota (0-3), catching All-Star Lance Lynn ... Sox pitching allowed just one run in a 6-1 win.
- **Seby's Historic Night:** Hit the first three home runs of his career, drove in six runs and scored four runs on 7/31 vs. Cleveland ... his first career homer was off RHP Triston McKenzie in the third ... his four hits and six RBI marked career highs ... a breakdown of his historic accomplishments:
  - *First player in MLB history to hit his first three career home runs in the same game (Elias);*
  - *17th player (18th time) in club history to hit three-plus homers in a game, and first since José Abreu (8/22/20 at Cubs);*
  - *First White Sox catcher to record a three-homer game, and first in MLB since the Yankees' Kyle Higashioka (#9 hitter) on 9/16/20 vs. Toronto... first White Sox #9 hitter with three home runs in a game;*

- *Six RBI tied Craig Grebeck (4/30/92 vs. Texas) for the second-most by a Sox #9 hitter behind Charles Johnson (7; 9/2/2000 vs. Anaheim);*
- *Sixth White Sox catcher with six-plus RBI in a game (one shy of club record), and first since Johnson in 2000;*
- *Third Sox ever with 4+ H/3+ HR/6+ RBI/4+ R in a game (also Carl Reynolds on 7/2-2/30 and Pat Seerey on 7/18-1/48) ... 13 total bases tied for fifth-most by a White Sox.*
- Connected on his fourth home run of season on 8/12 vs. the Yankees in the "Field of Dreams" Game in Dyersville, Iowa ... also earned a two-out walk in the bottom of the ninth to set up Tim Anderson's dramatic, game-ending two-run homer.
- Went hitless in his last seven games with the White Sox, going 0-12 with five strikeouts.
- Was optioned to Charlotte on 9/14 for the remainder of 2021.
- Opened the season with the Knights on a six-game hitting streak, going 9-25 (.360) with three doubles, two home runs and seven RBI.
- Following his stint with Chicago, went 0-15 over his final four games with Charlotte.
- **Preseason Baseball America Rankings:** Best Defensive Catcher in Sox system.

## CAREER BATTING RECORD

YEAR	CLUB	AVG	G	AB	R	H	TB	2B	3B	HR	RBI	SH	SF	HB	BB	SO	SB	CS	OBP	SLG	OPS
2015	AZL White Sox	.326	35	129	33	42	81	17	5	4	35	0	1	2	15	27	2	0	.401	.628	1.029
2016	Kannapolis	.253	93	360	40	91	137	19	3	7	49	1	1	7	35	108	1	1	.330	.381	.711
2017	Kannapolis	.259	52	185	32	48	95	8	0	13	34	2	1	6	13	52	0	0	.327	.514	.840
	Winston-Salem	.302	55	202	31	61	98	13	0	8	38	1	0	0	24	52	1	0	.376	.485	.861
2018	Birmingham	.271	56	199	32	54	94	7	0	11	31	0	4	2	27	65	0	0	.358	.472	.830
	Charlotte	.243	48	181	18	44	65	15	0	2	20	0	3	1	6	44	0	2	.267	.359	.626
2019	Charlotte	.222	82	297	46	66	140	14	0	20	45	0	2	6	26	116	1	1	.296	.471	.786
	WHITE SOX	.083	5	12	1	1	1	0	0	0	0	0	0	0	0	9	0	0	.083	.083	.167
2020																					
	MINOR LEAGUE SEASON CANCELLED																				
2021	Charlotte	.168	43	155	19	26	55	5	0	8	20	0	3	1	20	75	0	1	.263	.355	.617
	WHITE SOX	.183	37	93	15	17	35	3	0	5	15	4	0	1	6	41	0	0	.240	.376	.616
	<b>MINOR TOTALS</b>	<b>.261</b>	<b>421</b>	<b>1553</b>	<b>235</b>	<b>406</b>	<b>710</b>	<b>93</b>	<b>8</b>	<b>65</b>	<b>252</b>	<b>4</b>	<b>12</b>	<b>24</b>	<b>146</b>	<b>464</b>	<b>5</b>	<b>4</b>	<b>.332</b>	<b>.457</b>	<b>.778</b>
	<b>MLB TOTALS</b>	<b>.171</b>	<b>42</b>	<b>105</b>	<b>16</b>	<b>18</b>	<b>36</b>	<b>3</b>	<b>0</b>	<b>5</b>	<b>15</b>	<b>4</b>	<b>0</b>	<b>1</b>	<b>6</b>	<b>50</b>	<b>0</b>	<b>0</b>	<b>.223</b>	<b>.343</b>	<b>.566</b>

## CAREER TRANSACTIONS

— Selected by the White Sox in the 12th round of the First-Year Player Draft (6/15).

## CAREER FIELDING RECORD

POSITION	PCT	G	GS	TC	PO	A	E	DP
Catcher	.997	34	31	309	296	12	1	0

## CAREER GAME BESTS | HOME RUN INFORMATION

**HITS** — 4 (7/31/21 vs. CLE) ... **HR** — 3 (7/31/21 vs. CLE) ... **RBI** — 6 (7/31/21 vs. CLE)  
**RUNS** — 4 (7/31/21 vs. CLE) ... **SB** — NONE ... **HITTING STREAK** — Two games (2x, last 8/20-21/21)  
**GAME-ENDING HOMERS** — NONE ... **GRAND SLAMS** — 1 (7/31/21 vs. CLE) ... **MULTIHOMER GAMES** — 1 (7/31/21 vs. CLE)  
**PINCH-HIT HOME RUNS** — NONE ... **INSIDE-THE-PARK HOME RUNS** — NONE ... **LEADOFF HOME RUNS** — NONE



# OTHERS TO APPEAR WITH WHITE SOX IN 2021

## RHP ZACK BURDI

- Opened the season at the Schaumburg training facility before spending time with both the White Sox and Class AAA Charlotte and being claimed off waivers by Baltimore in August ... was recalled from Schaumburg on 4/14 and optioned back on 4/16 without appearing in a game ... was recalled a second time on 4/18 and made his season debut on 4/19 at Boston, allowing two runs on four hits with three strikeouts in 3.0 IP ... was optioned back to Schaumburg on 4/20 ... served as the 27th man for a doubleheader on 5/29 vs. Baltimore but did not pitch (returned to Charlotte postgame) ... was recalled from Charlotte on 6/17 and appeared in five games before being optioned on 7/2 ... was designated for assignment on 8/16 and claimed off waivers by the Orioles on 8/18 ... also made 20 relief appearances with Charlotte ... entered the season ranked by MLB.com as the White Sox No. 15 prospect.

### 2021 WHITE SOX STATISTICS

YEAR	CLUB	W-L	PCT	ERA	G	GS	CG	SHO	SV	IP	H	R	ER	HR	HB	BB-I	SO	WP	BK	AVG
2021	WHITE SOX	0-0	.000	6.00	6	0	0	0	0	9.0	13	7	6	3	2	4-0	6	0	0	.351

## OF ADAM EATON

- Appeared in 58 games in his second stint with Chicago ... reached base safely in his first 13 games from 4/1-17, the longest season-opening on-base streak of his career ... hit .265 (13-49) with a double, three homers, 11 RBI, seven walks, three HBP and 12 runs scored during the streak ... was the Sox Opening Day right fielder on 4/1 at the Angels ... hit a two-run homer, his second straight OD with a home run ... hit a game-tying, pinch-hit homer in the eighth inning off Jesse Hahn on 4/11 vs. Kansas City ... marked his first career PH homer ... received a one-game suspension and undisclosed fine for his actions and inciting a benches-clearing incident in the first inning on 4/14 vs. Cleveland ... appealed the suspension but ultimately served it in Game 2 on 4/29 vs. Detroit ... was placed on the injured list on 6/17 (retroactive to 6/15) with a strained right hamstring and reinstated on 7/2 ... went 2-4 with a run scored on 7/2 at Detroit, his first game since 6/14 ... was designated for assignment on 7/7 and released on 7/12.

### 2021 WHITE SOX STATISTICS

YEAR	CLUB	AVG	G	AB	R	H	TB	2B	3B	HR	RBI	SH	SF	HB	BB	SO	SB	CS	OBP	SLG	OPS
2021	WHITE SOX	.201	58	189	33	38	65	8	2	5	28	4	0	6	20	55	2	0	.298	.344	.642

## OF LUIS GONZÁLEZ

- Spent most of the season with Class AAA Charlotte and appeared in six games with the White Sox before being released ... was recalled from the Schaumburg training facility on 4/27 ... made his season debut as a defensive replacement in left field in the ninth inning on 4/29-1 vs. Detroit ... was returned to Schaumburg on 4/30 and joined Charlotte for the start of the Class AAA season ... was recalled from the Knights on 6/22 ... started in center field on 6/23 at Pittsburgh and doubled in the second inning off Chase De Jong for his first major-league hit ... also recorded his first career walk ... appeared in three more games before being optioned back to the Knights on 6/29 ... was released on 8/9 prior to undergoing season-ending surgery on his right shoulder in early August ... entered the season ranked by Baseball America as the No. 9 prospect and by MLB as the No. 14 prospect in the Sox system.

### 2021 WHITE SOX STATISTICS

YEAR	CLUB	AVG	G	AB	R	H	TB	2B	3B	HR	RBI	SH	SF	HB	BB	SO	SB	CS	OBP	SLG	OPS
2021	WHITE SOX	.250	6	8	2	2	4	2	0	0	0	0	0	0	3	2	0	0	.455	.500	.955

## RHP CODI HEUER

- Appeared in 40 games before being traded to the Cubs at the trade deadline ... made his second consecutive Opening Day roster ... made his season debut and earned a hold on OD (4/1) at the Angels (1.2 scoreless IP) ... earned his first win on 4/12 vs. Cleveland after allowing just one hit with a career-high four strikeouts in a career-high 2.1 IP ... suffered his first loss on 4/17 at Boston after allowing three runs on three hits, including a go-ahead home run to Marwin Gonzalez in the eighth, with a career-high matching four strikeouts in 1.2 IP ... inherited a bases loaded, zero outs situation in the sixth on 5/29-2 vs. Baltimore, and struck out two and allowed just one run to score on a HBP to hold the Sox 3-1 lead ... recorded a nine-game scoreless streak from 6/27-7/16, allowing just four hits with six strikeouts in 6.2 IP ... was traded with 2B Nick Madrigal to the Cubs in exchange for RHP Craig Kimbrel on 7/30.

### 2021 WHITE SOX STATISTICS

YEAR	CLUB	W-L	PCT	ERA	G	GS	CG	SHO	SV	IP	H	R	ER	HR	HB	BB-I	SO	WP	BK	AVG
2021	WHITE SOX	4-1	.800	5.12	40	0	0	0	0	38.2	45	22	22	5	1	10-0	39	3	0	.296

## INF NICK MADRIGAL

- Appeared in 54 games with the White Sox before suffering a season-ending right hamstring tear in June and being traded to the Cubs at the trade deadline ... reached safely in his first eight games from 4/1-11 and 17 of his first 18 starts from 4/1-25 ... hit .308/.361/.415 with three doubles, two triples, eight RBI and four walks over the 18 games ... made his first career Opening Day roster and was the White Sox OD second baseman on 4/1 vs. the Angels ... recorded his first career game-ending hit, a RBI double on an 0-2 count in the ninth, on 4/24 vs. Texas ... marked the White Sox first walkoff hit of 2021, first by a second baseman since Yolmer Sánchez on 5/27/19 vs. Kansas City and first by the nine hitter since Tyler Saladino on 7/25/16 vs. Cubs ... connected on his first career home run, a solo shot off J.A. Happ in the third, on 5/17 at Minnesota ... snapped a 229 at-bat homerless stretch, the longest in MLB since the start of 2020 ... suffered a proximal right hamstring tear while running to first base on 6/9 vs. Toronto (placed on 60-day injured list on 6/10) ... underwent season-ending surgery to repair the proximal hamstring tendon tears on 6/15 at Rush Univ. Medical Center ... was traded with RHP Codi Heuer to the Cubs in exchange for RHP Craig Kimbrel on 7/30 ... entered the season ranked by MLB.com and Baseball America as the No. 3 prospect in the White Sox system.

### 2021 WHITE SOX STATISTICS

YEAR	CLUB	AVG	G	AB	R	H	TB	2B	3B	HR	RBI	SH	SF	HB	BB	SO	SB	CS	OBP	SLG	OPS
2021	WHITE SOX	.305	54	200	30	61	85	10	4	2	21	0	1	3	11	17	1	2	.349	.425	.774

# OTHERS TO APPEAR WITH WHITE SOX IN 2021

## INF/OF JAKE LAMB

● Appeared in 44 games with the White Sox before being designated for assignment and claimed off waivers in September ... agreed to terms on a major-league deal on 3/30 ... signed with Atlanta as a free agent on 2/23 and was released on 3/29 ... made the White Sox Opening Day roster after appearing in just one Cactus League game with the club ... started 13 games in left field, eight in right, six at DH, four at third base and two at first ... made his Sox debut as the starting third baseman on 4/7 at Seattle (0-2 with three walks and a run scored) ... was the starting left fielder on 4/18-1 at Boston, his first career start (minor or major league) in the outfield ... connected on his first homer of 2021 on 5/13 vs. the Twins ... hit safely in nine games over a 10-game span from 5/18-6/5, batting .393/.469/.786 (11-28) with two doubles, three homers, six RBI, three walks and eight runs scored ... was placed on the 10-day injured list on 6/29 (retro to 6/28) with a strained right quadriceps ... appeared in 16 rehab games with Class AAA Charlotte before being returned and reinstated from the IL on 8/5 ... was DFA on 9/1 and claimed off waivers by Toronto on 9/3.

### 2021 WHITE SOX STATISTICS

YEAR	CLUB	AVG	G	AB	R	H	TB	2B	3B	HR	RBI	SH	SF	HB	BB	SO	SB	CS	OBP	SLG	OPS
2021	WHITE SOX	.212	43	113	20	24	44	2	0	6	13	0	0	1	17	38	0	0	.321	.389	.710

## RHP ALEX McRAE

● Spent most of the season with Class AAA Charlotte and made two relief appearances with the White Sox ... his contract was purchased from the Schaumburg training facility on 4/20 ... did not pitch and was optioned back on 4/23 ... was recalled on 4/27 and made his season debut on 5/4 at Cincinnati, working 1.0 scoreless IP with a strikeout ... was optioned back to Charlotte on 5/7 ... was recalled on 5/14 as the 27th man for a doubleheader vs. Kansas City and allowed one run in the seventh inning of Game 1 and didn't pitch in Game 2 before being returned to the Knights postgame ... was outrighted to Charlotte on 6/26 for the remainder of 2021.

### 2021 WHITE SOX STATISTICS

YEAR	CLUB	W-L	PCT	ERA	G	GS	CG	SHO	SV	IP	H	R	ER	HR	HB	BB-I	SO	WP	BK	AVG
2021	WHITE SOX	0-0	.000	4.50	2	2	0	0	0	2.0	3	1	1	0	0	1-0	1	0	0	.333

## RHP JONATHAN STIEVER

● Made one appearance with the White Sox and spent most of the season with Class AAA Charlotte ... opened 2021 at the Schaumburg training facility and was recalled as the 27th man for a DH on 4/18 at Boston ... did not pitch and was returned to Schaumburg following Game 2 ... was recalled a second time on 4/25, made his season debut that afternoon vs. Texas and allowed three runs on four hits without recording an out ... was optioned postgame and assigned to Charlotte for the start of the Triple-A season ... made 27 starts with Charlotte after not pitching at the minor-league level in 2021 (made two starts with the Sox) ... was placed on Charlotte's injured list on 8/15 and underwent season-ending surgery on his right lat on 8/23 ... entered the season ranked by *Baseball America* as the No. 7 prospect and possessing the Best Curveball in the White Sox system, and by MLB.com as the Sox No. 9 prospect.

### 2021 WHITE SOX STATISTICS

YEAR	CLUB	W-L	PCT	ERA	G	GS	CG	SHO	SV	IP	H	R	ER	HR	HB	BB-I	SO	WP	BK	AVG
2021	WHITE SOX	0-0	.000	—	1	0	0	0	0	0.0	4	3	3	0	0	0-0	0	0	0	1.000

## OF NICK WILLIAMS

● Appeared in four games with the White Sox and was on Class AAA Charlotte's active roster for all of 2021 ... his contract was purchased from the Schaumburg training facility on 4/8 and made his Sox debut that day as the starting left fielder in the home opener vs. Kansas City ... grounded to first baseman Yu Chang who committed a throwing error allowing the game-winning run to score in the ninth inning on 4/12 vs. Cleveland ... was designated for assignment on 4/15 and spent the entire Class AAA season with Charlotte.

### 2021 WHITE SOX STATISTICS

YEAR	CLUB	AVG	G	AB	R	H	TB	2B	3B	HR	RBI	SH	SF	HB	BB	SO	SB	CS	OBP	SLG	OPS
2021	WHITE SOX	.000	4	10	2	0	0	0	0	0	0	0	0	2	1	4	0	0	.231	.000	.231

## RHP MIKE WRIGHT

● Spent most of the season with Class AAA Charlotte but made 13 relief appearances with the White Sox ... his contract was selected from Charlotte on 8/16 ... made his Sox debut on 8/17 vs. Oakland and worked 2.0 scoreless IP with a strikeout ... suffered his first loss on 9/11 vs. Boston after allowing one unearned run on one hit in 1.0 IP1 ... was ejected on 9/16 vs. the Angels after a HBP of DH Shohei Ohtani, and received a two-game suspension from MLB for his actions ... allowed at least one run in each of his final four appearances from 9/19-29 before being designated for assignment on 10/1 ... made 16 starts with Charlotte, going 7-5 with a 3.40 ERA (36 ER/95.1 IP), 90 strikeouts, a 1.05 WHIP and .202 (71-351) opponents average.

### 2021 WHITE SOX STATISTICS

YEAR	CLUB	W-L	PCT	ERA	G	GS	CG	SHO	SV	IP	H	R	ER	HR	HB	BB-I	SO	WP	BK	AVG
2021	WHITE SOX	0-1	.000	5.50	13	0	0	0	0	18.0	17	12	11	1	2	11-0	11	2	0	.254

# WHITE SOX 40-MAN ROSTER & INJURED LIST

40-Man Roster = 39 | 60-Day Injured List = 2 | Updated for October 7, 2021

#	PITCHERS (18)	B	T	HT.	WT.	BORN	BIRTHPLACE	RESIDENCE
39	Aaron Bummer	L	L	6-3	215	9/21/93	Valencia, Calif.	Omaha, Neb.
61	Ryan Burr	R	R	6-4	220	5/28/94	Highlands Ranch, Colo.	Tempe, Ariz.
84	Dylan Cease	R	R	6-2	195	12/28/95	Milton, Ga.	Ball Ground, Ga.
45	Garrett Crochet	L	L	6-6	230	6/21/99	Ocean Springs, Miss.	Ocean Springs, Miss.
63	Matt Foster	R	R	6-0	215	1/27/95	Opelika, Ala.	Nashville, Tenn.
57	Jace Fry	L	L	6-1	220	7/9/93	Portland, Ore.	Vancouver, Wash.
27	Lucas Giolito	R	R	6-6	245	7/14/94	Santa Monica, Calif	Hermosa Beach, Calif.
31	Liam Hendriks	R	R	6-0	235	2/10/89	Perth, Australia	Fort Myers, Fla.
60	Dallas Keuchel	L	L	6-2	205	1/1/88	Tulsa, Okla.	Tulsa, Okla.
46	Craig Kimbrel	R	R	6-0	215	5/28/88	Huntsville, Ala.	Shelbyville, Tenn.
34	Michael Kopech	R	R	6-3	210	4/30/96	Longview, Texas	Tyler, Texas
58	Jimmy Lambert	R	R	6-2	190	11/18/94	Arcadia, Calif.	San Dimas, Calif.
40	Reynaldo López	R	R	6-1	225	1/4/94	San Pedro de Macorís, D.R.	San Pedro de Macorís, D.R.
33	Lance Lynn	S	R	6-5	270	5/12/87	Marion County, Ind.	Brentwood, Tenn.
55	Carlos Rodón	L	L	6-3	245	12/10/92	Miami, Fla.	Covington, Ind.
66	José Ruiz	R	R	6-1	245	10/21/94	Guacara, Venezuela	Guacara, Venezuela
53	Jonathan Stiever	R	R	6-2	210	5/12/97	Cedarburg, Wis.	Cedarburg, Wis.
51	Ryan Tepera	R	R	6-1	195	11/3/87	Houston, Texas	Friendswood, Texas
#	CATCHERS (4)	B	T	HT.	WT.	BORN	BIRTHPLACE	RESIDENCE
21	Zack Collins	L	R	6-3	220	2/6/95	Pembroke Pines, Fla.	Fort Lauderdale, Fla.
24	Yasmani Grandal	S	R	6-2	225	11/8/88	Havana, Cuba	Peoria, Ariz.
73	Yermin Mercedes	R	R	5-11	245	2/14/93	La Romana, D.R.	Orlando, Fla.
44	Seby Zavala	R	R	5-11	205	8/28/93	Fort Hood, Texas	San Diego, Calif.
#	INFIELDBERS (9)	B	T	HT.	WT.	BORN	BIRTHPLACE	RESIDENCE
79	José Abreu	R	R	6-3	235	1/29/87	Cienfuegos, Cuba	Miami, Fla.
7	Tim Anderson	R	R	6-1	185	6/23/93	Tuscaloosa, Ala.	Flossmoor, Ill.
30	Jake Burger	R	R	6-2	230	4/10/96	St. Louis, Mo.	Chesterfield, Mo.
28	Leury García	S	R	5-8	190	3/18/91	Santiago, D.R.	Peoria, Ariz.
5	Romy Gonzalez	R	R	6-1	210	9/6/96	Miami, Fla.	Miami, Fla.
12	César Hernández	S	R	5-10	195	5/23/90	Valencia, Venezuela	Miami, Fla.
20	Danny Mendick	R	R	5-10	195	9/28/93	Rochester, N.Y.	Rochester N.Y.
10	Yoán Moncada	S	R	6-2	225	5/27/95	Cienfuegos, Cuba	Gulfport, Fla.
32	Gavin Sheets	L	L	6-5	230	4/23/96	Lutherville, Md.	Lutherville, Md.
#	OUTFIELDERS (8)	B	T	HT.	WT.	BORN	BIRTHPLACE	RESIDENCE
77	Micker Adolfo	R	R	6-4	230	9/11/96	San Pedro de Macorís, D.R.	San Pedro de Macorís, D.R.
15	Adam Engel	R	R	6-2	215	12/9/91	Cincinnati, Ohio	Loveland, Ohio
18	Brian Goodwin	R	R	5-8	175	5/5/97	Elk Grove, Calif.	Glendale, Ariz.
0	Billy Hamilton	R	R	6-0	160	9/9/90	Taylorville, Miss.	Taylorville, Miss.
74	Eloy Jiménez	R	R	6-4	240	11/27/96	Santo Domingo, D.R.	Santo Domingo, D.R.
88	Luis Robert	R	R	6-2	220	8/3/97	Ciego de Ávila, Cuba	Tampa, Fla.
76	Blake Rutherford	L	R	6-3	205	5/2/97	Morristown, N.J.	Simi Valley, Calif.
25	Andrew Vaughn	R	R	6-0	215	4/3/98	Santa Rosa, Calif.	Litchfield Park, Ariz.
#	60-DAY INJ. LIST (2)	B	T	HT.	WT.	BORN	BIRTHPLACE	RESIDENCE
50	RHP Jimmy Cordero #	R	R	6-4	240	10/19/91	San Cristóbal, D.R.	Reading, Pa.
43	RHP Evan Marshall #	R	R	6-2	235	4/18/90	Sunnyvale, Calif.	Wichita, Kan.

# = Not on 40-Man Roster

## 40-MAN NUMERICAL ROSTER (AS OF OCTOBER 7, 2021)

0 Billy Hamilton   OF	25 Andrew Vaughn   OF	44 Seby Zavala   C	63 Matt Foster   RHP
5 Romy González   INF	27 Lucas Giolito   RHP	45 Garrett Crochet   LHP	66 José Ruiz   RHP
7 Tim Anderson   SS	28 Leury García   INF	46 Craig Kimbrel   RHP	73 Yermin Mercedes   C
10 Yoán Moncada   3B	30 Jake Burger   INF	51 Ryan Tepera   RHP	74 Eloy Jiménez   OF
12 César Hernández   INF	31 Liam Hendriks   RHP	53 Jonathan Stiever   RHP	76 Blake Rutherford   OF
15 Adam Engel   OF	32 Gavin Sheets   OF	55 Carlos Rodón   LHP	77 Micker Adolfo   OF
18 Brian Goodwin   OF	33 Lance Lynn   RHP	57 Jace Fry   LHP	79 José Abreu   1B
20 Danny Mendick   INF	34 Michael Kopech   RHP	58 Jimmy Lambert   RHP	84 Dylan Cease   RHP
21 Zack Collins   C	39 Aaron Bummer   LHP	60 Dallas Keuchel   LHP	88 Luis Robert   OF
24 Yasmani Grandal   C	40 Reynaldo López   LHP	61 Ryan Burr   RHP	

WHITE SOX OVERVIEW

COACHING STAFF

PLAYERS & ROSTER

2021 SEASON REVIEW

POSTSEASON HISTORY

MINOR LEAGUES

MEDIA & MISC.

# review



CHANGE  
THE  
GAME

White Sox



# MAJOR LEAGUE STANDINGS

AL East	W	L	Pct.	GB	L10	Home	Road	vs.R	vs.L	Xtra	vs.E	vs.C	vs.W	RS	RA	Diff.	Streak
Tampa Bay	100	62	.617	—	7-3	52-29	48-33	62-35	38-27	7-12	51-25	19-13	15-19	857	651	206	L1
Boston	92	70	.568	8.0	5-5	49-32	43-38	57-39	35-31	11-5	41-35	20-13	15-18	829	749	80	W3
New York	92	70	.568	8.0	7-3	46-35	46-35	60-46	32-24	10-8	36-40	22-10	22-12	711	669	42	W1
Toronto	91	71	.562	9.0	6-4	47-33	44-38	68-51	23-20	3-9	42-34	19-15	16-16	846	663	183	W3
Baltimore	52	110	.321	48.0	4-6	27-54	25-56	30-67	22-43	4-7	20-56	10-24	15-17	659	956	-297	L3
AL Central	W	L	Pct.	GB	L10	Home	Road	vs.R	vs.L	Xtra	vs.E	vs.C	vs.W	RS	RA	Diff.	Streak
<b>White Sox</b>	<b>93</b>	<b>69</b>	<b>.574</b>	<b>—</b>	<b>7-3</b>	<b>53-28</b>	<b>40-41</b>	<b>68-52</b>	<b>25-17</b>	<b>6-7</b>	<b>19-14</b>	<b>44-32</b>	<b>16-17</b>	<b>796</b>	<b>636</b>	<b>160</b>	<b>L1</b>
Cleveland	80	82	.494	13.0	5-5	40-41	40-41	51-52	29-30	7-9	13-21	43-33	15-17	717	727	-10	W1
Detroit	77	85	.475	16.0	3-7	42-39	35-46	48-60	29-25	12-8	18-14	30-46	18-16	697	756	-59	W1
Kansas City	74	88	.457	19.0	5-5	39-42	35-46	48-64	26-24	4-5	12-21	36-40	14-19	686	788	-102	L2
Minnesota	73	89	.451	20.0	6-4	38-43	35-46	53-53	20-36	11-12	13-20	37-39	13-20	729	834	-105	W2
AL West	W	L	Pct.	GB	L10	Home	Road	vs.R	vs.L	Xtra	vs.E	vs.C	vs.W	RS	RA	Diff.	Streak
Houston	95	67	.586	—	4-6	51-30	44-37	61-39	34-28	9-8	18-13	19-16	49-27	863	658	205	W2
Seattle	90	72	.556	5.0	7-3	46-35	44-37	54-44	36-28	14-7	19-15	15-17	47-29	697	748	-51	L1
Oakland	86	76	.531	9.0	4-6	43-38	43-38	49-50	37-26	8-3	15-18	23-10	37-39	743	687	56	L2
Los Angeles	77	85	.475	18.0	5-5	40-42	37-43	47-60	30-25	3-5	16-17	21-12	29-47	723	804	-81	W1
Texas	60	102	.370	35.0	5-5	36-45	24-57	33-68	27-34	9-9	14-20	11-21	28-48	625	815	-190	L1
NL East	W	L	Pct.	GB	L10	Home	Road	vs.R	vs.L	Xtra	vs.E	vs.C	vs.W	RS	RA	Diff.	Streak
Atlanta	88	73	.547	—	8-2	42-38	46-35	65-55	23-18	5-9	45-31	22-12	15-16	790	656	134	W2
Philadelphia	82	80	.506	6.5	4-6	47-34	35-46	59-51	23-29	11-6	41-35	20-14	13-19	734	745	-11	L2
New York	77	85	.475	11.5	4-6	47-34	30-51	59-52	18-33	11-7	39-37	13-20	16-17	636	668	-32	L2
Miami	67	95	.414	21.5	3-7	42-39	25-56	49-64	18-31	9-8	35-41	12-20	17-17	623	701	-78	W2
Washington	65	97	.401	23.5	2-8	35-46	30-51	47-63	18-34	2-11	30-46	14-18	11-23	724	820	-96	L5
NL Central	W	L	Pct.	GB	L10	Home	Road	vs.R	vs.L	Xtra	vs.E	vs.C	vs.W	RS	RA	Diff.	Streak
Milwaukee	95	67	.586	—	4-6	45-36	50-31	75-48	20-19	10-9	17-14	47-29	23-12	738	623	115	L4
St. Louis	90	72	.556	5.0	7-3	45-36	45-36	66-59	24-13	7-2	17-16	42-34	20-13	706	672	34	L2
Cincinnati	83	79	.512	12.0	5-5	44-37	39-42	62-59	21-20	9-8	20-13	43-33	11-22	786	760	26	W1
Chicago	71	91	.438	24.0	4-6	39-42	32-49	50-67	21-24	6-7	13-21	35-41	17-15	705	839	-134	W2
Pittsburgh	61	101	.377	34.0	4-6	37-44	24-57	47-65	14-36	5-3	17-17	23-53	11-21	609	833	-224	L1
NL West	W	L	Pct.	GB	L10	Home	Road	vs.R	vs.L	Xtra	vs.E	vs.C	vs.W	RS	RA	Diff.	Streak
San Francisco	107	55	.660	—	8-2	54-27	53-28	80-35	27-20	10-9	21-11	20-14	53-23	804	594	210	W1
Los Angeles	106	56	.654	1.0	9-1	58-23	48-33	73-42	33-14	6-13	24-9	20-13	50-26	830	561	269	W7
San Diego	79	83	.488	28.0	2-8	45-36	34-47	55-63	24-20	8-8	15-18	16-17	34-42	729	708	21	L1
Colorado	74	87	.460	32.5	3-7	48-33	26-54	47-69	27-18	8-7	19-13	14-19	31-45	739	796	-57	L2
Arizona	52	110	.321	55.0	4-6	32-49	20-61	40-75	12-35	6-10	13-21	13-19	22-54	679	893	-214	W2



The White Sox celebrate at Progressive Field on September 23 after clinching their first American League Central division title since 2008.

# AMERICAN LEAGUE STANDINGS

## FINAL STANDINGS

Central	W-L	PCT	GB
<b>White Sox</b>	<b>93-69</b>	<b>.574</b>	—
Cleveland	80-82	.494	13.0
Detroit	77-85	.475	16.0
Kansas City	74-88	.457	19.0
Minnesota	73-89	.451	20.0
East	W-L	PCT	GB
Tampa Bay	100-62	.617	—
New York	92-70	.568	8.0
Boston	92-70	.568	8.0
Toronto	91-71	.562	9.0
Baltimore	52-110	.321	48.0
West	W-L	PCT	GB
Houston	95-67	.586	—
Seattle	90-72	.556	5.0
Oakland	86-76	.531	9.0
Los Angeles	77-85	.475	18.0
Texas	60-102	.370	35.0

## THROUGH APRIL

Central	W-L	PCT	GB
Kansas City	15-9	.625	—
<b>White Sox</b>	<b>14-11</b>	<b>.560</b>	<b>1.5</b>
Cleveland	12-12	.500	3.0
Minnesota	9-15	.375	6.0
Detroit	8-19	.296	8.5
East	W-L	PCT	GB
Boston	17-10	.630	—
Tampa Bay	12-12	.500	3.5
New York	13-14	.481	4.0
Toronto	12-14	.462	4.5
Baltimore	12-14	.462	4.5
West	W-L	PCT	GB
Oakland	16-11	.593	—
Seattle	15-12	.556	1.0
Houston	14-12	.538	1.5
Los Angeles	12-12	.500	2.5
Texas	11-16	.407	5.0

## THROUGH JULY

Central	W-L	PCT	GB
<b>White Sox</b>	<b>61-44</b>	<b>.581</b>	—
Cleveland	51-50	.505	8.0
Detroit	50-57	.467	12.0
Kansas City	45-58	.437	15.0
Minnesota	44-61	.419	17.0
East	W-L	PCT	GB
Tampa Bay	63-42	.600	—
Boston	63-43	.594	0.5
New York	55-48	.534	7.0
Toronto	53-48	.525	8.0
Baltimore	37-66	.359	25.0
West	W-L	PCT	GB
Houston	64-41	.610	—
Oakland	59-47	.557	5.5
Seattle	56-49	.533	8.0
Los Angeles	52-52	.500	11.5
Texas	37-67	.356	26.5

## FIRST-HALF STANDINGS

Central	W-L	PCT	GB
<b>White Sox</b>	<b>54-35</b>	<b>.607</b>	—
Cleveland	45-42	.517	8.0
Detroit	40-51	.440	15.0
Minnesota	39-50	.438	15.0
Kansas City	36-53	.404	18.0
East	W-L	PCT	GB
Boston	55-36	.604	—
Tampa Bay	53-37	.589	1.5
Toronto	45-42	.517	8.0
New York	46-43	.517	8.0
Baltimore	28-61	.315	26.0
West	W-L	PCT	GB
Houston	55-36	.604	—
Oakland	52-40	.565	3.5
Seattle	48-43	.527	7.0
Los Angeles	45-44	.506	9.0
Texas	35-55	.389	19.5

## THROUGH MAY

Central	W-L	PCT	GB
<b>White Sox</b>	<b>33-21</b>	<b>.611</b>	—
Cleveland	29-24	.547	3.5
Kansas City	26-26	.500	6.0
Minnesota	22-31	.415	10.5
Detroit	22-32	.407	11.0
East	W-L	PCT	GB
Tampa Bay	35-20	.636	—
Boston	32-21	.604	2.0
New York	29-25	.537	5.5
Toronto	27-25	.519	6.5
Baltimore	17-37	.315	17.5
West	W-L	PCT	GB
Oakland	31-25	.554	—
Houston	29-24	.547	0.5
Seattle	28-27	.509	2.5
Los Angeles	24-30	.444	6.0
Texas	22-33	.400	8.5

## THROUGH AUGUST

Central	W-L	PCT	GB
<b>White Sox</b>	<b>77-56</b>	<b>.579</b>	—
Cleveland	65-64	.504	10.0
Detroit	62-71	.466	15.0
Kansas City	59-72	.450	17.0
Minnesota	58-74	.439	18.5
East	W-L	PCT	GB
Tampa Bay	84-48	.636	—
New York	76-56	.576	8.0
Boston	75-59	.560	10.0
Toronto	69-62	.527	14.5
Baltimore	41-90	.313	42.5
West	W-L	PCT	GB
Houston	78-54	.591	—
Oakland	73-59	.553	5.0
Seattle	71-62	.534	7.5
Los Angeles	66-67	.496	12.5
Texas	47-85	.356	31.0

## SECOND-HALF STANDINGS

Central	W-L	PCT	GB
<b>Chicago</b>	<b>39-34</b>	<b>.534</b>	—
Detroit	37-34	.521	1.0
Kansas City	38-35	.521	1.0
Cleveland	35-40	.467	5.0
Minnesota	34-39	.466	5.0
East	W-L	PCT	GB
Tampa Bay	47-25	.653	—
New York	46-27	.630	1.5
Toronto	46-29	.613	2.5
Boston	37-34	.521	9.5
Baltimore	24-49	.329	23.5
West	W-L	PCT	GB
Seattle	42-29	.592	—
Houston	40-31	.563	2.0
Oakland	34-36	.486	7.5
Los Angeles	32-41	.438	11.0
Texas	25-47	.347	17.5

## THROUGH JUNE

Central	W-L	PCT	GB
<b>White Sox</b>	<b>47-32</b>	<b>.595</b>	—
Cleveland	42-35	.545	4.0
Kansas City	36-45	.444	12.0
Minnesota	33-45	.423	13.5
Detroit	33-46	.418	14.0
East	W-L	PCT	GB
Boston	50-31	.617	—
Tampa Bay	47-34	.580	3.0
New York	41-37	.526	7.5
Toronto	41-39	.513	8.5
Baltimore	27-54	.333	23.0
West	W-L	PCT	GB
Houston	48-33	.593	—
Oakland	48-34	.585	0.5
Seattle	42-39	.519	6.0
Los Angeles	39-41	.488	8.5
Texas	31-49	.388	16.5

## THROUGH SEPT./OCT.

Central	W-L	PCT	GB
<b>White Sox</b>	<b>93-69</b>	<b>.574</b>	—
Cleveland	80-82	.494	13.0
Detroit	77-85	.475	16.0
Kansas City	74-88	.457	19.0
Minnesota	73-89	.451	20.0
East	W-L	PCT	GB
Tampa Bay	100-62	.617	—
New York	92-70	.568	8.0
Boston	92-70	.568	8.0
Toronto	91-71	.562	9.0
Baltimore	52-110	.321	48.0
West	W-L	PCT	GB
Houston	95-67	.586	—
Seattle	90-72	.556	5.0
Oakland	86-76	.531	9.0
Los Angeles	77-85	.475	18.0
Texas	60-102	.370	35.0

# MAJOR LEAGUE ATTENDANCE

## AMERICAN LEAGUE

Club	OVERALL			HOME					AWAY		
	Total	Dates	Average	Total	Dates	Average	High	Date	Total	Dates	Average
Baltimore	2,104,458	158	13,319	793,229	78	10,170	30,898	7/24/21	1,311,229	80	16,390
Boston	3,300,793	161	20,502	1,725,323	81	21,300	36,869	6/25/21	1,575,470	80	19,693
<b>White Sox</b>	<b>2,922,510</b>	<b>158</b>	<b>18,497</b>	<b>1,596,385</b>	<b>78</b>	<b>20,466</b>	<b>38,668</b>	<b>8/28/21</b>	<b>1,326,125</b>	<b>80</b>	<b>16,577</b>
Cleveland	2,415,520	157	15,385	1,114,368	77	14,472	31,406	8/21/21	1,301,152	80	16,264
Detroit	2,395,029	160	14,969	1,102,621	81	13,613	32,845	8/14/21	1,292,408	79	16,360
Houston	3,522,287	162	21,743	2,068,509	81	25,537	41,259	7/10/21	1,453,778	81	17,948
Kansas City	2,457,423	161	15,263	1,159,613	81	14,316	35,784	8/14/21	1,297,810	80	16,223
Los Angeles	3,057,138	162	18,871	1,515,689	82	18,484	40,880	7/16/21	1,541,449	80	19,268
Minnesota	2,670,555	159	16,796	1,310,199	80	16,377	29,342	8/28/21	1,360,356	79	17,220
New York	3,629,493	161	22,543	1,959,854	80	24,498	43,180	8/6/21	1,669,639	81	20,613
Oakland	2,247,344	161	13,959	701,430	80	8,768	40,133	8/20/21	1,545,914	81	19,085
Seattle	2,548,701	160	15,929	1,215,985	81	15,012	44,414	10/2/21	1,332,716	79	16,870
Tampa Bay	2,084,567	161	12,948	761,072	80	9,513	23,783	9/25/21	1,323,495	81	16,339
Texas	3,265,802	161	20,284	2,110,258	81	26,053	38,238	4/5/21	1,155,544	80	14,444
Toronto	2,088,633	158	13,219	805,902	79	10,201	29,942	10/3/21	1,282,731	79	16,237
<b>Total</b>	<b>40,710,253</b>		<b>16,963</b>	<b>19,940,437</b>	<b>1,200</b>	<b>16,617</b>	<b>44,414</b>	<b>10/2/21</b>	<b>20,769,816</b>	<b>1,200</b>	<b>17,308</b>

## NATIONAL LEAGUE

Club	OVERALL			HOME					AWAY		
	Total	Dates	Average	Total	Dates	Average	High	Date	Total	Dates	Average
Arizona	2,649,541	161	16,457	1,043,010	81	12,877	31,661	6/20/21	1,606,531	80	20,082
Atlanta	3,701,764	156	23,729	2,300,247	78	29,490	41,136	6/5/21	1,401,517	78	17,968
Chicago	3,812,546	162	23,534	1,978,934	81	24,431	40,077	8/7/21	1,833,612	81	22,637
Cincinnati	3,086,765	162	19,054	1,505,024	81	18,581	40,854	7/2/21	1,581,741	81	19,528
Colorado	3,538,631	157	22,539	1,938,645	78	24,854	48,245	7/17/21	1,599,986	79	20,253
Los Angeles	4,842,923	162	29,895	2,804,693	81	34,626	53,114	8/17/21	2,038,230	81	25,163
Miami	2,065,816	160	12,911	642,617	81	7,934	25,767	7/31/21	1,423,199	79	18,015
Milwaukee	3,407,732	162	21,035	1,824,282	81	22,522	43,430	9/26/21	1,583,450	81	19,549
New York	3,149,111	152	20,718	1,511,926	73	20,711	43,144	9/11/21	1,637,185	79	20,724
Philadelphia	3,094,754	158	19,587	1,515,890	79	19,188	39,186	8/8/21	1,578,864	79	19,986
Pittsburgh	2,517,049	161	15,634	859,498	81	10,611	32,071	7/31/21	1,657,551	80	20,719
San Diego	3,941,011	160	24,631	2,191,950	81	27,061	44,144	7/31/21	1,749,061	79	22,140
San Francisco	3,476,860	161	21,595	1,679,484	81	20,734	41,155	9/5/21	1,797,376	80	22,467
St. Louis	3,764,509	161	23,382	2,102,530	80	26,282	46,525	10/3/21	1,661,979	81	20,518
Washington	2,850,155	159	17,926	1,465,543	80	18,319	42,064	7/3/21	1,384,612	79	17,527
<b>Total</b>	<b>49,899,167</b>		<b>20,843</b>	<b>25,364,273</b>	<b>1,197</b>	<b>21,190</b>	<b>53,114</b>	<b>8/17/21</b>	<b>24,534,894</b>	<b>1,197</b>	<b>20,497</b>

## WHITE SOX AT THE GATE

- The White Sox ranked fifth in the American League in attendance in 2021, drawing 1,596,385 fans in 78 dates, an average of 20,466 ... additional attendance notes from the 2021 season:
  - ◆ Averaged 28,324 fans in 39 games at full capacity
  - ◆ Recorded 14 sellouts and six after going to full capacity
  - ◆ Drew at least 21,000 in each of their last 11 home games
  - ◆ Drew crowds of 30,000-plus 19 times

## 2021 DAY-BY-DAY

No.	Date	H/R	W/L	Final Score	Winner	Loser	W-L	GA-GB	Attend.	Cum.	Time
1	4/1	R/N	L	LAA 4, <b>SOX 3</b>	Mayers (R)	<b>Bummer (R)</b>	0-1	T3/-1.0	13,207	—	2:51
2	4/2	R/N	W	<b>SOX 12</b> , LAA 8	<b>Kopecch (R)</b>	Heaney	1-1	3/-0.5	12,763	—	3:44
3	4/3	R/N	L	LAA 5, <b>SOX 3</b>	Guerra (R)	<b>Marshall (R)</b>	1-2	4/-1.5	12,043	—	3:04
4	4/4	R/N	L	LAA 7, <b>SOX 4</b>	Iglesias (R)	<b>Ruiz (R)</b>	1-3	5/-1.5	12,396	—	3:56
5	4/5	R/N	W	<b>SOX 6</b> , SEA 0	<b>Rodón</b>	Sheffield	2-3	4/-1.5	6,436	—	3:23
6	4/6	R/N	W	<b>SOX 10</b> , SEA 4	<b>Giolito</b>	Margevicius (R)	3-3	4/-1.0	7,980	—	3:45
7	4/7	R/D	L	SEA 8, <b>SOX 4</b>	Vest (R)	<b>Foster (R)</b>	3-4	4/-1.5	7,429	—	3:49
8	4/8	H/D	W	<b>SOX 6</b> , K.C. 0	<b>Lynn (C)</b>	Keller	4-4	T2/-1.5	*8,207	8,207	2:48
	4/10	H/D		vs. Kansas City	PPD due to inclement weather; rescheduled as part of a split DH on 5/14						
9	4/11	H/D	L	K.C. 4, <b>SOX 3</b> (10)	Holland (R)	<b>Crochet (R)</b>	4-5	4/-1.5	7,695	15,902	3:54
10	4/12	H/N	W	<b>SOX 4</b> , CLE 3	<b>Heuer (R)</b>	Clase (R)	5-5	T3/-0.5	7,393	23,295	3:05
11	4/13	H/N	L	CLE 2, <b>SOX 0</b>	Bieber	<b>Crochet (R)</b>	5-6	T4/-1.5	7,102	30,397	3:02
12	4/14	H/N	W	<b>SOX 8</b> , CLE 0	<b>Rodón (C)</b>	Plesac	6-6	T3/-1.0	7,148	37,545	2:40
13	4/15	H/D	L	CLE 4, <b>SOX 2</b>	Civale	<b>Lynn</b>	6-7	T3/-2.0	7,043	44,588	3:17
	4/16	R/N		at Boston	PPD due to inclement weather; rescheduled as part of a split DH on 4/18						
14	4/17	R/D	L	BOS 7, <b>SOX 4</b>	Ottavino (R)	<b>Heuer (R)</b>	6-8	T3/-2.5	4,668	—	3:36
15	4/18	R/D	W	<b>SOX 3</b> , BOS 2 (7)	<b>Keuchel</b>	Houck	7-8	—	4,679	—	2:04
16	R/N	W	<b>SOX 5</b> , BOS 1 (7)	<b>Foster (R)</b>	Pérez	8-8	3/-2.0	4,601	—	2:24	
17	4/19	R/D	L	BOS 11, <b>SOX 4</b>	Eovaldi	<b>Giolito</b>	8-9	3/-2.0	4,738	—	3:15
18	4/20	R/N	W	<b>SOX 8</b> , CLE 5	<b>Rodón</b>	Plesac	9-9	T2/-1.0	4,176	—	3:39
	4/21	R/N		at Cleveland	PPD rain; rescheduled as part of a straight DH on 5/31						
19	4/23	H/N	W	<b>SOX 9</b> , TEX 7	<b>Heuer (R)</b>	Cody (R)	10-9	2/-1.5	8,969	53,284	3:44
20	4/24	H/N	W	<b>SOX 2</b> , TEX 1	<b>Hendriks (R)</b>	King (R)	11-9	2/-1.5	9,243	62,527	2:58
21	4/25	H/D	W	<b>SOX 8</b> , TEX 4	<b>Kopecch</b>	Arihara	12-9	2/-1.5	9,285	71,812	3:32
22	4/27	H/N	L	DET 5, <b>SOX 2</b>	Ureña	<b>Giolito</b>	12-10	2/-2.0	*9,445	81,257	3:10
	4/28	H/N		vs. Detroit	PPD due to field conditions/weather; rescheduled as part of a straight DH on 4/29						
23	4/29	H/D	W	<b>SOX 3</b> , DET 1 (7)	<b>Rodón</b>	Mize	13-10	—	—	—	1:50
24	H/N	W	<b>SOX 11</b> , DET 0 (7)	<b>Cease (C)</b>	Boyd	14-10	2/-1.5	7,628	88,885	2:42	
25	4/30	H/N	L	CLE 5, <b>SOX 3</b>	Bieber	<b>Keuchel</b>	14-11	2/-1.5	*9,405	98,290	2:55
<b>APRIL RECORD: 14-11</b>											
26	5/1	H/D	W	<b>SOX 7</b> , CLE 3	<b>Lynn</b>	McKenzie	15-11	2/-1.5	*9,451	107,741	3:02
27	5/2	H/D	L	CLE 5, <b>SOX 0</b>	Plesac	<b>Giolito</b>	15-12	2/-1.5	*9,471	117,212	3:19
28	5/4	R/N	W	<b>SOX 9</b> , CIN 0	<b>Cease</b>	Hoffman	16-12	T1/—	10,209	—	3:17
29	5/5	R/N	L	CIN 1, <b>SOX 0</b> (10)	Sims (R)	<b>Hendriks (R)</b>	16-13	T1/—	10,247	—	3:10
30	5/7	R/N	W	<b>SOX 3</b> , K.C. 0	<b>Rodón</b>	Keller	17-13	1/+0.5	16,011	—	3:06
31	5/8	R/N	W	<b>SOX 9</b> , K.C. 1	<b>Lynn</b>	Lynch	18-13	1/+0.5	15,895	—	3:04
32	5/9	R/D	W	<b>SOX 9</b> , K.C. 3	<b>Giolito</b>	Minor	19-13	1/+1.0	12,102	—	3:29
33	5/11	H/N	W	<b>SOX 9</b> , MIN 3	<b>Crochet (R)</b>	Alcala	20-13	1/+1.0	7,962	125,174	3:23
34	5/12	H/N	W	<b>SOX 13</b> , MIN 8	<b>Keuchel</b>	Happ	21-13	1/+1.0	8,393	133,567	3:45
35	5/13	H/D	W	<b>SOX 4</b> , MIN 2	<b>Lynn</b>	Piñeda	22-13	1/+1.0	8,188	141,755	3:31
36	5/14	H/D	L	K.C. 6, <b>SOX 2</b> (7)	Keller	<b>Giolito</b>	22-14	—	8,574	150,329	2:28
37	H/N	W	<b>SOX 3</b> , K.C. 1 (7)	<b>Heuer (R)</b>	Junis	23-14	1/+1.5	*9,823	160,152	2:30	
38	5/15	H/N	L	K.C. 5, <b>SOX 1</b>	Minor	<b>Rodón</b>	23-15	1/+1.5	*9,886	170,038	3:21
39	5/16	H/D	W	<b>SOX 4</b> , K.C. 3	<b>Foster (R)</b>	Davis (R)	24-15	1/+2.5	*9,928	179,966	3:21
40	5/17	R/N	W	<b>SOX 16</b> , MIN 4	<b>Keuchel</b>	Happ	25-15	1/+3.5	8,431	—	3:11
41	5/18	R/N	L	MIN 5, <b>SOX 4</b>	Rogers (R)	<b>Bummer (R)</b>	25-16	1/+2.5	9,504	—	3:48
42	5/19	R/D	W	<b>SOX 2</b> , MIN 1	<b>Giolito</b>	Shoemaker	26-16	1/+2.5	8,608	—	2:35
43	5/21	R/N	L	NY 2, <b>SOX 1</b>	Chapman (R)	<b>Marshall (R)</b>	26-17	1/+2.5	14,011	—	2:53
44	5/22	R/D	L	NY 7, <b>SOX 0</b>	Cole	<b>Cease</b>	26-18	1/+1.5	14,665	—	3:06
45	5/23	R/D	L	NY 5, <b>SOX 4</b>	Chapman (R)	<b>Bummer (R)</b>	26-19	1/+1.5	14,007	—	3:37
46	5/24	H/N	W	<b>SOX 5</b> , STL 1	<b>Lynn</b>	Kim	27-19	1/+1.5	14,629	194,595	3:14
47	5/25	H/N	W	<b>SOX 8</b> , STL 3	<b>Giolito</b>	Flaherty	28-19	1/+1.5	16,380	210,975	3:23
48	5/26	H/D	L	STL 4, <b>SOX 0</b>	Gant	<b>Rodón</b>	28-20	1/+1.5	14,791	225,766	3:19
49	5/27	H/N	W	<b>SOX 5</b> , BAL 1	<b>Cease</b>	Tate (R)	29-20	1/+1.5	9,671	235,437	3:18
	5/28	H/N		vs. Baltimore	PPD rain; rescheduled as part of a straight DH on 5/29						
50	5/29	H/D	W	<b>SOX 7</b> , BAL 4 (7)	<b>Keuchel</b>	Harvey	30-20	—	—	—	2:44
51	H/D	W	<b>SOX 3</b> , BAL 1 (7)	<b>Lynn</b>	Means	31-20	1/+3.0	20,029	255,466	2:12	
52	5/30	H/D	W	<b>SOX 3</b> , BAL 1	<b>Giolito</b>	Tate (R)	32-20	1/+3.5	21,067	276,533	2:41
53	5/31	R/D	W	<b>SOX 8</b> , CLE 6 (8)	<b>Heuer (R)</b>	Karinchak (R)	33-20	—	—	—	2:45
54	R/D	L	CLE 3, <b>SOX 1</b> (7)	Maton (R)	<b>Lambert</b>	33-21	1/+3.5	10,726	—	2:21	
<b>MAY RECORD: 19-10</b>											

\*Denotes sellout



# 2021 DAY-BY-DAY

No.	Date	H/R	W/L	Final Score	Winner	Loser	W-L	GA-GB	Attend.	Cum. Time
55	6/1	R/N	L	CLE 6, <b>SOX 5</b> at Cleveland	Bieber	<b>Cease</b>	33-22	1/+2.5	7,132	— 3:00
PPD due to field conditions/weather; rescheduled as part of a split DH on 9/23										
56	6/3	H/N	W	<b>SOX 4</b> , DET 1	Lynn	Mize	34-22	1/+3.0	12,845	289,378 2:29
57	6/4	H/N	W	<b>SOX 9</b> , DET 8	Hendriks (R)	Cisnero (R)	35-22	1/+4.0	21,637	311,015 3:27
58	6/5	H/D	L	DET 4, <b>SOX 3</b>	Skubal	<b>Giolito</b>	35-23	1/+3.0	21,719	332,734 3:05
59	6/6	H/D	W	<b>SOX 3</b> , DET 0	<b>Cease</b>	Ureña	36-23	1/+4.0	20,068	352,802 2:36
60	6/8	H/N	W	<b>SOX 6</b> , TOR 1	<b>Crochet (R)</b>	Thornton (R)	37-23	1/+4.0	12,761	365,563 3:34
61	6/9	H/N	L	TOR 6, <b>SOX 2</b>	Chatwood (R)	<b>Bummer (R)</b>	37-24	1/+4.0	14,438	380,001 3:26
62	6/10	H/N	W	<b>SOX 5</b> , TOR 2	<b>Keuchel</b>	Ryu	38-24	1/+4.5	16,903	396,904 2:43
63	6/11	R/N	W	<b>SOX 5</b> , DET 4 (10)	<b>Hendriks (R)</b>	Cisnero (R)	39-24	1/+4.5	14,163	— 3:12
64	6/12	R/D	W	<b>SOX 15</b> , DET 2	<b>Cease</b>	Ureña	40-24	1/+4.5	15,913	— 3:47
65	6/13	R/D	W	<b>SOX 4</b> , DET 1	<b>Rodón</b>	Alexander (R)	41-24	1/+5.5	14,093	— 2:47
66	6/14	H/N	L	T.B. 5, <b>SOX 2</b>	Feyereisen (R)	Lynn	41-25	1/+4.5	18,025	414,929 2:46
67	6/15	H/N	W	<b>SOX 3</b> , T.B. 0	<b>Keuchel</b>	McClanahan	42-25	1/+4.5	19,255	434,184 2:42
68	6/16	H/D	W	<b>SOX 8</b> , T.B. 7	<b>Burr (R)</b>	Fairbanks (R)	43-25	1/+4.5	20,098	454,282 3:24
69	6/17	R/N	L	HOU 10, <b>SOX 2</b>	Urquidy	<b>Cease</b>	43-26	1/+3.5	21,795	— 2:45
70	6/18	R/N	L	HOU 2, <b>SOX 1</b>	Pressly (R)	<b>Crochet (R)</b>	43-27	1/+3.5	30,898	— 2:46
71	6/19	R/N	L	HOU 7, <b>SOX 3</b>	Valdez	Lynn	43-28	1/+3.5	35,210	— 3:10
72	6/20	R/D	L	HOU 8, <b>SOX 2</b>	McCullers Jr.	<b>Keuchel</b>	43-29	1/+2.5	39,821	— 3:18
73	6/22	R/N	L	PIT 6, <b>SOX 3</b>	Bednar (R)	<b>Crochet (R)</b>	43-30	1/+2.0	9,847	— 2:50
74	6/23	R/D	W	<b>SOX 4</b> , PIT 3	<b>Cease</b>	De Jong	44-30	1/+2.5	10,406	— 3:37
75	6/25	H/N	L	SEA 9, <b>SOX 3</b>	Kikuchi	<b>Rodón</b>	44-31	1/+2.0	32,189	486,471 3:31
76	6/26	H/D	L	SEA 3, <b>SOX 2</b>	Sewald (R)	Hendriks (R)	44-32	1/+2.0	—	— 3:17
77	6/27	H/D	W	<b>SOX 7</b> , SEA 5 (7)	<b>Bummer (R)</b>	Duggar	45-32	1/+2.5	30,017	516,488 2:53
6/28 vs. Minnesota PPD due to rain; rescheduled as part of a straight DH on 7/19										
78	6/29	H/N	W	<b>SOX 7</b> , MIN 6	<b>Giolito</b>	Maeda	46-32	1/+2.5	17,362	533,850 3:20
79	6/30	H/N	W	<b>SOX 13</b> , MIN 3	<b>Cease</b>	Ober	47-32	1/+4.0	16,803	550,653 3:04
<b>JUNE RECORD: 14-11</b>										
80	7/1	H/D	W	<b>SOX 8</b> , MIN 5	<b>Kopecch (R)</b>	Alcala (R)	48-32	1/+5.0	24,944	575,597 3:49
81	7/2	R/N	W	<b>SOX 8</b> , DET 2	Lynn	Mize	49-32	1/+6.0	18,185	— 3:31
82	7/3	R/D	L	DET 11, <b>SOX 5</b>	Skubal	<b>Keuchel</b>	49-33	1/+6.0	17,230	— 3:07
83	7/4	R/D	L	DET 6, <b>SOX 5</b>	Alexander (R)	<b>Giolito</b>	49-34	1/+6.0	15,342	— 3:25
84	7/5	R/N	L	MIN 8, <b>SOX 5</b>	Ober	<b>Cease</b>	49-35	1/+6.0	20,321	— 3:38
85	7/6	R/N	W	<b>SOX 4</b> , MIN 1	<b>Rodón</b>	Berrios	50-35	1/+6.5	18,437	— 2:57
86	7/7	R/D	W	<b>SOX 6</b> , MIN 1	Lynn	Pineda	51-35	1/+8.0	19,664	— 3:09
87	7/9	R/N	W	<b>SOX 12</b> , BAL 1	<b>Keuchel</b>	López	52-35	1/+7.5	12,077	— 3:30
88	7/10	R/D	W	<b>SOX 8</b> , BAL 3	<b>Giolito</b>	Eshelman	53-35	1/+7.5	26,391	— 3:24
89	7/11	R/D	W	<b>SOX 7</b> , BAL 5 (10)	<b>Hendriks (R)</b>	Wells	54-35	1/+8.0	11,600	— 3:47
<b>ASB RECORD: 54-35</b>										
90	7/16	H/N	L	HOU 7, <b>SOX 1</b>	McCullers Jr.	<b>Cease</b>	54-36	1/+8.0	34,516	610,113 3:07
91	7/17	H/N	W	<b>SOX 10</b> , HOU 1	<b>Giolito (C)</b>	Odorizzi	55-36	1/+8.0	34,304	644,417 2:51
92	7/18	H/D	W	<b>SOX 4</b> , HOU 0	<b>Rodón</b>	Valdez	56-36	1/+8.0	34,148	678,565 2:28
93	7/19	H/D	L	MIN 3, <b>SOX 2</b> (8)	Duffey (R)	<b>Crochet (R)</b>	56-37	1/+7.5	—	— 2:45
94	7/20	H/N	W	<b>SOX 5</b> , MIN 3 (7)	<b>Bummer (R)</b>	Berrios	57-37	1/+8.5	18,272	696,837 1:54
95	7/20	H/N	W	<b>SOX 9</b> , MIN 5	<b>Burr (R)</b>	Alcala (R)	58-37	1/+9.5	17,703	714,540 3:34
96	7/21	H/N	L	MIN 7, <b>SOX 2</b>	Piñeda	<b>Cease</b>	58-38	1/+8.5	25,600	740,140 3:15
97	7/23	R/N	L	MIL 7, <b>SOX 1</b>	Houser (R)	<b>Giolito</b>	58-39	1/+9.0	32,714	— 3:00
98	7/24	R/N	L	MIL 6, <b>SOX 1</b>	Burnes	<b>Rodón</b>	58-40	1/+9.0	41,686	— 3:10
99	7/25	R/D	W	<b>SOX 3</b> , MIL 1	Lynn	Woodruff	59-40	1/+9.0	36,867	— 3:13
100	7/26	R/N	L	K.C. 4, <b>SOX 3</b>	Minor	<b>Keuchel</b>	59-41	1/+8.5	12,384	— 2:36
101	7/27	R/N	W	<b>SOX 5</b> , K.C. 3	<b>López (R)</b>	Zimmer (R)	60-41	1/+9.5	14,298	— 2:35
102	7/28	R/N	L	K.C. 3, <b>SOX 2</b> (10)	Barlow (R)	<b>Burr (R)</b>	60-42	1/+8.5	13,626	— 3:06
103	7/29	R/D	L	K.C. 5, <b>SOX 0</b>	Hernández	<b>Rodón</b>	60-43	1/+8.0	11,210	— 2:46
104	7/30	H/N	W	<b>SOX 6</b> , CLE 4	<b>Ruiz (R)</b>	Karinchak (R)	61-43	1/+9.0	36,123	776,263 3:42
105	7/31	H/N	L	CLE 12, <b>SOX 11</b>	Garza (R)	<b>Kopecch (R)</b>	61-44	1/+8.0	35,866	812,129 3:37
<b>JULY RECORD: 14-12</b>										

\*Denotes sellout

# 2021 DAY-BY-DAY

No.	Date	H/R	W/L	Final Score	Winner	Loser	W-L	GA-GB	Attend.	Cum. Time
106	8/1	H/D	W	<b>SOX 2</b> , CLE 1	<b>Hendriks (R)</b>	Wittgren (R)	62-44	1/+9.0	34,344	846,473 2:45
107	8/3	H/N	W	<b>SOX 7</b> , K.C. 1	<b>Cease</b>	Bubic	63-44	1/+9.5	19,369	865,842 2:44
108	8/4	H/N	L	K.C. 9, <b>SOX 1</b>	Hernández	<b>Giolito</b>	63-45	1/+9.5	22,793	888,635 3:14
109	8/5	H/N	L	K.C. 3, <b>SOX 2</b>	Lynch	<b>Keuchel</b>	63-46	1/+9.5	23,589	912,224 2:58
110	8/6	R/D	W	<b>SOX 8</b> , CUBS 6	<b>Hendriks (R)</b>	Rodríguez (R)	64-46	1/+9.5	39,539	— 4:27
111	8/7	R/D	W	<b>SOX 4</b> , CUBS 0	<b>Rodón</b>	Alzola	65-46	1/+10.5	40,077	— 3:10
112	8/8	R/D	W	<b>SOX 9</b> , CUBS 3	<b>Cease</b>	Davies	66-46	1/+10.5	39,412	— 3:06
113	8/9	R/N	W	<b>SOX 11</b> , MIN 1	<b>Giolito</b>	Burrows	67-46	1/+10.5	17,858	— 2:48
114	8/10	R/N	L	MIN 4, <b>SOX 3</b>	Jax	<b>Keuchel</b>	67-47	1/+10.5	18,302	— 2:43
115	8/11	R/D	L	MIN 1, <b>SOX 0</b>	Thielbar (R)	<b>Ruiz (R)</b>	67-48	1/+10.5	22,370	— 2:48
116	8/12	H/N	W	<b>SOX 9</b> , NYY 8	<b>Hendriks (R)</b>	Britton (R)	68-48	1/+11.5	*7,832	— 3:29
117	8/14	H/N	L	NY 7, <b>SOX 5</b> (10)	Green (R)	<b>Hendriks (R)</b>	68-49	1/+11.0	*38,477	950,701 4:20
118	8/15	H/D	L	NY 5, <b>SOX 3</b>	Cortes	Giolito	68-50	1/+10.0	*37,696	988,397 3:48
119	8/16	H/N	W	<b>SOX 5</b> , OAK 2	<b>Keuchel</b>	Montas	69-50	1/+11.0	19,410	1,007,807 3:16
120	8/17	H/N	W	<b>SOX 9</b> , OAK 0	<b>López</b>	Bassitt	70-50	1/+11.0	21,025	1,028,832 2:46
121	8/18	H/N	W	<b>SOX 3</b> , OAK 2	<b>Crochet (R)</b>	Blackburn	71-50	1/+12.0	22,780	1,051,612 3:20
122	8/19	H/D	L	OAK 5, <b>SOX 4</b>	Irvin	<b>Kopecch (R)</b>	71-51	1/+11.5	23,853	1,075,465 2:57
123	8/20	R/N	W	<b>SOX 7</b> , T.B. 5 (11)	<b>Hendriks (R)</b>	Kittredge	72-51	1/+11.5	13,178	— 3:49
124	8/21	R/D	L	T.B. 8, <b>SOX 4</b>	Patiño	<b>Keuchel</b>	72-52	1/+10.5	22,275	— 2:27
125	8/22	R/D	L	T.B. 9, <b>SOX 0</b>	Armstrong (R)	<b>López</b>	72-53	1/+9.5	16,696	— 3:05
126	8/23	R/N	L	TOR 2, <b>SOX 1</b>	Mayz (R)	<b>Kimbrel (R)</b>	72-54	1/+9.0	14,640	— 2:44
127	8/24	R/N	W	<b>SOX 5</b> , TOR 2	<b>Cease</b>	Berrios	73-54	1/+10.0	14,553	— 3:12
128	8/25	R/N	L	TOR 3, <b>SOX 1</b>	Mayza (R)	<b>Bummer (R)</b>	73-55	1/+9.0	14,276	— 3:06
129	8/26	R/D	W	<b>SOX 10</b> , TOR 7	<b>Rodón</b>	Ryu	74-55	1/+9.0	14,958	— 3:14
130	8/27	H/N	W	<b>SOX 17</b> , CUBS 13	<b>López (R)</b>	Sampson (R)	75-55	1/+10.0	*37,892	1,113,357 4:09
131	8/28	H/N	L	CUBS 7, <b>SOX 0</b>	Mills	<b>Lynn</b>	75-56	1/+10.0	*38,668	1,152,025 2:45
132	8/29	H/D	W	<b>SOX 13</b> , CUBS 1	<b>Cease</b>	Hendricks	76-56	1/+10.0	*38,565	1,190,590 3:00
133	8/31	H/N	W	<b>SOX 4</b> , PIT 2	<b>Kopecch (R)</b>	Wilson	77-56	1/+10.0	19,221	1,209,811 2:57
<b>AUGUST RECORD: 16-12</b>										
134	9/1	H/N	W	<b>SOX 6</b> , PIT 3	<b>Rodón</b>	Kranick	78-56	1/+10.0	19,231	1,229,042 2:59
135	9/3	R/N	L	K.C. 7, <b>SOX 2</b>	Hernández	<b>Keuchel</b>	78-57	1/+9.5	14,210	— 3:17
136	9/4	R/N	W	<b>SOX 10</b> , K.C. 7	<b>Kimbrel (R)</b>	Lynch	79-57	1/+10.5	18,800	— 3:36
137	9/5	R/D	L	K.C. 6, <b>SOX 0</b>	Singer	<b>Cease</b>	79-58	1/+9.5	19,696	— 2:54
138	9/7	R/N	W	<b>SOX 6</b> , OAK 3	<b>Lambert</b>	Puk (R)	80-58	1/+11.0	4,556	— 3:20
139	9/8	R/N	L	OAK 5, <b>SOX 1</b>	Montas	<b>Keuchel</b>	80-59	1/+11.0	8,147	— 2:50
140	9/9	R/D	L	OAK 3, <b>SOX 1</b>	Manaea	<b>López</b>	80-60	1/+10.0	5,078	— 2:41
141	9/10	H/N	W	<b>SOX 4</b> , BOS 3	<b>Rodón</b>	Houck	81-60	1/+11.0	34,365	1,263,407 3:48
142	9/11	H/N	L	BOS 9, <b>SOX 8</b> (10)	Whitlock (R)	<b>Wright (R)</b>	81-61	1/+11.0	*37,854	1,301,261 4:12
143	9/12	H/D	W	<b>SOX 2</b> , BOS 1	<b>Kimbrel (R)</b>	Whitlock (R)	82-61	1/+12.0	36,178	1,337,439 3:57
144	9/14	H/N	W	<b>SOX 9</b> , LAA 3	<b>Bummer (R)</b>	Naughton	83-61	1/+12.5	21,848	1,359,287 3:21
145	9/15	H/N	L	LAA 3, <b>SOX 2</b>	Mayers (R)	<b>Kopecch (R)</b>	83-62	1/+11.5	26,505	1,385,792 3:12
146	9/16	H/D	L	LAA 9, <b>SOX 3</b>	Cobb	<b>López</b>	83-63	1/+11.0	27,098	1,412,890 3:16
147	9/17	R/N	W	<b>SOX 8</b> , TEX 0	<b>Cease</b>	Hearn	84-63	1/+12.0	28,288	— 3:27
148	9/18	R/N	L	TEX 2, <b>SOX 1</b>	Anderson (R)	<b>Lynn</b>	84-64	1/+11.0	31,121	— 3:15
149	9/19	R/D	W	<b>SOX 7</b> , TEX 2	<b>Giolito</b>	Lyles	85-64	1/+11.0	24,918	— 3:06
150	9/20	R/N	L	DET 4, <b>SOX 3</b>	Hutchison (R)	<b>Kimbrel (R)</b>	85-65	1/+11.5	12,884	— 2:56
151	9/21	R/N	L	DET 5, <b>SOX 3</b>	García (R)	<b>Fry (R)</b>	85-66	1/+10.5	10,585	— 3:27
	9/22			at Detroit	PPD due to weather; rescheduled on 9/27					
152	9/23	R/D	W	<b>SOX 7</b> , CLE 2 (7)	<b>Bummer (R)</b>	Civale	86-66	1/+11.5	11,851	— 2:46
153		R/N	L	CLE 5, <b>SOX 3</b> (7)	Clase (R)	<b>Ruiz (R)</b>	86-67	1/+10.5	11,336	— 2:34
154	9/24	R/N	W	<b>SOX 1</b> , CLE 0	<b>Cease</b>	Bieber	87-67	1/+11.5	18,576	— 2:48
155	9/25	R/N	L	CLE 6, <b>SOX 0</b>	Morgan	<b>Lynn</b>	87-68	1/+10.5	24,082	— 2:40
156	9/26	R/D	W	<b>SOX 5</b> , CLE 2	<b>Giolito</b>	McKenzie	88-68	1/+11.5	21,957	— 3:38
157	9/27	R/D	W	<b>SOX 8</b> , DET 7	<b>Keuchel</b>	Manning	89-68	1/+11.5	11,044	— 3:44
158	9/28	H/N	W	<b>SOX 7</b> , CIN 1	<b>Lopez</b>	O'Brien	90-68	1/+12.5	25,242	1,438,132 2:49
159	9/29	H/N	W	<b>SOX 6</b> , CIN 1	<b>Rodón</b>	Gray	91-68	1/+13.5	23,018	1,461,150 2:41
160	10/1	H/N	W	<b>SOX 8</b> , DET 1	<b>Lynn</b>	Peralta	92-68	1/+13.0	30,729	1,491,879 3:25
161	10/2	H/N	W	<b>SOX 5</b> , DET 4	<b>Bummer (R)</b>	Funkhouser (R)	93-88	1/+14.0	36,320	1,528,199 3:05
162	10/3	H/D	L	DET 5, <b>SOX 2</b>	Jiménez (R)	<b>López (R)</b>	93-69	1/+13.0	30,722	1,558,921 3:16

## SEPTEMBER RECORD: 16-13

\*Denotes sellout

# 2021 SINGLE-GAME HIGHS

## WHITE SOX SINGLE-GAME HIGHS

Runs, Game	17, 8/27 vs. the Cubs
Runs, Inning	8, 2x, last 8/27 vs. the Cubs (3rd)
Hits, Game	18, 2x, last 8/24 at Toronto
Hits, Inning	9, 5/8 at Kansas City (1st)
Doubles	7, 9/17 at Texas
Triples	2, 2x, last 5/12 vs. Minnesota
Home Runs	6, 6/30 vs. Minnesota
Extra-Base Hits	9, 5/17 at Minnesota
Stolen Bases	3, 4x, last 8/16 vs. Oakland
Left On Base	13, 3x, last 9/26 at Cleveland
Errors	4, 6/9 vs. Toronto
Strikeouts	16, 6/5 vs. Detroit
Walks	11, 6/12 at Detroit

## OPPONENTS SINGLE-GAME HIGHS

Runs, Game	13, 8/27 vs. Cubs
Runs, Inning	8, 2x, last 8/27 vs. Cubs (3rd inning)
Hits, Game	15, 6/25 vs. Seattle
Home Runs	4, 3x, last 8/27 vs. Cubs
Stolen Bases	3, 4x, last 8/16 vs. Oakland
Strikeouts	16, 2x, last 8/15 vs. New York-AL
Walks	8, 8/15 vs. New York-AL

## WHITE SOX INDIVIDUAL BATTING HIGHS

Longest Hitting Streak	19 games, Moncada, 8/14-9/7
Hits	5, Mercedes, 4/2 at Los Angeles-AL
Doubles	3, Robert, 9/11 vs. Boston
Triples	1, 22x, last García, 9/28 vs. Cincinnati
Home Runs	3, Zavala, 7/31 vs. Cleveland
Consecutive Games w/HR	Three games, Anderson, 7/17-19 (1)
Runs Batted In	8, Grandal, 8/27 vs. the Cubs
Strikeouts	5, Moncada, 4/2 at Los Angeles-AL
Walks	4, 3x, last Grandal, 5/17 at Minnesota

## WHITE SOX INDIVIDUAL PITCHING HIGHS

Innings Pitched, Starter	9.0, 3x, last Giolito, 7/17 vs. Houston
Innings Pitched, Reliever	5.0, 2x, last López, 8/27 vs. the Cubs
Strikeouts, Starter	13, Rodón, 5/21 at New York-AL
Strikeouts, Reliever	7, López, 8/27 vs. the Cubs
Consecutive Scoreless IP, Starter	16.0, Rodón, 4/5-20
Consecutive Scoreless IP, Reliever	16.0, Crochet, 4/18-6/14
Consecutive Hitters Retired, Starter	27, Rodon, 4/5-14
Consecutive Hitters Retired, Reliever	22, 2x, last López, 8/8-9/1

## WHITE SOX MISCELLANEOUS INFORMATION

Most Games Over .500	25 games, 10/2
Most Games Under .500	Two games, 2x, last 4/17
Largest Division Lead	+13.5 games, 9/29
Largest Division Deficit	-2.5 games, 2x, last 4/28
Longest Winning Streak	Six games, 2x, last 9/26-10/2
Longest Home Winning Streak	Six games, 5/27-6/4
Longest Road Winning Streak	Five games, 7/6-11
Longest Losing Streak	Five games, 6/17-22
Longest Home Losing Streak	Two games, 4x, 9/15-16
Longest Road Losing Streak	Five games, 6/17-22
Largest Margin of Victory	13, 6/12 at Detroit (15-2)
Largest Margin of Defeat	8, 6/17 at Houston (10-2)

## WINNING WAYS

● The White Sox recorded a winning record in all six months in 2021 and have posted eight straight winning months dating back to last season, their longest streak since a nine-month run from June 1993-August 1994 ... this marks the first time since 1963 that the Sox have posted a winning record in all six months of a season.

## 2021 TRANSACTIONS

## MARCH

- 9 Reassigned RHPs **Danny Dopico**, **Kade McClure** and **Emilio Vargas**, LHPs **Jacob Lindgren**, **Bennett Sousa** and **Matt Tomshaw** and **C Carlos Pérez** to minicamp.
- 16 Optioned RHPs **Zack Burdi**, **Tyler Johnson**, **Jimmy Lambert** and **Jonathon Stiever**, LHP **Bernardo Flores Jr.**, OF **Blake Rutherford**, INF **Gavin Sheets** and **C Seby Zavala** to Class AAA Charlotte ... optioned OF **Micker Adolfo** and INF **Jake Burger** to Class AA Birmingham ... reassigned RHPs **Félix Paulino** and **Mike Wright** and LHP **Kodi Medeiros** to minicamp ... agreed to terms on a minor-league contract with spring training invite with OF **Billy Hamilton**.
- 21 Claimed LHP **Nik Turley** off waivers from Oakland ... transferred RHP **Jimmy Cordero** (Tommy John surgery) to the 60-day injured list.
- 22 Optioned OF **Luis González** and RHP **Reynaldo López** to alternate training site ... reassigned RHPs **Tayron Guerrero**, **Alex McRae** and **Connor Sadzcek** and INF **Marco Hernández** to minicamp.
- 30 Agreed to terms with INF **Jake Lamb** on a major-league contract ... designated LHP **Nik Turley** for assignment ... optioned INF **Danny Mendick** to the alternate training site ... reassigned RHP **Ryan Burr**, INFs **Tim Beckham**, **Zach Remillard** and **Matt Reynolds** and OF **Nick Williams** to minor-league camp ... released **C Jonathon Lucroy**.

## APRIL

- 1 Placed OF **Adam Engel** on the 10-day injured list (retro to 3/29) with a strained right hamstring ... placed LHP **Jace Fry** on the 10-day injured list (retro to 3/29) to recover from a microdiscectomy ... placed OF **Eloy Jiménez** on the 60-day injured list (retro to 3/29) to recover from surgery to repair a torn left pectoral tendon ... selected the contracts of OF **Billy Hamilton** and INF/OF **Andrew Vaughn** from Schaumburg ... outrighted LHP **Nik Turley** to Schaumburg.
- 7 Placed SS **Tim Anderson** on the 10-day injured list (retro to 4/5) with a strained left hamstring ... recalled INF **Danny Mendick** from Schaumburg.
- 8 Placed OF **Billy Hamilton** on the 10-day injured list with a strained left hamstring ... selected the contract of OF **Nick Williams** from the Schaumburg training facility ... transferred LHP **Jace Fry** (microdiscectomy recovery) to the 60-day injured list.
- 14 Placed RHP **Dylan Cease** from the injured list.
- 15 Reinstated SS **Tim Anderson** (strained left hamstring) from the 10-day injured list ... designated OF **Nick Williams** for assignment.
- 16 Reinstated RHP **Dylan Cease** from the injured list ... optioned RHP **Zack Burdi** to Schaumburg ... outrighted OF **Nick Williams** to Schaumburg.
- 18 Recalled RHP **Jonathan Stiever** from Schaumburg to serve as 27th man for doubleheader at Boston ... placed RHP **Lance Lynn** on the 10-day injured list (retro to 4/17) with a strained right trapezius ... recalled RHP **Zack Burdi** from Schaumburg ... returned RHP **Jonathan Stiever** to Schaumburg.
- 20 Selected the contract of RHP **Alex McRae** from Schaumburg ... optioned RHP **Zack Burdi** to Schaumburg.
- 23 Reinstated OF **Billy Hamilton** (strained left hamstring) from the 10-day injured list ... optioned RHP **Alex McRae** to Schaumburg.
- 25 Recalled RHP **Jonathan Stiever** from Schaumburg ... optioned INF **Danny Mendick** to Schaumburg ... optioned RHP **Jonathan Stiever** to Schaumburg.
- 27 Recalled OF **Luis González** from Schaumburg ... placed OF **Luis Robert** on the injured list ... recalled RHP **Alex McRae** from Schaumburg.
- 29 Reinstated OF **Luis Robert** from the injured list ... placed LHP **Garrett Crochet** on the 10-day injured list (retro to 4/26) with an upper back strain ... recalled INF **Danny Mendick** from Schaumburg to serve as 27th man for doubleheader vs. Detroit ... returned INF **Danny Mendick** to Schaumburg.

## MAY

- 1 Reinstated RHP **Lance Lynn** (strained right trap) from the 10-day injured list ... optioned OF **Luis González** to Schaumburg.
- 4 Placed OF **Luis Robert** on the 10-day injured list with a right hip flexor strain ... recalled INF **Danny Mendick** from Class AAA Charlotte.
- 7 Reinstated LHP **Garrett Crochet** from the 10-day injured list ... optioned RHP **Alex McRae** to Class AAA Charlotte.
- 14 Recalled RHP **Alex McRae** from Class AAA Charlotte to serve as 27th man for split doubleheader vs. Kansas City ... returned RHP **Alex McRae** to Charlotte.
- 25 Sent OF **Adam Engel** (strained right hamstring) to Class AAA Charlotte on a rehab assignment.
- 27 Placed RHP **Michael Kopech** on the Bereavement List ... selected the contract of RHP **Ryan Burr** from Class AAA Charlotte ... transferred OF **Luis Robert** (right hip flexor strain) to the 60-day injured list ... sent LHP **Jace Fry** (microdiscectomy recovery) to Charlotte on a rehab assignment.
- 29 Recalled RHP **Zack Burdi** from Class AAA Charlotte to serve as 27th man for doubleheader vs. Baltimore ... returned RHP **Zack Burdi** to Charlotte.
- 31 Placed RHP **Michael Kopech** on the 10-day injured list (retro to 5/28) with a strained left hamstring ... recalled RHP **Jimmy Lambert** from Class AAA Charlotte to serve as 27th man for doubleheader at Cleveland ... returned RHP **Jimmy Lambert** to Charlotte.

## JUNE

- 3 Placed OF **Andrew Vaughn** on the injured list ... recalled INF/OF **Gavin Sheets** from Class AAA Charlotte.
- 5 Reinstated OF **Andrew Vaughn** from the injured list ... optioned INF/OF **Gavin Sheets** to Class AAA Charlotte.
- 6 Placed OF **Billy Hamilton** on the 10-day injured list with a right oblique strain ... returned OF **Adam Engel** from his rehab assignment at Class AAA Charlotte and reinstated him from the 10-day injured list.
- 10 Placed 2B **Nick Madrigal** on the 60-day injured list with a proximal tear of his right hamstring ... selected the contract of OF **Brian Goodwin** from Class AAA Charlotte.
- 17 Placed OF **Adam Eaton** on the 10-day injured list (retro to 6/15) with a strained right hamstring ... recalled RHP **Zack Burdi** from Class AAA Charlotte.
- 22 Placed OF **Adam Engel** on the 10-day injured list (retro to 6/20) with a strained right hamstring ... recalled OF **Luis González** from Class AAA Charlotte.
- 26 Returned LHP **Jace Fry** (microdiscectomy recovery) from his rehab assignment at Class AAA Charlotte, reinstated him from the 60-day injured list and optioned to Charlotte ... outrighted RHP **Alex McRae** to Charlotte.
- 27 Recalled RHP **Jimmy Lambert** from Class AAA Charlotte to serve as 27th man for doubleheader vs. Seattle ... returned RHP **Jimmy Lambert** to Charlotte.
- 29 Placed OF **Jake Lamb** on the 10-day injured list (retro to 6/28) with a strained right quad ... optioned OF **Luis González** to Class AAA Charlotte ... recalled INF/OF **Gavin Sheets** from Charlotte ... reinstated OF **Billy Hamilton** (strained right oblique) from the 10-day injured list.
- 30 Recalled LHP **Jace Fry** from Class AAA Charlotte ... reinstated RHP **Michael Kopech** (strained left hamstring) from the 10-day injured list ... placed LHP **Aaron Bummer** (strained right hamstring) and RHP **Evan Marshall** (strained right flexor pronator) on the 10-day injured list.

# 2021 TRANSACTIONS

## JULY

- Recalled INF **Jake Burger** from Class AAA Charlotte ... reinstated OF **Adam Eaton** from the 10-day injured list ... optioned RHP **Zack Burdi** to Charlotte ... optioned DH **Yermin Mercedes** to Charlotte.
- Placed C **Yasmani Grandal** on the 10-day injured list with a torn left knee tendon ... recalled C **Seby Zavala** from Class AAA Charlotte.
- Reinstated OF **Adam Engel** (strained right hamstring) from the 10-day injured list ... designated OF **Adam Eaton** for assignment.
- Sent OF **Eloy Jiménez** (torn left pectoral tendon) to Class A Winston-Salem on a rehab assignment.
- Transferred the rehab assignment of OF **Eloy Jiménez** (torn left pectoral tendon) from Class A Winston-Salem to Class AAA Charlotte ... released OF **Adam Eaton**.
- Reinstated LHP **Aaron Bummer** (strained right hamstring) from the 10-day injured list ... recalled RHP **Reynaldo López** from Class AAA Charlotte ... optioned RHP **Matt Foster** and LHP **Jace Fry** to Charlotte ... sent OF **Jake Lamb** (strained right quad) to Charlotte on a rehab assignment.
- Agreed to terms with RHP **Lance Lynn** on a two-year, \$38-million contract extension, which includes a club option for 2024.
- Recalled RHP **Matt Foster** from Class AAA Charlotte to serve as 27th man for doubleheader vs. Minnesota ... returned RHP **Matt Foster** to Charlotte.
- Sent OF **Luis Robert** (right hip flexor strain) to Class A Winston-Salem on a rehab assignment.
- Returned OF **Eloy Jiménez** (torn left pectoral tendon) from his rehab assignment with Class AAA Charlotte and reinstated him from the 60-day injured list ... optioned INF **Jake Burger** to Charlotte.
- Transferred the rehab assignment of OF **Luis Robert** (right hip flexor strain) from Class A Winston-Salem to Class AAA Charlotte.
- Acquired INF **César Hernández** from Cleveland in exchange for LHP **Konnor Pilkington** ... released RHP **Tyler Johnson** ... acquired RHP **Ryan Tepera** from Chicago-NL in exchange for LHP **Bailey Horn** ... transferred RHP **Evan Marshall** (strained right flexor pronator) to the 60-day injured list.
- Added INF **César Hernández** and RHP **Ryan Tepera** to the active roster ... optioned RHP **Ryan Burr** and INF **Danny Mendick** to Class AAA Charlotte ... acquired RHP **Craig Kimbrel** from Chicago-NL in exchange for RHP **Codi Heuer** and 2B **Nick Madrigal**.

## AUGUST

- Placed OF **Billy Hamilton** on the 10-day injured list (retro to 7/31) with a right oblique strain ... recalled RHP **Jimmy Lambert** from Class AAA Charlotte ... optioned RHP **Jimmy Lambert** to Charlotte.
- Recalled RHP **Matt Foster** from Class AAA Charlotte.
- Returned OF **Jake Lamb** (strained right quad) from his rehab assignment at Class AAA Charlotte and reinstated from the 10-day injured list ... optioned RHP **Matt Foster** to Charlotte.
- Returned OF **Luis Robert** (right hip flexor strain) from his injury rehab assignment with Class AAA Charlotte and reinstated from the 60-day injured list ... optioned INF/OF **Gavin Sheets** to Charlotte ... released OF **Luis González**.
- Placed LHP **Carlos Rodón** on the 10-day injured list (retro to 8/8) with left shoulder fatigue ... recalled RHP **Matt Foster** from Class AAA Charlotte ... sent C **Yasmani Grandal** (torn left knee tendon) to Class AA Birmingham on an injury rehab assignment.
- Recalled INF **Danny Mendick** from Class AAA Charlotte to serve as the 27th player for "Field of Dreams Game" vs. the Yankees ... returned INF **Danny Mendick** to Charlotte ... OF **Luis González** claimed off waivers by San Francisco.
- Placed INF/OF **Leury García** on the concussion list (retro to 8/13) ... recalled INF **Danny Mendick** from Class AAA Charlotte.
- Placed OF **Adam Engel** on the 10-day injured list (retro to 8/13) with left shoulder inflammation ... optioned RHP **Matt Foster** to Class AAA Charlotte ... recalled RHP **Ryan Burr** from Charlotte ... selected the contract of RHP **Mike Wright** from Charlotte ... designated RHP **Zack Burdi** for assignment.

## AUGUST (cont.)

- RHP **Zack Burdi** claimed off waivers by Baltimore ... transferred the rehab assignment of C **Yasmani Grandal** (torn left knee tendon) from Class AA Birmingham to Class AAA Charlotte.
- Transferred INF/OF **Leury García** from the seven-day concussion list to the 10-day injured list.
- Reinstated INF/OF **Leury García** (concussion) from the 10-day injured list ... optioned RHP **Ryan Burr** to Class AAA Charlotte.
- Reinstated LHP **Carlos Rodón** (left shoulder fatigue) from the 10-day injured list ... sent RHP **Evan Marshall** (strained right flexor pronator) to Charlotte on an injury rehab assignment.
- Reinstated C **Yasmani Grandal** (torn left knee tendon) from the 10-day injured list ... optioned C **Zack Collins** to Class AAA Charlotte.
- Placed RHP **Lance Lynn** on the 10-day injured list (retro to 8/29) with right knee inflammation ... recalled INF **Danny Mendick** from Class AAA Charlotte.

## SEPTEMBER

- Placed SS **Tim Anderson** on the 10-day injured list (retro to 8/29) with a strained left hamstring ... recalled RHP **Matt Foster** from Class AAA Charlotte ... returned OF **Billy Hamilton** (right oblique strain) from his injury rehab assignment at Charlotte and reinstated him from the 10-day injured list ... designated INF/OF **Jake Lamb** for assignment ... selected the contract of INF **Romy González** from Charlotte ... recalled INF/OF **Gavin Sheets** from Charlotte.
- Placed RHP **Lucas Giolito** on the 10-day injured list (retro to 9/1) with a strained left hamstring ... recalled RHP **Ryan Burr** from Class AAA Charlotte ... OF **Jake Lamb** claimed off waivers by Toronto.
- Recalled RHP **Jimmy Lambert** from Class AAA Charlotte ... optioned RHP **Matt Foster** to Charlotte.
- Sent OF **Adam Engel** (left shoulder inflammation) to Class AAA Charlotte on an injury rehab assignment.
- Reinstated RHP **Lance Lynn** (right knee inflammation) from the 10-day injured list ... optioned RHP **Jimmy Lambert** to Class AAA Charlotte.
- Reinstated SS **Tim Anderson** (strained left hamstring) from the 10-day injured list ... reinstated RHP **Lucas Giolito** (strained left hamstring) from the 10-day injured list ... recalled C **Zack Collins** from Class AAA Charlotte ... placed OF **Andrew Vaughn** on the 10-day injured list (retro to 9/10) with lower back inflammation ... optioned INF **Danny Mendick** to Charlotte ... optioned C **Seby Zavala** to Charlotte ... placed RHP **Ryan Tepera** on the 10-day injured list (retro to 9/11) with a right index finger laceration ... recalled LHP **Jace Fry** from Charlotte.
- Returned OF **Adam Engel** (left shoulder inflammation) from his injury rehab assignment with Class AAA Charlotte and reinstated him from the 10-day injured list ... optioned INF **Romy González** to Charlotte.
- Recalled RHP **Matt Foster** from Class AAA Charlotte to serve as the 29th player for split doubleheader at Cleveland ... reinstated OF **Andrew Vaughn** (lower back inflammation) from the 10-day injured list ... optioned LHP **Jace Fry** to Charlotte ... return RHP **Matt Foster** to Charlotte.
- RHP **Mike Wright** began serving two-game MLB suspension for his action during game on 9/16 vs. Los Angeles-AL.
- Placed OF **Brian Goodwin** on the 10-day injured list (retro to 9/24) with lower back spasms ... recalled RHP **Matt Foster** from Class AAA Charlotte.

## OCTOBER

- Reinstated RHP **Ryan Tepera** (right index finger laceration) from the 10-day injured list ... designated RHP **Mike Wright** for assignment.

# CLOSE GAMES/EJECTIONS/REVIEWS

## ONE-RUN GAMES (18-24)

Date	Opp.	Score	WP	LP
4/1	at LAA	L, 3-4	Mayers (R)	Bummer (R)
4/11	vs. K.C.	L, 3-4 (10)	Holland (R)	Crochet (R)
4/12	vs. Cle.	W, 4-3	Heuer (R)	Clase (R)
4/18-1	at Bos.	W, 3-2	Keuchel	Houck
4/24	vs. Tex.	W, 2-1	Hendriks (R)	Ford (R)
5/5	at Cin.	L, 0-1 (10)	Sims (R)	Hendriks (R)
5/16	vs. K.C.	W, 4-3	Foster (R)	Davis (R)
5/18	at Min.	L, 4-5	Rogers (R)	Bummer (R)
5/19	at Min.	W, 2-1	Giolito	Shoemaker
5/21	at NYY	L, 1-2	Chapman (R)	Marshall (R)
5/23	at NYY	L, 4-5	Chapman (R)	Bummer (R)
6/1	at Cle.	L, 5-6	Bieber	Cease
6/4	vs. Det.	W, 9-8	Hendriks (R)	Cisnero (R)
6/5	vs. Det.	L, 3-4	Skubal	Giolito
6/11	at Det.	W, 5-4 (10)	Hendriks (R)	Cisnero
6/16	vs. T.B.	W, 8-7 (10)	Burr (R)	Fairbanks (R)
6/18	at Hou.	L, 1-2	Pressly (R)	Crochet (R)
6/23	at Pit.	W, 4-3	Cease	De Jong
6/26	vs. Sea.	L, 2-3	Sewald (R)	Hendriks (R)
6/29	vs. Min.	W, 7-6	Giolito	Maeda
7/4	at Det.	L, 5-6	Alexander (R)	Giolito
7/19-1	vs. Min.	L, 3-4	Duffey (R)	Crochet (R)
7/26	at K.C.	L, 3-4	Minor	Keuchel
7/28	at K.C.	L, 2-3 (10)	Barlow (R)	Burr (R)
7/31	vs. Cle.	L, 11-12	Garza (R)	Kopech (R)
8/1	vs. Cle.	W, 2-1	Hendriks (R)	Wittgren (R)
8/5	vs. K.C.	L, 1-2	Lynch	Keuchel
8/10	at Min.	L, 3-4	Jax	Keuchel
8/11	at Min.	L, 0-1	Thielbar (R)	Ruiz (R)
8/12	vs. NYY	W, 9-8	Hendriks (R)	Britton (R)
8/18	vs. Oak.	W, 3-2	Crochet (R)	Blackburn (R)
8/19	vs. Oak.	L, 4-5	Irvin	Kopech (R)
8/23	at Tor.	L, 1-2	Mayza (R)	Kimbrel (R)
9/10	vs. Bos.	W, 4-3	Rodón	Houck
9/11	vs. Bos.	L, 8-9 (10)	Whitlock (R)	Wright (R)
9/12	vs. Bos.	W, 2-1	Kimbrel (R)	Whitlock (R)
9/15	vs. LAA	L, 2-3	Mayers (R)	Kopech (R)
9/18	at Tex.	L, 1-2	Anderson (R)	Lynn
9/20	at Det.	L, 3-4	Hutchinson (R)	Kimbrel (R)
9/24	at Cle.	W, 1-0	Cease	Stephan
9/27	at Det.	W, 8-7	Keuchel	Manning
10/2	vs. Det.	W, 5-4	Bummer (R)	Funkhouser (R)

## TWO-RUN GAMES (16-11)

Date	Opp.	Score	WP	LP
4/3	at LAA	L, 3-5	Guerra (R)	Marshall (R)
4/13	vs. Cle.	L, 0-2 (10)	Bieber	Crochet (R)
4/15	at Bos.	L, 2-4	Civale	Lynn
4/23	vs. Tex.	W, 9-7	Heuer (R)	Cody (R)
4/29-1	vs. Det.	W, 3-1	Rodón	Mize (C)
4/30	vs. Cle.	L, 3-5	Bieber	Keuchel
5/13	vs. Min.	W, 4-2	Lynn	Pineda
5/14-2	vs. K.C.	W, 3-1	Heuer (R)	Junis
5/29-2	vs. Bal.	W, 3-1	Lynn	Means
5/30	vs. Bal.	W, 3-1	Giolito	Tate (R)
5/31-1	at Cle.	W, 8-6 (8)	Heuer (R)	Karinchak (R)
5/31-2	at Cle.	L, 1-3	Maton (R)	Lambert
6/27	vs. Sea.	W, 7-5	Bummer (R)	Dugger (R)
7/11	at Bal.	W, 7-5 (10)	Hendriks (R)	Wells (R)
7/19-2	vs. Min.	W, 5-3 (7)	Bummer (R)	Berrios (C)
7/25	at Mil.	W, 3-1	Lynn	Woodruff
7/27	at K.C.	W, 5-3	López (R)	Zimmer (R)
7/30	vs. Cle.	W, 6-4	Ruiz (R)	Karinchak (R)

## TWO-RUN GAMES (cont.)

Date	Opp.	Score	WP	LP
8/6	at Cubs	W, 8-6 (10)	Hendriks (R)	Rodríguez (R)
8/14	vs. NYY	L, 5-7 (10)	Green (R)	Hendriks (R)
8/15	vs. NYY	L, 3-5	Cortes	Giolito
8/20	at T.B.	W, 7-5 (10)	Hendriks (R)	Kittredge (R)
8/25	at Tor.	L, 1-3	Mayza (R)	Bummer (R)
8/31	vs. Pit.	W, 4-2	Kopech (R)	Wilson
9/9	at Oak.	L, 1-3	Manaea	López
9/21	at Det.	L, 3-5	Garcia (R)	Fry (R)
9/23-2	at Cle.	L, 3-5 (7)	Clase (R)	Ruiz (R)

## EXTRA-INNING GAMES (6-7)

Date	Opp.	Score	WP	LP
4/11	vs. K.C.	L, 3-4 (10)	Holland (R)	Crochet (R)
4/13	vs. Cle.	L, 0-2 (10)	Bieber	Crochet (R)
5/5	at Cin.	L, 0-1 (10)	Sims (R)	Hendriks (R)
5/31-1	at Cle.	W, 8-6 (8)	Heuer (R)	Karinchak (R)
6/11	at Det.	W, 5-4 (10)	Hendriks (R)	Cisnero
6/16	vs. T.B.	W, 8-7 (10)	Burr (R)	Fairbanks (R)
7/11	at Bal.	W, 7-5 (10)	Hendriks (R)	Wells (R)
7/19-1	vs. Min.	L, 3-4 (8)	Duffey (R)	Crochet (R)
7/28	at K.C.	L, 2-3 (10)	Barlow (R)	Burr (R)
8/6	at Cubs	W, 8-6 (10)	Hendriks (R)	Rodríguez (R)
8/14	vs. NYY	L, 5-7 (10)	Green (R)	Hendriks (R)
8/20	at T.B.	W, 7-5 (10)	Hendriks (R)	Kittredge (R)
9/11	vs. Bos.	L, 8-9 (10)	Whitlock (R)	Wright (R)

## EJECTIONS (10)

Date	Opp.	Player/Coach	Umpire	Reason
6/3	vs. Det.	Lucas Giolito	Will Little	Balls and strikes
7/3	at Det.	Ethan Katz	Tom Hallion	Balls and strikes
7/23	at Mil.	Tony La Russa	John Libka	Balls and strikes
		Tim Anderson	John Libka	Balls and strikes
8/15	vs. NYY	Tony La Russa	Mike Estabrook	Balls and strikes
8/18	vs. Oak.	Lance Lynn	Nic Lentz	Equipment check
9/16	vs. LAA	Mike Wright	Bill Welke	Ohtani HBP
		Tony La Russa	Bill Welke	Arguing ejection
9/27	at Det.	Miguel Cairo	Lance Barrett	Arguing HBP
		Tim Anderson	Lance Barrett	Arguing HBP

## CHALLENGE/REVIEWS

Total (White Sox and Opponents).....	73
White Sox Challenges .....	27
White Sox Successful Challenges.....	14
Crew Chief Reviews .....	77

# TOP PITCHING PERFORMANCES

## NO-HITTERS (1)

Date	Opp.	Score	Pitcher	IP	H	R	ER	BB	SO
4/14	vs. Cle.	W, 8-0	Rodón	9.0	0	0	0	0	7

## ONE-HITTERS (2)

Date	Opp.	Score	Pitcher	IP	H	R	ER	BB	SO
6/13	at Det.	W, 4-1	Rodón	7.0	1	1	1	2	9
			Marshall, H	1.0	0	0	0	0	2
			Hendriks, SV	1.0	0	0	0	0	1
7/18	vs. Hou.	W, 4-0	Rodón, W	7.0	1	0	0	0	10
			Kopecch	1.0	0	0	0	0	1
			Hendriks	1.0	0	0	0	0	2

## TWO-HITTERS (4)

Date	Opp.	Score	Pitcher	IP	H	R	ER	BB	SO
4/29-1	vs. Det.	W, 3-1	Rodón, W	6.0	2	0	0	1	12
			Hendriks, SV	1.0	0	0	0	0	1
5/4	at Cin.	W, 9-0	Cease, W	6.0	1	0	0	3	11
			Ruiz	2.0	1	0	0	0	2
			McRae	1.0	0	0	0	1	1
5/19	at Min.	W, 2-1	Giolito, W	8.0	2	1	1	3	11
			Hendriks, SV	1.0	0	0	0	0	2
8/9	at Min.	W, 11-1	Giolito, W	8.0	2	1	1	0	8
			Crochet	1.0	0	0	0	1	2

## THREE-HITTERS (5)

Date	Opp.	Score	Pitcher	IP	H	R	ER	BB	SO
4/5	at Sea.	W, 6-0	Rodón, W	5.0	2	0	0	3	9
			Kopecch	2.0	1	0	0	1	5
			Ruiz	2.0	0	0	0	0	1
4/29-2	vs. Det.	W, 11-0	Cease, W	7.0	3	0	0	0	9
5/30	vs. Bal.	W, 3-1	Giolito, W	7.0	3	1	1	3	12
			Crochet, H	1.0	0	0	0	0	0
			Hendriks, SV	1.0	0	0	0	0	0
7/17	vs. Hou.	W, 10-1	Giolito, W	9.0	3	1	1	0	8
8/3	vs. K.C.	W, 7-1	Cease, W	6.0	1	0	0	2	11
			Kopecch, H	1.0	1	1	1	0	1
			Crochet	1.0	1	0	0	0	1
			Tepera	1.0	0	0	0	0	1

## COMPLETE GAMES (4)

Date	Opp.	Score	Pitcher	IP	H	R	ER	BB	SO
4/8	vs. K.C.	W, 6-0	Lynn, W	9.0	5	0	0	0	11
4/14	vs. Cle.	W, 8-0	Rodón, W	9.0	0	0	0	0	7
4/29-1	vs. Det.	W, 11-0	Cease, W	7.0	3	0	0	0	9
7/17	vs. Hou.	W, 10-1	Giolito, W	9.0	3	1	1	0	8

## SHUTOUTS (13)

Date	Opp.	Score	Pitcher	IP	H	R	ER	BB	SO
4/5	at Sea.	W, 6-0	Rodón, W	5.0	2	0	0	3	9
			Kopecch	2.0	1	0	0	1	5
			Ruiz	2.0	0	0	0	0	1
4/8	vs. K.C.	W, 6-0	Lynn	9.0	5	0	0	0	11
4/14	vs. Cle.	W, 8-0	Rodón, W	9.0	0	0	0	0	7
4/29-1	vs. Det.	W, 11-0	Cease, W	7.0	3	0	0	0	9
5/4	at Cin.	W, 9-0	Cease, W	6.0	1	0	0	3	11
			Ruiz	2.0	1	0	0	0	2
			McRae	1.0	0	0	0	1	1
5/7	at K.C.	W, 3-0	Rodón, W	6.0	5	0	0	0	8
			Heuer, H	1.0	0	0	0	0	1
			Bummer, H	1.0	1	0	0	0	2
			Hendriks, SV	1.0	2	0	0	0	2
6/6	vs. Det.	W, 3-0	Cease, W	7.0	5	0	0	1	10
			Bummer, H	1.0	0	0	0	0	2
			Hendriks, SV	1.0	0	0	0	0	2
6/15	vs. T.B.	W, 3-0	Keuchel, W	7.0	4	0	0	1	5
			Bummer, H	1.0	0	0	0	1	1
6/15	vs. T.B.	W, 3-0	Hendriks, SV	1.0	2	0	0	0	2
7/18	vs. Hou.	W, 4-0	Rodón, W	7.0	1	0	0	0	10
			Kopecch	1.0	0	0	0	0	1
			Hendriks	1.0	0	0	0	0	2
8/7	at Cubs	W, 4-0	Rodón, W	5.0	2	0	0	2	11
			Kopecch, H	1.0	1	0	0	0	1
			Bummer, H	1.0	1	0	0	0	2
			Kimbrel	1.0	0	0	0	0	2
			Tepera	1.0	1	0	0	1	
8/17	vs. Oak.	W, 9-0	López, W	5.0	1	0	0	2	4
			Burr	2.0	2	0	0	0	1
			Wright	2.0	1	0	0	1	1
9/17	at Tex.	W, 8-0	Cease, W	5.0	4	0	0	2	10
			Bummer	1.0	1	0	0	0	2
			Burr	1.0	1	0	0	1	2
			Ruiz	1.0	1	0	0	0	0
			Fry	1.0	1	0	0	1	0
9/24	at Cle.	W, 1-0	Cease, W	5.1	3	0	0	0	9
			Burr, H	0.2	2	0	0	0	1
			Bummer, H	1.0	1	0	0	0	2
			Kimbrel, H	1.0	0	0	0	0	3
			Hendriks, SV	1.0	0	0	0	0	1



Carlos Rodón threw the 20th no-hitter in White Sox history on April 14 vs. Cleveland, striking out seven batters with no walks. Rodón retired the first 25 batters in order before hitting Roberto Perez with a pitch in the ninth.

# STARTING PITCHERS GAME LOGS

## RYAN BURR (0-0, 0.00 ERA)

Date	Opp.	W-L	IP	H	R	ER	HR	BB	SO	#P	RS	ERA
6/27-2	vs. Sea.	ND	2.0	0	0	0	0	0	0	27	2	0.00

## DYLAN CEASE (13-7, 3.91 ERA)

Date	Opp.	W-L	IP	H	R	ER	HR	BB	SO	#P	RS	ERA
4/4	at LAA	ND	4.2	5	3	3	1	3	3	92	3	5.79
4/11	vs. K.C.	ND	4.2	4	1	1	0	3	6	90	1	3.86
4/17	at Bos.	ND	4.2	6	2	2	0	3	6	85	2	3.86
4/23	vs. Tex.	ND	3.1	3	2	2	1	3	5	80	5	4.15
4/29-2	vs. Det.	W	7.0	3	0	0	0	0	9	91	11	2.96
5/4	at Cin.	W	6.0	1	0	0	0	3	11	98	8	2.37
5/11	vs. Min.	ND	5.0	5	3	3	1	2	7	97	3	2.80
5/16	vs. K.C.	ND	5.2	3	1	0	0	3	3	88	2	2.41
5/22	at NYY	L	4.1	5	5	5	0	4	6	91	0	3.18
5/27	vs. Bal.	W	6.0	4	1	1	1	2	10	111	2	2.98
6/1	at Cle.	L	3.1	8	6	6	1	1	2	94	3	3.79
6/6	vs. Det.	W	7.0	5	0	0	0	1	10	99	3	3.36
6/12	at Det.	W	5.0	4	2	2	1	1	7	82	13	3.38
6/17	at Hou.	L	3.1	4	7	6	1	2	4	74	0	3.99
6/23	at Pit.	W	5.2	7	2	1	0	1	7	99	4	3.81
6/30	vs. Min.	W	6.0	3	2	2	2	3	7	94	13	3.75
7/5	at Min.	L	5.1	6	6	6	1	2	8	107	1	4.14
7/11	at Bal.	ND	5.0	2	2	2	1	2	6	85	4	4.11
7/16	vs. Hou.	L	5.2	6	3	3	1	2	10	104	1	4.15
7/21	vs. Min.	L	5.0	7	3	3	1	2	5	92	1	4.21
7/27	at K.C.	ND	6.0	6	3	2	0	1	6	89	1	4.14

8/3	vs. K.C.	W	6.0	1	0	0	0	2	11	103	3	3.92
8/8	at Cubs	W	5.0	5	3	3	0	3	10	92	8	3.99
8/14	vs. NYY	ND	5.0	4	3	3	1	0	6	103	3	4.04
8/19	vs. Oak.	ND	6.0	4	3	3	2	4	5	102	3	4.06
8/24	at Tor.	W	7.0	4	1	1	1	1	7	95	5	3.92
8/29	vs. Cubs	W	6.0	4	1	1	1	2	11	108	12	3.82
9/5	at K.C.	L	5.0	4	4	3	1	3	9	98	0	3.87
9/11	vs. Bos.	ND	2.2	4	7	7	1	5	5	71	2	4.22
9/17	at Tex.	W	5.0	4	0	0	0	2	10	92	7	4.09
9/24	at Cle.	W	5.1	3	0	0	0	0	9	82	1	3.95
10/3	vs. Det.	ND	4.0	4	1	1	0	2	5	69	1	3.91

<b>TOTALS</b>	<b>13-7</b>	<b>165.2</b>	<b>139</b>	<b>77</b>	<b>72</b>	<b>20</b>	<b>68</b>	<b>226</b>	<b>92.4</b>	<b>6.8</b>	<b>3.91</b>
---------------	-------------	--------------	------------	-----------	-----------	-----------	-----------	------------	-------------	------------	-------------

## LUCAS GIOLITO (11-9, 3.58 ERA)

Date	Opp.	W-L	IP	H	R	ER	HR	BB	SO	#P	RS	ERA
4/1	at LAA	ND	5.1	2	2	2	1	2	8	87	3	3.38
4/6	at Sea.	W	5.1	4	3	3	0	1	10	96	5	4.22
4/13	vs. Cle.	ND	7.0	3	0	0	0	2	8	107	0	2.55
4/19	at Bos.	L	1.0	8	8	7	2	2	0	54	1	5.79
4/27	vs. Det.	L	6.2	5	4	4	2	3	7	114	2	5.68
5/2	vs. Cle.	L	5.1	5	2	1	1	3	8	97	0	4.99
5/9	at K.C.	W	5.0	4	1	1	0	2	2	93	6	4.54
5/14-1	vs. K.C.	L	6.0	5	5	5	2	3	7	98	2	4.97
5/19	at Min.	W	8.0	2	1	1	1	3	11	111	2	4.35
5/25	vs. STL	W	6.0	6	2	1	0	0	5	92	8	4.04
5/30	vs. Bal.	W	7.0	3	1	1	1	3	12	108	3	3.73
6/5	vs. Det.	L	7.0	7	4	4	3	0	9	102	3	3.88
6/11	at Det.	ND	6.0	5	2	2	2	1	9	105	4	3.81
6/16	vs. T.B.	ND	6.0	4	3	3	1	2	7	102	7	3.86
6/22	at Pit.	ND	6.0	4	2	2	1	2	7	111	3	3.80
6/29	vs. Min.	W	6.0	6	3	3	1	1	1	97	7	3.84
7/4	at Det.	L	5.0	10	6	6	0	1	5	102	2	4.20
7/10	at Bal.	W	5.1	6	2	2	0	2	9	106	6	4.15
7/17	vs. Hou.	W	9.0	3	1	1	1	0	8	107	10	3.90
7/23	at Mil.	L	6.0	6	1	1	0	5	3	91	0	3.78
7/28	at K.C.	ND	6.0	4	1	1	0	1	7	80	2	3.67
8/4	vs. K.C.	L	4.0	8	6	6	3	0	2	81	1	3.98
8/9	at Min.	W	8.0	2	1	1	1	0	8	103	11	3.81

## LUCAS GIOLITO (cont.)

Date	Opp.	W-L	IP	H	R	ER	HR	BB	SO	#P	RS	ERA
8/15	vs. NYY	L	4.0	6	3	2	1	3	8	101	0	3.83
8/20	at T.B.	ND	7.0	3	2	2	1	0	8	90	4	3.77
8/25	at Tor.	ND	6.0	5	1	1	0	1	6	93	1	3.68
8/31	vs. Pit.	ND	4.1	3	2	2	0	4	5	86	2	3.69
9/14	vs. LAA	ND	4.0	3	3	3	2	2	8	87	7	3.77
9/19	at Tex.	W	5.1	6	1	1	0	1	4	97	5	3.70
9/26	at Cle.	W	6.0	5	0	0	0	1	6	100	4	3.58
10/2	vs. Det.	ND	5.0	2	1	1	0	1	3	72	0	3.53

<b>TOTALS</b>	<b>11-9</b>	<b>178.2</b>	<b>145</b>	<b>74</b>	<b>70</b>	<b>27</b>	<b>52</b>	<b>201</b>	<b>95.8</b>	<b>5.6</b>	<b>3.58</b>
---------------	-------------	--------------	------------	-----------	-----------	-----------	-----------	------------	-------------	------------	-------------

## MICHAEL KOPECH (1-0, 1.93 ERA)

Date	Opp.	W-L	IP	H	R	ER	HR	BB	SO	#P	RS	ERA
4/18-2	at Bos.	ND	3.0	1	1	1	0	1	4	41	4	3.00
4/25	vs. Tex.	W	5.0	4	1	1	1	0	10	87	8	2.23
5/14-2	vs. K.C.	ND	4.0	2	1	1	1	2	5	65	3	2.25
9/23-2	at Cle.	ND	2.0	0	0	0	0	0	4	27	0	1.93

<b>TOTALS</b>	<b>1-0</b>	<b>14.0</b>	<b>7</b>	<b>3</b>	<b>3</b>	<b>2</b>	<b>3</b>	<b>23</b>	<b>55.0</b>	<b>9.7</b>	<b>1.93</b>
---------------	------------	-------------	----------	----------	----------	----------	----------	-----------	-------------	------------	-------------

## DALLAS KEUCHEL (9-9, 5.18 ERA)

Date	Opp.	W-L	IP	H	R	ER	HR	BB	SO	#P	RS	ERA
4/2	at LAA	ND	4.0	6	6	4	1	2	4	69	7	9.00
4/7	at Sea.	ND	5.0	4	3	3	0	3	3	93	4	7.00
4/12	vs. Cle.	ND	5.0	3	3	3	1	2	2	68	3	6.43
4/18-1	at Bos.	W	5.0	6	2	2	1	0	1	67	3	5.68
4/24	vs. Tex.	ND	6.0	7	0	0	0	0	2	93	1	4.32
4/30	vs. Cle.	L	6.0	4	4	4	0	4	4	85	3	4.65
5/5	at Cin.	ND	7.0	2	0	0	0	3	1	95	0	3.79
5/12	vs. Min.	W	5.2	8	6	6	1	1	1	84	12	4.53
5/17	at Min.	W	7.0	7	3	3	1	0	6	107	15	4.44
5/23	at NYY	ND	4.0	6	3	1	0	2	4	100	0	4.28
5/29-1	vs. Bal.	W	5.0	8	4	4	3	1	2	87	5	4.53
6/4	vs. Det.	ND	6.0	5	2	1	1	1	3	80	7	4.25
6/10	vs. Tor.	W	6.0	6	2	2	0	2	8	104	3	4.14
6/15	vs. T.B.	W	7.0	4	0	0	0	1	5	102	3	3.78
6/20	at Hou.	L	2.2	7	6	3	0	4	3	74	2	3.98
7/3	at Det.	L	4.0	7	7	7	1	3	2	79	5	4.54
7/9	at Bal.	W	7.0	7	1	1	1	1	3	96	9	4.29
7/20	vs. Min.	ND	5.0	4	2	2	1	2	6	89	4	4.25
7/26	at K.C.	L	6.0	6	4	4	3	1	3	96	2	4.35
7/31	vs. Cle.	ND	5.1	5	5	5	3	1	4	83	6	4.56
8/5	vs. K.C.	L	6.0	3	2	2	0	3	5	95	1	4.47
8/10	at Min.	L	6.0	4	4	4	1	4	1	102	3	4.55
8/16	vs. Oak.	W	5.0	5	2	2	1	2	2	78	3	4.51
8/21	at T.B.	L	5.0	9	6	6	0	2	3	84	2	4.75
8/27	vs. Cubs	ND	1.0	7	6	5	1	1	1	43	1	5.06
9/3	at K.C.	L	3.0	7	6	5	0	2	1	75	0	5.28
9/8	at Oak.	L	5.2	8	5	5	1	1	3	94	1	5.39
9/15	vs. LAA	ND	6.0	6	2	2	0	5	3	98	2	5.29
9/21	at Det.	ND	5.0	11	2	2	0	1	2	95	2	5.23
9/27	at Det.	W	5.0	7	2	2	1	2	2	91	6	5.18

<b>TOTALS</b>	<b>9-9</b>	<b>156.1</b>	<b>179</b>	<b>100</b>	<b>90</b>	<b>23</b>	<b>57</b>	<b>90</b>	<b>86.9</b>	<b>6.6</b>	<b>5.18</b>
---------------	------------	--------------	------------	------------	-----------	-----------	-----------	-----------	-------------	------------	-------------

## JIMMY LAMBERT (1-1, 3.86 ERA)

Date	Opp.	W-L	IP	H	R	ER	HR	BB	SO	#P	RS	ERA
5/31	at Cle.	L	3.2	7	3	3	1	1	4	74	1	7.36
8/1	vs. Cle.	ND	3.0	2	1	1	1	1	2	57	0	5.40
9/7	at Oak.	W	5.0	3	1	1	0	2	2	70	4	3.86

<b>TOTALS</b>	<b>1-1</b>	<b>11.0</b>	<b>12</b>	<b>5</b>	<b>5</b>	<b>2</b>	<b>4</b>	<b>8</b>	<b>67.0</b>	<b>3.9</b>	<b>3.86</b>
---------------	------------	-------------	-----------	----------	----------	----------	----------	----------	-------------	------------	-------------



# STARTING PITCHERS GAME LOGS

## REYNALDO LÓPEZ (2-3, 4.10 ERA)

Date	Opp.	W-L	IP	H	R	ER	HR	BB	SO	#P	RS	ERA
7/19	vs. Min.	ND	3.0	2	2	1	1	1	3	44	1	3.00
8/11	at Min.	ND	3.0	1	0	0	0	2	4	51	0	1.50
8/17	vs. Oak	W	5.0	1	0	0	0	2	4	66	8	0.82
8/22	at T.B.	L	4.0	6	3	3	0	0	4	75	0	2.40
9/4	at K.C.	ND	4.0	3	3	3	1	1	1	65	9	3.32
9/9	at Oak.	L	5.0	6	3	1	0	3	2	90	1	3.00
9/16	vs. LAA.	L	4.0	7	7	6	2	1	7	81	0	4.50
9/23-1	at Cle.	ND	3.1	4	2	2	2	0	4	65	7	4.60
9/28	vs. Cin.	W	6.0	2	1	1	1	0	4	81	5	4.10
<b>TOTALS</b>		<b>2-3</b>	<b>37.1</b>	<b>32</b>	<b>21</b>	<b>17</b>	<b>7</b>	<b>10</b>	<b>33</b>	<b>68.7</b>	<b>7.5</b>	<b>4.10</b>

## LANCE LYNN (11-6, 2.69 ERA)

Date	Opp.	W-L	IP	H	R	ER	HR	BB	SO	#P	RS	ERA	
4/3	at LAA.	ND	4.2	6	2	0	0	2	6	99	2	0.00	
4/8	vs. K.C.	W	9.0	5	0	0	0	0	11	111	6	0.00	
4/15	vs. Cle	L	6.0	5	2	2	1	0	10	93	1	0.92	
5/1	vs. Cle.	W	5.0	4	3	3	1	2	2	68	7	1.82	
5/8	at K.C.	W	5.0	1	0	0	0	4	6	90	8	1.52	
5/13	vs. Min.	W	5.0	2	1	0	0	3	9	111	2	1.30	
5/18	at Min.	ND	6.0	5	2	2	2	1	2	109	4	1.55	
5/24	vs. STL	W	7.0	3	1	0	0	3	4	104	5	1.32	
5/29-2	vs. Bal.	W	5.0	3	0	0	0	0	7	82	3	1.20	
6/3	vs. Det.	W	6.0	4	1	1	1	2	6	89	2	1.23	
6/9	vs. Tor.	ND	7.0	4	1	1	1	0	9	95	2	1.23	
6/14	vs. T.B.	L	6.0	6	3	3	2	3	8	103	2	1.51	
6/19	at Hou.	L	4.0	8	6	6	0	1	6	84	1	2.14	
6/26	vs. Sea.	ND	3.0	0	0	0	0	2	4	47	0	2.06	
7/2	at Det.	W	6.0	4	1	1	0	5	9	117	3	2.02	
7/7	at Min.	W	6.0	4	1	1	1	3	6	102	6	1.99	
7/19	vs. Min.	ND	7.0	5	1	1	1	1	4	89	1	1.94	
7/25	at Mil.	W	6.0	6	1	1	0	0	6	98	3	1.91	
7/30	vs. Cle.	ND	5.0	7	3	3	0	1	7	104	4	2.07	
8/6	at Cubs	ND	6.0	4	1	1	0	2	8	100	2	2.04	
8/12	vs. NYY	ND	5.0	4	4	4	2	2	7	105	7	2.26	
8/18	vs. Oak.	ND	4.0	3	1	1	1	1	3	4	88	2	2.26
8/23	at Tor.	ND	7.0	4	1	1	0	0	4	86	1	2.20	
8/28	vs. Cubs	L	5.0	7	7	7	3	2	7	95	0	2.59	
9/12	vs. Bos.	ND	5.0	2	0	0	0	0	9	70	0	2.50	
9/18	at Tex.	L	5.1	6	2	1	0	2	5	83	1	2.47	
9/25	at Cle.	L	6.0	7	6	6	2	0	6	105	0	2.72	
10/1	vs. Det.	W	5.0	4	1	1	0	1	4	81	4	2.69	
<b>TOTALS</b>		<b>11-6</b>	<b>157.0</b>	<b>123</b>	<b>52</b>	<b>47</b>	<b>18</b>	<b>45</b>	<b>176</b>	<b>93.1</b>	<b>4.5</b>	<b>2.69</b>	

## CARLOS RODÓN (13-5, 2.37 ERA)

Date	Opp.	W-L	IP	H	R	ER	HR	BB	SO	#P	RS	ERA	
4/5	at Sea.	W	5.0	2	0	0	0	3	9	95	6	0.00	
4/14	vs. Cle.	W	9.0	0	0	0	0	0	7	114	8	0.00	
4/20	at Cle.	W	5.0	3	2	1	1	5	8	110	7	0.47	
4/29	vs. Det	W	6.0	2	1	1	0	1	12	96	3	0.72	
5/7	at K.C.	W	6.0	5	0	0	0	0	8	92	3	0.58	
5/15	vs. K.C.	L	5.2	8	4	4	4	1	3	5	110	1	1.47
5/21	at. NYY	ND	6.0	2	0	0	0	0	13	95	0	1.27	
5/26	vs. STL	L	6.0	1	1	1	1	0	10	94	0	1.29	
5/31	at Cle.	ND	6.0	9	5	5	3	1	8	85	5	1.98	
6/8	vs. Tor.	ND	5.0	6	1	1	0	2	8	106	0	1.96	
6/13	at Det.	W	7.0	1	1	1	0	2	9	103	4	1.89	
6/18	at Hou.	ND	7.0	3	1	1	0	3	8	106	1	1.83	
6/25	vs. Sea.	L	5.0	5	3	3	1	4	8	104	1	2.06	
7/1	vs. Min.	ND	5.0	6	4	4	0	2	9	97	4	2.37	
7/6	at Min.	W	6.0	7	1	1	0	0	8	104	2	2.31	
7/18	vs. Hou.	W	7.0	1	0	0	0	0	10	98	4	2.14	
7/24	at Mil.	L	4.0	4	4	2	2	5	79	1	2.24		
7/29	at K.C.	L	4.0	8	4	4	2	0	4	74	0	2.49	
8/7	at Cubs	W	5.0	2	0	0	0	2	11	89	2	2.39	
8/26	at Tor.	W	5.0	5	2	2	1	1	3	67	9	2.43	
9/1	vs. Pit.	W	5.0	5	1	1	0	1	5	77	5	2.41	
9/10	vs. Bos.	W	5.0	3	1	1	1	0	7	86	4	2.38	
9/20	at Det.	ND	3.0	2	3	2	0	2	6	69	3	2.47	
9/29	vs. Cin.	W	5.0	1	0	0	0	2	4	69	5	2.37	
<b>TOTALS</b>		<b>13-5</b>	<b>132.2</b>	<b>91</b>	<b>39</b>	<b>35</b>	<b>13</b>	<b>36</b>	<b>185</b>	<b>92.5</b>	<b>5.3</b>	<b>2.37</b>	

# WHITE SOX STATISTICS

## WHITE SOX FINAL STATISTICS

Player	AVG	G	AB	R	H	TB	2B	3B	HR	RBI	BB	IBB	SO	SB	CS	OBP	SLG	OPS	PA	SH	SF	HBP	GDP	E
Abreu, J	.261	152	566	86	148	272	30	2	30	117	61	3	143	1	0	.351	.481	.831	659	0	10	22	28	5
Anderson, T	.309	123	527	94	163	247	29	2	17	61	22	1	119	18	7	.338	.469	.806	551	0	1	1	5	10
Burjer, J	.263	15	38	5	10	18	3	1	1	3	4	0	15	0	0	.333	.474	.807	42	0	0	0	2	0
Cease, D	.375	3	8	1	3	4	1	0	0	0	0	0	3	0	0	.375	.500	.875	8	0	0	0	1	3
Collins, Z	.210	78	195	25	41	66	13	0	4	26	34	1	69	1	1	.330	.338	.669	231	1	0	1	4	4
Eaton, A	.201	58	189	33	38	65	8	2	5	28	20	0	55	2	0	.298	.344	.642	219	4	0	6	5	4
Engel, A	.252	39	123	21	31	61	9	0	7	18	11	0	31	7	1	.336	.496	.832	140	0	1	5	4	1
García, L	.267	126	415	60	111	156	22	4	5	54	41	0	97	6	2	.335	.376	.711	474	9	5	4	12	6
Giolito, L	.250	2	4	0	1	1	0	0	0	0	0	0	3	0	0	.250	.250	.500	4	0	0	0	0	0
González, R	.250	6	8	2	2	4	2	0	0	0	3	0	2	0	0	.455	.500	.954	11	0	0	0	1	0
Gonzalez, L	.250	10	32	4	8	11	3	0	0	2	1	0	11	0	0	.273	.344	.616	33	0	0	0	1	1
Goodwin, B	.221	72	235	33	52	88	10	1	8	29	33	0	58	1	0	.319	.374	.693	271	1	1	1	2	2
Grandul, Y	.240	93	279	60	67	145	9	0	23	62	87	0	82	0	0	.420	.520	.940	375	1	5	3	15	8
Hamilton, B	.220	71	127	23	28	48	8	3	2	11	4	0	47	9	0	.242	.378	.620	135	3	1	0	1	0
Hernández, C	.232	53	194	24	45	58	4	0	3	15	21	2	45	1	1	.309	.299	.608	217	0	1	1	5	5
Jiménez, E	.249	55	213	23	53	93	10	0	10	37	16	0	57	0	0	.303	.437	.740	231	0	1	1	8	1
Keuchel, D	.000	1	2	0	0	0	0	0	0	0	0	0	1	0	0	.000	.000	.000	2	0	0	0	0	0
Kopech, M	.000	4	1	0	0	0	0	0	0	0	0	0	0	0	0	.000	.000	.000	1	0	0	0	0	0
Lamb, J	.212	43	113	20	24	44	2	0	6	13	17	0	38	0	0	.321	.389	.710	131	0	0	1	4	1
Lynn, L	.200	2	5	0	1	1	0	0	0	2	0	0	3	0	0	.200	.200	.400	5	0	0	0	0	2
Madrigal, N	.305	54	200	30	61	85	10	4	2	21	11	0	17	1	2	.349	.425	.774	215	0	1	3	3	5
Mendick, D	.220	71	164	14	36	47	5	0	2	20	18	0	42	0	1	.303	.287	.589	186	1	1	2	1	1
Mercedes, Y	.271	68	240	26	65	97	9	1	7	37	20	1	46	0	1	.328	.404	.732	262	0	1	1	7	1
Moncada, Y	.263	144	520	74	137	214	33	1	14	61	84	1	157	3	2	.375	.412	.786	616	0	2	10	6	16
Robert, L	.338	68	275	42	93	156	22	1	13	43	14	1	61	6	1	.378	.567	.946	296	0	2	5	4	4
Rodón, C	.000	2	3	0	0	0	0	0	0	0	0	0	1	0	0	.000	.000	.000	3	0	0	0	0	2
Sheets, G	.250	54	160	23	40	81	8	0	11	34	16	0	40	0	0	.324	.506	.830	179	0	1	2	4	2
Vaughn, A	.235	127	417	56	98	165	22	0	15	48	41	0	101	1	1	.309	.396	.705	469	0	5	6	14	4
Williams, N	.000	4	10	2	0	0	0	0	0	1	0	4	0	0	0	.231	.000	.231	13	0	0	2	1	0
Zavala, S	.183	37	93	15	17	35	3	0	5	15	6	0	41	0	0	.240	.376	.616	104	4	0	1	1	1

<b>SOX</b>	<b>.256</b>	<b>162</b>	<b>5357</b>	<b>796</b>	<b>1373</b>	<b>2262</b>	<b>275</b>	<b>22</b>	<b>190</b>	<b>757</b>	<b>586</b>	<b>10</b>	<b>1389</b>	<b>57</b>	<b>20</b>	<b>.336</b>	<b>.422</b>	<b>.758</b>	<b>6084</b>	<b>24</b>	<b>39</b>	<b>78</b>	<b>139</b>	<b>97</b>
<b>OPP</b>	<b>.229</b>	<b>162</b>	<b>5260</b>	<b>636</b>	<b>1205</b>	<b>2002</b>	<b>199</b>	<b>26</b>	<b>182</b>	<b>602</b>	<b>485</b>	<b>16</b>	<b>1588</b>	<b>119</b>	<b>24</b>	<b>.298</b>	<b>.381</b>	<b>.679</b>	<b>5861</b>	<b>15</b>	<b>44</b>	<b>51</b>	<b>100</b>	

Pitcher	W-L	ERA	G	CG	GS	SHO	GF	HLD	SV	SVO	IP	H	R	ER	HR	HB	BB	IBB	SO	AVG	WP	BK	GDP	TBF
Bummer, A	5-5	3.51	62	0	0	0	6	21	2	8	56.1	42	28	22	3	4	29	3	75	.202	5	0	5	242
Burdí, Z	0-0	6.00	6	0	0	0	1	0	0	0	9.0	13	7	6	3	2	4	0	6	.351	0	0	0	45
Burr, R	2-1	2.45	34	1	0	0	8	3	0	1	36.2	28	11	10	3	1	21	0	33	.224	5	0	8	151
Cease, D	13-7	3.91	32	32	1	1	0	0	0	0	165.2	139	77	72	20	9	68	0	226	.223	13	2	7	708
Crochet, G	3-5	2.82	54	0	0	0	12	14	0	1	54.1	42	22	17	2	1	27	2	65	.213	4	0	5	230
Foster, M	2-1	6.00	37	0	0	0	17	2	1	2	39.0	43	27	26	9	2	13	0	40	.274	1	1	2	174
Fry, J	0-1	10.80	6	0	0	0	2	0	0	0	6.2	10	8	8	1	1	6	0	3	.417	2	0	5	31
Giolito, L	11-9	3.53	31	31	1	0	0	0	0	0	178.2	145	74	70	27	2	52	1	201	.219	12	0	12	720
Gonzalez, R	0-0	0.00	1	0	0	0	1	0	0	0	0.1	0	0	0	0	0	0	0	1	.000	0	0	0	1
Hendriks, L	8-3	2.54	69	0	0	0	58	0	38	44	71.0	45	23	20	11	1	7	1	113	.174	6	0	2	267
Heuer, C	4-1	5.12	40	0	0	0	2	14	0	0	38.2	45	22	22	5	1	10	0	39	.296	3	0	3	166
Keuchel, D	9-9	5.28	32	30	0	0	0	0	0	0	162.0	189	105	95	25	7	59	1	95	.290	5	0	21	720
Kimbrek, C	2-2	5.09	24	0	0	0	8	6	1	4	23.0	18	13	13	5	3	10	1	36	.217	5	0	1	98
Kopech, M	4-3	3.50	44	4	0	0	1	15	0	1	69.1	54	27	27	9	1	24	1	103	.210	3	0	3	285
Lambert, J	1-1	6.23	4	3	0	0	0	0	0	0	13.0	16	9	9	3	2	6	0	10	.314	0	1	2	60
López, R	4-4	3.43	20	9	0	0	3	0	0	0	57.2	42	27	22	10	0	13	0	55	.205	1	0	1	222
Lynn, L	11-6	2.69	28	28	1	1	0	0	0	0	157.0	123	52	47	18	2	45	2	176	.209	5	0	6	641
Marshall, E	0-2	5.60	27	0	0	0	4	7	0	4	27.1	28	17	17	5	0	9	1	26	.277	0	0	4	113
McRae, A	0-0	4.50	2	0	0	0	2	0	0	0	2.0	3	1	1	0	0	1	0	1	.333	0	0	0	10
Mendick, D	0-0	0.00	1	0	0	0	1	0	0	0	1.0	1	0	0	0	1	0	0	1	.250	0	0	0	5
Mercedes, Y	0-0	9.00	1	0	0	0	0	0	0	0	1.0	3	1	1	0	0	2	0	0	.600	0	0	0	7
Rodón, C	13-5	2.37	24	24	1	1	0	0	0	0	132.2	91	39	35	13	8	36	1	185	.189	7	0	5	534
Ruiz, J	1-3	3.05	59	0	0	0	23	4	0	1	65.0	51	26	22	8	0	25	1	63	.210	2	2	4	271
Stiever, J	0-0	--	1	0	0	0	0	0	0	0	0.0	4	3	3	0	0	0	0	0	1.000	0	0	0	4
Tepera, R	0-0	2.50	22	0	0	0	4	6	1	2	18.0	13	5	5	1	1	7	1	24	.197	3	0	2	75
Wright Jr., M	0-1	5.50	13	0	0	0	5	0	0	0	18.0	17	12	11	1	2	11	0	11	.254	2	0	2	81

<b>SOX</b>	<b>93-69</b>	<b>3.73</b>	<b>162</b>	<b>162</b>	<b>4</b>	<b>13</b>	<b>158</b>	<b>92</b>	<b>43</b>	<b>68</b>	<b>1403.1</b>	<b>1205</b>	<b>636</b>	<b>581</b>	<b>182</b>	<b>51</b>	<b>485</b>	<b>16</b>	<b>1588</b>	<b>.229</b>	<b>84</b>	<b>6</b>	<b>100</b>	<b>5861</b>
<b>OPP</b>	<b>69-93</b>	<b>4.71</b>	<b>162</b>	<b>162</b>	<b>2</b>	<b>11</b>	<b>160</b>	<b>54</b>	<b>34</b>	<b>53</b>	<b>1392.1</b>	<b>1373</b>	<b>796</b>	<b>728</b>	<b>190</b>	<b>78</b>	<b>586</b>	<b>10</b>	<b>1389</b>	<b>.256</b>	<b>63</b>	<b>3</b>	<b>139</b>	<b>6084</b>

# WHITE SOX STATISTICS

## WIN-LOSS BREAKDOWN

Final Record	93-69
Final Streak	Lost 1
Final Homestand   Final Trip	4-1   6-5
Final 10 Games	7-3
Series Record	27-17-8
Series First Game	35-18
Home   Road	53-28   40-41
Day   Night	33-28   60-41
First Half   Second Half	54-35   39-34
Opp. At or Above   Below .500	38-36   53-33
vs. RHS   LHS	68-52   25-17
vs. AL East   Central   West	19-14   44-32   16-17
vs. National League	14-6
Comeback W's   L's After Leading	32   30
Extra Innings	6-7
One-Run   Two-Run Games	18-24   16-11
Ahead After 6   7   8	84-7   76-6   75-2
Behind After 6   7   8	4-48   3-47   2-55
Tied After 6   7   8	5-14   5-13   5-8
Sox   Opp. Score First	66-23   27-46
Days in 1st   2nd   3rd Place	152   17   10
Days in 4th   5th Place	6   1
April   May   June	14-11   19-10   14-11
July   August   Sept./Oct.	14-12   16-12   16-13
Average Time of Game	3:09

## STATISTICAL BREAKDOWN

Runs By Inning			Stats By Position		
Inn.	Sox	Opp.	Pos.	HR	RBI
1st	90	68	C	28	93
2nd	104	51	1B	31	112
3rd	105	88	2B	7	63
4th	104	71	3B	13	70
5th	115	62	SS	19	72
6th	86	82	LF	20	60
7th	70	81	CF	24	83
8th	68	72	RF	19	92
9th	42	48	DH	26	100
X	12	12	PH	3	10
<b>Totals</b>	<b>796</b>	<b>636</b>	<b>Totals</b>	<b>190</b>	<b>757</b>

W-L By Runs Scored				Stats By Order		
RS	W-L	RA	W-L	No.	HR	RBI
0	0-11	0	13-0	1st	18	81
1	1-13	1	26-2	2nd	20	80
2	4-15	2	12-5	3rd	24	106
3	10-15	3	16-8	4th	27	108
4	11-8	4	7-8	5th	27	79
5	11-5	5	6-15	6th	30	86
6	8-0	6	3-8	7th	19	66
7	10-0	7	5-10	8th	15	86
8	13-1	8	4-4	9th	10	65
9	11-0	9	0-5	<b>Totals</b>	<b>190</b>	<b>757</b>
10+	14-1	10+	1-4			

## WHITE SOX VS. AL CENTRAL

	Home		Road		Total	
	W	L	W	L	W	L
Cleveland	5	5	5	4	10	9
Detroit	7	3	5	4	12	7
Kansas City	4	5	5	5	9	10
Minnesota	8	2	5	4	13	6
<b>Totals</b>	<b>24</b>	<b>15</b>	<b>20</b>	<b>17</b>	<b>44</b>	<b>32</b>

## WHITE SOX VS. AL EAST

	Home		Road		Total	
	W	L	W	L	W	L
Baltimore	4	0	3	0	7	0
Boston	2	1	2	2	4	3
New York-AL	1	2	0	3	1	5
Tampa Bay	2	1	1	2	3	3
Toronto	2	1	2	2	4	3
<b>Totals</b>	<b>11</b>	<b>5</b>	<b>8</b>	<b>9</b>	<b>19</b>	<b>14</b>

## WHITE SOX VS. AL WEST

	Home		Road		Total	
	W	L	W	L	W	L
Houston	2	1	0	4	2	5
Los Angeles-AL	1	2	1	3	2	5
Oakland	3	1	1	2	4	3
Seattle	1	2	2	1	3	3
Texas	3	0	2	1	5	1
<b>Totals</b>	<b>10</b>	<b>6</b>	<b>6</b>	<b>11</b>	<b>16</b>	<b>17</b>

## WHITE SOX VS. NL CENTRAL

	Home		Road		Total	
	W	L	W	L	W	L
Chicago-NL	2	1	3	0	5	1
Cincinnati	2	0	1	1	3	1
Milwaukee	0	0	1	2	1	2
Pittsburgh	2	0	1	1	3	1
St. Louis	2	1	0	0	2	1
<b>Totals</b>	<b>8</b>	<b>2</b>	<b>6</b>	<b>4</b>	<b>14</b>	<b>6</b>

# WHITE SOX STATISTICS

## FIELDING STATISTICS

Shortstop	PCT	G-GS	Inn.	TC	PO	A	E	DP
Bummer, A	.917	62-0	56.1	12	2	9	1	2
Burdi, Z	1.000	6-0	9.0	1	0	1	0	0
Burr, R	1.000	34-1	36.2	4	2	2	0	1
Cease, D	.813	32-32	165.2	16	5	8	3	1
Crochet, G	.500	54-0	54.1	6	0	3	3	0
Foster, M	1.000	37-0	39.0	4	0	4	0	1
Fry, J	1.000	6-0	6.2	2	0	2	0	1
Giolitto, L	1.000	31-31	178.2	11	1	10	0	0
Gonzalez, R	.000	1-0	0.1	0	0	0	0	0
Hendriks, L	1.000	69-0	71.0	5	4	1	0	0
Heuer, C	1.000	40-0	38.2	5	2	3	0	0
Keuchel, D	.980	32-30	162.0	49	7	41	1	3
Kimbrel, C	1.000	24-0	23.0	1	0	1	0	0
Kopec, M	1.000	44-4	69.1	2	1	1	0	0
Lambert, J	.000	4-3	13.0	0	0	0	0	0
López, R	.750	20-9	57.2	8	1	5	2	0
Lynn, L	.800	28-28	157.0	10	3	5	2	0
Marshall, E	1.000	27-0	27.1	6	2	4	0	0
McRae, A	.000	2-0	2.0	0	0	0	0	0
Mendick, D	.000	1-0	1.0	0	0	0	0	0
Mercedes, Y	.000	1-0	1.0	0	0	0	0	0
Rodón, C	.800	24-24	132.2	10	3	5	2	0
Ruiz, J	.750	59-0	65.0	4	1	2	1	0
Stiever, J	.000	1-0	0.0	0	0	0	0	0
Tepera, R	1.000	22-0	18.0	1	0	1	0	0
Wright Jr., M	1.000	13-0	18.0	5	1	4	0	0

Catcher	PCT	G-GS	Inn.	TC	PO	A	E	DP
Collins, Z	.994	73-55	506.1	644	611	29	4	1
Grandal, Y	.989	80-76	627.1	718	688	22	8	2
Mercedes, Y	1.000	2-0	2.0	2	2	0	0	0
Zavala, S	.997	33-31	267.2	309	296	12	1	0

First Base	PCT	G-GS	Inn.	TC	PO	A	E	DP
Abreu, J	.995	135-134	1153.0	1020	980	35	5	93
Collins, Z	1.000	1-0	1.0	1	1	0	0	0
Grandal, Y	1.000	8-5	53.2	32	30	2	0	2
Lamb, J	.833	2-2	11.0	6	4	1	1	0
Mercedes, Y	.000	1-1	4.0	1	0	0	1	0
Sheets, G	.983	10-10	81.0	60	58	1	1	7
Vaughn, A	.987	15-10	99.2	76	71	4	1	3

Second Base	PCT	G-GS	Inn.	TC	PO	A	E	DP
García, L	.972	36-33	277.2	106	44	59	3	13
Gonzalez, R	.800	1-1	8.0	5	2	2	1	1
Hernández, C	.975	53-53	461.0	197	65	127	5	30
Madrigal, N	.973	53-53	452.1	187	76	106	5	28
Mendick, D	.988	28-21	196.1	81	28	52	1	12
Vaughn, A	1.000	1-1	8.0	3	2	1	0	1

Third Base	PCT	G-GS	Inn.	TC	PO	A	E	DP
Abreu, J	.000	1-0	0.1	0	0	0	0	0
Burger, J	1.000	8-7	62.0	14	5	9	0	0
García, L	.952	11-8	74.0	21	6	14	1	2
Gonzalez, R	1.000	4-3	25.2	6	4	2	0	0
Lamb, J	1.000	6-4	38.0	14	2	12	0	0
Mendick, D	1.000	4-1	11.0	2	0	2	0	0
Moncada, Y	.953	138-138	1182.1	342	90	236	16	28
Vaughn, A	1.000	2-1	10.0	1	0	1	0	0

Shortstop	PCT	G-GS	Inn.	TC	PO	A	E	DP
Anderson, T	.977	122-122	1048.0	432	152	270	10	59
García, L	1.000	19-18	156.1	57	18	39	0	8
Gonzalez, R	1.000	1-0	2.0	1	1	0	0	0
Hernández, C	.000	1-0	2.0	0	0	0	0	0
Mendick, D	1.000	28-22	195.0	61	18	43	0	3

Left Field	PCT	G-GS	Inn.	TC	PO	A	E	DP
Eaton, A	.000	1-1	8.0	0	0	0	0	0
Engel, A	1.000	4-2	17.0	3	3	0	0	0
García, L	.955	26-8	110.2	22	21	0	1	0
González, L	.000	2-1	7.1	0	0	0	0	0
Gonzalez, R	.000	1-1	7.0	0	0	0	0	0
Goodwin, B	.900	6-2	23.0	10	9	0	1	0
Hamilton, B	1.000	18-5	68.1	13	12	1	0	0
Jiménez, E	.984	37-37	304.0	61	59	1	1	0
Lamb, J	1.000	16-13	84.1	15	15	0	0	0
Mendick, D	.000	2-0	2.1	0	0	0	0	0
Sheets, G	.000	4-3	23.0	0	0	0	0	0
Vaughn, A	.985	95-86	720.1	137	132	3	2	0
Williams, N	1.000	3-3	28.0	5	5	0	0	0

Center Field	PCT	G-GS	Inn.	TC	PO	A	E	DP
Engel, A	1.000	26-24	212.0	62	62	0	0	0
García, L	1.000	26-22	164.1	41	40	1	0	0
Goodwin, B	1.000	27-27	205.1	52	50	2	0	0
Hamilton, B	1.000	47-22	241.1	66	66	0	0	0
Mendick, D	.000	1-0	5.0	0	0	0	0	0
Robert, L	.976	67-67	575.1	166	159	3	4	1

Right Field	PCT	G-GS	Inn.	TC	PO	A	E	DP
Eaton, A	.961	55-48	420.0	103	97	2	4	2
Engel, A	.950	10-8	71.0	20	17	2	1	0
García, L	.979	34-28	235.0	47	45	1	1	0
González, L	1.000	3-2	16.2	5	4	1	0	0
Gonzalez, R	1.000	3-2	18.0	1	1	0	0	0
Goodwin, B	.985	43-33	313.2	68	67	0	1	0
Hamilton, B	1.000	2-1	13.0	1	1	0	0	0
Lamb, J	1.000	9-8	66.2	10	10	0	0	0
Mendick, D	1.000	8-7	49.0	9	9	0	0	0
Sheets, G	.941	13-11	82.0	17	16	0	1	0
Vaughn, A	.955	18-14	118.1	22	21	0	1	0

## BATTING LEADERS

Category	Player	No.
Average	Tim Anderson	.309
Games Played	José Abreu	152
Runs Scored	Tim Anderson	94
Hits	Tim Anderson	163
Total Bases	José Abreu	272
Doubles	Yoán Moncada	33
Triples	Leury García/Nick Madrigal	4
Home Runs	José Abreu	30
Runs Batted In	José Abreu	117
Walks	Yasmani Grandal	87
Stolen Bases	Tim Anderson	18
Extra-Base Hits	José Abreu	62
OPS	José Abreu	.831
On-Base Pct.	Yoán Moncada	.375
Slugging Pct.	José Abreu	.481

## PITCHING LEADERS

Category	Pitcher	No.
Wins	Dylan Cease/Carlos Rodón	13
ERA	Carlos Rodón	2.37
Innings Pitched	Lucas Giolitto	178.2
Games	Liam Hendriks	69
Games Started	Dylan Cease	32
Complete Games	Four pitchers tied	1
Shutouts	Three pitchers tied	1
Opp. Average	Carlos Rodón	.189
Quality Starts	Lucas Giolitto	15
Saves	Liam Hendriks	38
Holds	Aaron Bummer	21
Strikeouts	Dylan Cease	226

# 2021 MISCELLANEOUS STATISTICS

## GAME-ENDING HOME RUNS (CAREER)

Gavin Sheets (1).....	7/19-2 vs. Minnesota
Brian Goodwin (1).....	8/1 vs. Cleveland
Tim Anderson (2).....	8/12 vs. New York-AL
Leury García (1).....	9/12 vs. Boston

## GAME-ENDING PLAYS (NON-HR)

Nick Williams.....	4/12 vs. Cleveland (error)
Nick Madrigal.....	4/24 vs. Texas (double)
Yermin Mercedes.....	6/4 vs. Detroit (single)
Yasmani Grandal.....	6/16 vs. Tampa Bay (single)

## GRAND SLAMS (CAREER)

José Abreu (3).....	4/2 at Los Angeles-AL
José Abreu (4).....	4/6 at Seattle
Tim Anderson (2).....	5/1 vs. Cleveland
Danny Mendick (1).....	5/17 at Minnesota
Seby Zavala (1).....	7/31 vs. Cleveland

## MULTIHOME GAMES (CAREER)

José Abreu (18).....	4/20 at Cleveland
Yasmani Grandal (13).....	6/4 vs. Detroit
Yasmani Grandal (14).....	6/30 vs. Minnesota
Andrew Vaughn (1).....	7/11 at Baltimore
Seby Zavala (1).....	7/31 vs. Cleveland
Eloy Jiménez (5).....	8/8 at Chicago-NL
Eloy Jiménez (6).....	8/9 at Minnesota
Yasmani Grandal (15).....	8/27 vs. Chicago-NL
Luis Robert (2).....	8/29 vs. Chicago-NL
Gavin Sheets (1).....	9/1 vs. Pittsburgh
Tim Anderson (6).....	9/23-1 at Cleveland
Luis Robert (3).....	9/28 vs. Cincinnati

## WHITE SOX STARTS BY BATTING ORDER

- 1st (7)** — Anderson (123), Robert (13), Hernández (8), Eaton (7), Madrigal (6), García (4), R. Gonzalez (1)
- 2nd (13)** — Moncada (32), Robert (30), Eaton (26), Hernández (14), Goodwin (12), Madrigal (11), Engel (11), Lamb (7), Sheets (7), García (4), Grandal (4), Mercedes (2), Vaughn (2)
- 3rd (7)** — Abreu (96), Moncada (60), Grandal (2), García (1), Robert (1), Mercedes (1), Vaughn (1)
- 4th (9)** — Abreu (56), Jiménez (40), Grandal (25), Moncada (16), Goodwin (13), Mercedes (5), Sheets (4), Vaughn (2), Lamb (1)
- 5th (14)** — Mercedes (45), Grandal (25), Moncada (21), Vaughn (19), Jiménez (14), Goodwin (7), Engel (5), Robert (5), Sheets (5), Eaton (4), García (4), Lamb (4), Collins (3), Williams (1)
- 6th (16)** — Vaughn (38), Grandal (31), García (22), Moncada (15), Goodwin (13), Eaton (8), Sheets (8), Engel (5), Lamb (5), Mercedes (4), Robert (4), Collins (3), Burger (2), R. Gonzalez (1), Hernandez (1), Jiménez (1)
- 7th (19)** — Vaughn (36), García (29), Robert (15), Sheets (12), Collins (11), Lamb (11), Goodwin (10), Engel (6), Hamilton (5), Burger (4), R. Gonzalez (4), Hernández (4), Eaton (3), Grandal (3), Mercedes (3), Madrigal (2), Williams (2), Mendick (1), Zavala (1)
- 8th (16)** — García (42), Collins (22), Vaughn (18), Mendick (15), Hamilton (12), Hernández (10), Sheets (9), Goodwin (8), Engel (7), Lamb (5), Burger (4), Madrigal (3), Zavala (3), Mercedes (2), Eaton (1), L. González (1)
- 9th (16)** — Mendick (35), Madrigal (31), Zavala (27), Collins (17), Hernández (16), Hamilton (11), García (10), Cease (3), Giolito (2), L. González (2), Lynn (2), Rodón (2), Engel (1), R. Gonzalez (1), Goodwin (1), Keuchel (1)

## WHITE SOX STARTS BY POSITION

- Pitcher (9)** — Cease (32), Giolito (31), Keuchel (30), Lynn (28), Rodón (24), López (9), Kopech (4), Lambert (3), Burr (1)
- Catcher (3)** — Grandal (76), Collins (55), Zavala (31)
- First Base (6)** — Abreu (134), Sheets (10), Vaughn (10), Grandal (5), Lamb (2), Mercedes (1)
- Second Base (6)** — Hernández (53), Madrigal (53), García (33), Mendick (21), R. Gonzalez (1), Vaughn (1)
- Third Base (6)** — Moncada (138), Burger (8), García (8), Lamb (4), R. Gonzalez (3), Mendick (1)
- Shortstop (3)** — Anderson (122), Mendick (22), García (18)
- Left Field (12)** — Vaughn (86), Jiménez (37), Lamb (13), García (8), Hamilton (5), Sheets (3), Williams (3), Engel (2), Goodwin (2), Eaton (1), L. González (1), R. Gonzalez (1)
- Center Field (5)** — Robert (67), Goodwin (27), Engel (24), García (22), Hamilton (22)
- Right Field (11)** — Eaton (48), Goodwin (33), García (28), Vaughn (14), Sheets (11), Engel (8), Lamb (8), Mendick (7), L. González (2), R. Gonzalez (2), Hamilton (1)
- Designated Hitter (12)** — Mercedes (61), Sheets (21), Abreu (18), Jiménez (18), Grandal (9), Lamb (6), Moncada (6), Vaughn (4), Burger (3), Collins (3), Goodwin (2), Robert (1)

## BACK-TO-BACK HOME RUNS (6)

Moncada/Mercedes.....	4/8 vs. Kansas City (1st)
Collins/Anderson.....	7/17 vs. Houston (3rd)
Hernández/Abreu.....	8/7 at Chicago-NL (8th)
Engel/Abreu.....	8/10 at Minnesota (3rd)
Robert/Abreu.....	8/26 at Toronto (3rd)
Robert/Jiménez.....	9/23-1 at Cleveland (2nd)

## PINCH-HIT HOME RUNS (CAREER)

Adam Eaton (1).....	4/11 vs. Kansas City (8th)
Andrew Vaughn (1).....	5/23 at New York-AL (9th)
Yasmani Grandal (4).....	6/22 at Pittsburgh

## LEADOFF HOME RUNS (CAREER)

Tim Anderson (9).....	4/18-1 at Boston
Tim Anderson (10).....	5/13 vs. Minnesota
Tim Anderson (11).....	8/8 at Chicago-NL
Tim Anderson (12).....	8/9 at Minnesota
Tim Anderson (13).....	9/23-1 at Cleveland

# WHITE SOX STATISTICS

## WHITE SOX HITTING SPLITS

Split	AVG	G	AB	R	H	TB	2B	3B	HR	RBI	BB	IBB	SO	SB	CS	OBP	SLG	OPS	SH	SF	HBP	GDP
Home	.260	81	2591	416	674	1146	118	12	110	395	305	4	647	31	8	.347	.442	.789	15	18	49	65
Away	.253	81	2766	380	699	1116	157	10	80	362	281	6	742	26	12	.326	.403	.729	9	21	29	74
Day	.253	63	2037	270	515	826	109	11	60	262	241	3	547	27	9	.338	.405	.743	14	14	28	65
Night	.258	99	3320	526	858	1436	166	11	130	495	345	7	842	30	11	.335	.433	.768	10	25	50	74
Grass	.256	152	4996	752	1279	2118	255	22	180	713	557	9	1291	55	20	.337	.424	.761	24	37	73	131
Turf	.260	10	361	44	94	144	20	0	10	44	29	1	98	2	0	.322	.399	.721	0	2	5	8
April	.265	25	833	127	221	338	40	4	23	116	90	1	212	16	4	.343	.406	.749	4	5	11	17
May	.246	29	909	140	224	373	45	7	30	133	123	1	264	8	5	.343	.410	.753	9	10	16	19
June	.241	25	817	121	197	317	41	2	25	111	91	0	218	9	5	.322	.388	.710	2	6	9	19
July	.253	26	864	133	219	393	54	6	36	131	87	2	221	8	4	.328	.455	.783	3	7	12	26
August	.259	28	963	147	249	429	37	1	47	144	91	4	244	12	1	.329	.445	.775	1	5	13	26
September	.269	26	869	113	234	366	50	2	26	107	93	2	205	4	1	.349	.421	.770	5	5	16	29
October	.284	3	102	15	29	46	8	0	3	15	11	0	25	0	0	.357	.451	.808	0	1	1	3
Pre All-Star	.257	89	2917	456	751	1216	155	17	92	428	343	2	786	36	17	.341	.417	.757	18	28	39	67
Post All-Star	.255	73	2440	340	622	1046	120	5	98	329	243	8	603	21	3	.331	.429	.760	6	11	39	72
vs Left	.261	121	1397	365	612	74	7	53	192	144	3	377			.337	.438	.775	8	7	18	32	
vs Right	.255	161	3960	1008	1650	201	15	137	565	442	7	1012			.336	.417	.753	16	32	60	107	
Batting First	.295	162	702	207	306	41	2	18	81	31	1	160			.327	.436	.762	1	2	3	12	
Batting Second	.252	162	636	160	258	32	3	20	80	70	0	151			.334	.406	.740	5	3	10	14	
Batting Third	.288	162	594	159	267	34	1	24	106	92	3	166			.379	.449	.828	0	8	19	21	
Batting Fourth	.248	162	622	154	267	30	1	27	108	62	0	162			.324	.429	.753	0	6	11	21	
Batting Fifth	.233	162	584	136	243	24	1	27	79	84	1	161			.337	.416	.753	1	5	10	19	
Batting Sixth	.255	162	569	145	273	32	3	30	86	81	0	146			.351	.480	.831	3	5	6	15	
Batting Seventh	.269	162	577	155	254	36	3	19	66	56	2	156			.336	.440	.777	4	4	5	15	
Batting Eighth	.240	162	538	129	204	24	3	15	86	65	3	140			.327	.379	.706	4	4	7	16	
Batting Ninth	.239	162	535	128	190	22	5	10	65	45	0	147			.306	.355	.661	6	2	7	6	
Leading Off	.252	162	1258	317	503	64	4	38	40	123	0	322			.327	.400	.727	0	0	17	0	
First Inning	.252	162	634	90	160	278	35	4	25	87	63	0	164	6	2	.328	.438	.766	0	4	10	11
Second Inning	.291	162	621	104	162	301	26	4	35	98	79	1	159	2	5	.348	.485	.833	1	3	6	20
Third Inning	.260	162	644	105	187	312	38	3	27	101	63	0	154	9	3	.362	.484	.846	3	7	13	19
Fourth Inning	.262	162	629	104	165	259	35	1	19	101	68	1	157	3	1	.339	.412	.750	0	5	7	24
Fifth Inning	.269	162	648	115	174	276	34	1	22	104	77	0	163	7	2	.354	.426	.780	5	2	10	14
Sixth Inning	.267	162	619	86	165	253	37	3	15	83	67	3	156	10	1	.348	.409	.757	8	5	13	16
Seventh Inning	.250	156	584	70	146	226	32	3	14	67	67	1	155	11	5	.329	.387	.716	3	6	5	14
Eighth Inning	.215	149	548	68	118	194	21	2	17	67	57	1	173	8	0	.297	.354	.651	0	6	9	9
Ninth Inning	.224	109	388	42	87	148	17	1	14	37	39	3	95	1	0	.303	.381	.685	4	0	5	12
Extra Innings	.240	13	50	16	12	22	1	0	3	16	7	0	16	1	1	.322	.440	.762	0	2	0	0
Bases Loaded	.248	69	137	34	57	8	0	5	112	14	0	38			.319	.416	.735	0	10	5	5	
Runners On	.262	162	2420	635	1039	125	12	85	652	275	10	620			.343	.429	.773	24	39	44	139	
Scoring Position	.266	161	1328	353	589	73	8	49	553	168	10	351			.350	.444	.794	15	39	26	43	
Late/Close	.218	75	490	107	184	15	1	20	59	61	4	156			.312	.376	.688	5	5	8	10	
0-0 Count	.371	161	631	234	392	48	1	36	148	0	0	0			.386	.621	1.007	11	9	21	27	
0-1 Count	.331	158	525	174	282	39	3	21	92	0	0	0			.341	.537	.878	3	4	10	20	
0-2 Count	.181	158	575	104	153	19	0	10	50	0	0	294			.193	.266	.459	0	3	9	10	
1-0 Count	.359	135	329	118	188	27	5	11	51	0	0	0			.376	.571	.948	3	3	11	12	
1-1 Count	.354	152	461	163	271	37	1	23	76	0	0	0			.355	.588	.943	5	5	4	17	
1-2 Count	.140	161	978	137	201	20	1	14	76	0	0	494			.147	.206	.353	0	5	9	20	
2-0 Count	.393	90	122	48	99	8	2	13	35	0	0	0			.395	.811	1.207	0	1	1	6	
2-1 Count	.342	129	263	90	149	21	1	12	52	0	0	0			.343	.567	.910	2	3	2	9	
2-2 Count	.179	162	817	146	240	26	4	20	75	0	0	390			.186	.294	.480	0	3	8	8	
3-0 Count	.333	90	12	4	10	0	0	2	7	117	9	0			.938	.833	1.771	0	0	0	0	
3-1 Count	.316	131	98	31	63	9	1	7	26	165	1	0			.746	.643	1.389	0	0	1	3	
3-2 Count	.227	160	546	124	214	21	3	21	69	304	0	211			.503	.392	.895	0	3	2	7	
Pitcher	.200	11	25	5	6	1	0	0	2	0	0	11			.200	.240	.440	0	0	0	1	
Catcher	.225	162	497	112	220	24	0	28	93	109	1	168			.365	.443	.808	6	5	3	15	
First Base	.245	162	601	147	273	29	2	31	112	68	2	162			.339	.454	.793	0	8	22	28	
Second Base	.260	162	574	149	204	24	5	7	63	54	2	112			.329	.355	.684	2	4	7	10	
Third Base	.269	162	581	156	235	36	2	13	70	95	1	171			.378	.404	.783	1	4	10	9	
Shortstop	.305	162	663	202	299	36	2	19	72	36	1	146			.343	.451	.794	2	2	4	7	
Left Field	.247	162	590	146	245	37	1	20	60	57	0	155			.320	.415	.735	0	5	8	21	
Center Field	.283	162	608	172	297	43	5	24	83	38	1	154			.332	.488	.820	8	5	9	11	
Right Field	.223	162	591	132	221	24	4	19	92	56	0	140			.297	.374	.671	5	3	7	17	
Designated Hitter	.253	152	553	140	241	21	1	26	100	66	2	139			.338	.436	.773	0	3	6	19	
Pinch Hitter	.162	59	74	12	21	0	0	3	10	7	0	31			.253	.284	.537	0	0	2	1	

# WHITE SOX STATISTICS

## WHITE SOX PITCHING SPLITS

Split	W-L	ERA	G	GS	CG	SHO	GF	HLD	SV	SVO	IP	H	R	ER	HR	HB	BB	IBB	SO	WP	BK	WHIP	AVG
Home	53-28	3.53	81	81	4	7	77	51	21	35	717.0	569	303	281	106	30	233	4	818	47	2	1.12	.215
Away	40-41	3.93	81	81	0	6	81	41	22	33	686.1	636	333	300	76	21	252	12	770	37	4	1.29	.243
Day	34-29	3.80	63	63	1	4	62	32	17	24	537.1	471	253	227	66	19	201	9	633	33	5	1.25	.233
Night	59-40	3.68	99	99	3	9	96	60	26	44	866.0	734	383	354	116	32	284	7	955	51	1	1.18	.227
Grass	88-64	3.71	152	152	4	12	148	89	40	64	1316.1	1121	596	543	178	48	458	12	1497	81	5	1.20	.228
Turf	5-5	3.93	10	10	0	1	10	3	3	4	87.0	84	40	38	4	3	27	4	91	3	1	1.28	.250
April	14-11	3.63	25	25	3	4	22	11	5	12	213.1	180	98	86	25	7	75	3	251	5	2	1.20	.225
May	19-10	2.85	29	29	0	2	29	15	9	11	246.0	203	89	78	29	10	81	5	279	15	0	1.15	.221
June	14-11	4.06	25	25	0	2	25	15	9	14	219.1	193	109	99	35	8	74	0	246	13	2	1.22	.233
July	14-12	4.19	26	26	1	1	25	16	6	11	225.2	200	114	105	34	7	81	2	254	21	0	1.25	.236
August	16-12	4.03	28	28	0	2	28	17	6	9	250.0	201	117	112	37	9	92	6	292	15	1	1.17	.217
September	14-12	3.69	26	26	0	2	26	17	7	10	222.0	205	99	91	21	10	72	0	235	11	1	1.25	.246
October	2-1	3.33	3	3	0	0	3	1	1	1	27.0	23	10	10	1	0	10	0	31	4	0	1.22	.232
Pre All-Star	54-35	3.58	89	89	3	8	86	50	26	41	766.2	659	339	305	98	27	269	9	885	47	4	1.21	.228
Post All-Star	39-34	3.90	73	73	1	5	72	42	17	27	636.2	546	297	276	84	24	216	7	703	37	2	1.20	.230
Starter	61-40	3.57	162	162	4	3	0	0	0	0	855.1	728	371	339	112	29	275	5	944	41	2	1.17	.227
Reliever	32-29	3.97	162	0	0	0	158	92	43	68	548.0	477	265	242	70	22	210	11	644	43	4	1.25	.233
Split	AVG	G	AB	R	H	TB	2B	3B	HR	RBI	BB	IBB	SO	SB	CS	OBP	SLG	OPS	SH	SF	HBP	GDP	
vs Left	.226	162	2086		471	784	76	15	69	229	188	4	659			.295	.376	.670	5	15	22	26	
vs Right	.231	162	3174		734	1218	123	11	113	373	296	12	929			.300	.384	.684	10	29	29	74	
Batting First	.243	162	643		156	232	29	1	15	50	62	4	159			.309	.361	.670	1	8	3	7	
Batting Second	.255	162	624		159	274	27	2	28	77	62	1	175			.324	.439	.763	0	9	6	8	
Batting Third	.232	162	598		139	244	21	3	26	84	73	4	180			.324	.408	.732	1	5	10	16	
Batting Fourth	.227	162	598		136	219	20	0	21	66	62	1	191			.303	.366	.669	0	6	5	11	
Batting Fifth	.251	162	590		148	279	26	3	33	90	47	2	183			.310	.473	.783	0	5	6	10	
Batting Sixth	.208	162	566		118	209	22	3	21	66	55	1	178			.286	.369	.656	3	3	8	13	
Batting Seventh	.236	162	573		135	221	22	5	18	70	35	1	174			.285	.386	.670	1	2	5	7	
Batting Eighth	.196	162	542		106	171	19	5	12	56	47	2	183			.266	.315	.582	3	2	6	14	
Batting Ninth	.205	162	526		108	153	13	4	8	43	41	0	165			.264	.291	.554	6	4	2	14	
Leading Off	.226	162	1281		289	498	58	5	47	49	111	0	386			.294	.389	.683	2	0	13	0	
First Inning	.219	162	604	68	132	230	31	2	21	64	47	0	192	11	3	.278	.381	.659	0	6	5	8	
Second Inning	.191	162	566	51	108	199	19	3	22	49	44	0	180	12	5	.258	.352	.610	2	4	9	14	
Third Inning	.238	162	626	88	149	245	26	2	22	83	52	0	174	17	3	.300	.391	.691	1	6	6	7	
Fourth Inning	.226	162	623	71	141	234	25	4	20	66	56	1	180	11	2	.294	.376	.670	1	1	4	7	
Fifth Inning	.244	162	607	62	148	223	20	2	17	57	65	2	172	15	2	.320	.367	.687	1	5	5	19	
Sixth Inning	.256	162	622	83	159	251	15	4	23	80	73	3	181	15	1	.337	.404	.741	3	5	6	16	
Seventh Inning	.229	161	589	81	135	226	25	6	18	79	59	1	172	14	4	.302	.384	.685	2	7	5	12	
Eighth Inning	.230	149	556	72	128	214	17	3	21	67	54	5	178	14	3	.302	.385	.687	3	6	6	13	
Ninth Inning	.223	115	426	48	95	163	20	0	16	46	31	3	151	8	1	.282	.383	.664	0	3	5	4	
Extra Innings	.250	13	48	15	12	19	1	0	2	13	4	1	11	3	0	.296	.396	.692	2	2	0	1	
Bases Empty	.223	162	3155		703	1215	125	18	117	117	261	0	971			.289	.385	.674	0	0	34	0	
Bases Loaded	.283	64	113		32	46	8	0	2	97	15	0	34			.355	.407	.762	0	8	2	5	
Runners On	.238	162	2105		502	787	74	8	65	485	222	16	617			.310	.374	.684	15	44	17	100	
Scoring Position	.229	159	1190		273	430	39	5	36	410	155	16	366			.314	.361	.675	9	44	12	33	
No Outs	.234	162	1825		427	724	78	6	69	169	151	0	542			.297	.397	.694	11	13	19	42	
One Out	.234	162	1719		402	667	62	10	61	203	162	4	526			.302	.388	.690	4	31	19	58	
Two Outs	.219	162	1716		376	611	59	10	52	230	170	12	520			.294	.356	.650	0	0	13	0	
Late / Close	.254	73	520		132	219	11	2	24	73	52	8	174			.322	.421	.743	6	4	2	6	
Ahead in Count	.192	162	1915		367	574	50	8	47	161	0	0	824			.200	.300	.500	1	15	24	29	
Behind in Count	.262	162	1505		394	674	72	5	66	220	483	16	308			.442	.448	.890	4	11	13	29	
0-0 Count	.356	158	534		190	321	33	7	28	103	0	0	0			.360	.601	.961	8	6	7	16	
0-1 Count	.318	150	468		149	249	23	4	23	69	0	0	0			.326	.532	.858	0	7	9	12	
0-2 Count	.140	157	521		73	101	8	1	6	34	0	0	309			.152	.194	.346	0	4	8	4	
1-0 Count	.351	141	328		115	193	24	0	18	58	0	0	0			.352	.588	.941	3	4	3	6	
1-1 Count	.300	154	403		121	210	19	2	22	59	0	0	0			.301	.521	.822	2	6	3	14	
1-2 Count	.157	162	926		145	224	19	3	18	58	0	0	515			.162	.242	.404	1	4	7	13	
2-0 Count	.346	91	130		45	79	7	0	9	22	0	0	0			.346	.608	.954	0	0	0	3	
2-1 Count	.304	131	253		77	120	12	2	9	31	0	0	0			.311	.474	.786	1	1	3	5	
2-2 Count	.147	161	903		133	223	25	4	19	59	0	0	456			.150	.247	.397	0	6	4	12	
3-0 Count	.200	68	10		2	2	0	0	0	6	86	15	0			.917	.200	.117	0	0	0	0	
3-1 Count	.307	121	114		35	69	7	0	9	35	142	1	0			.684	.605	1.290	0	4	3	2	
3-2 Count	.179	162	670		120	211	22	3	21	68	255	0	308			.407	.315	.722	0	2	4	13	
Pitcher	.229	162	5260		1205	2002	199	26	182	602	484	16	1588			.298	.381	.679	15	44	51	100	

WHITE SOX OVERVIEW | COACHING STAFF | PLAYERS & ROSTER | 2021 SEASON REVIEW | POSTSEASON HISTORY | MINOR LEAGUES | MEDIA & MISC.

# WHITE SOX STATISTICS

## WHITE SOX DESIGNATED HITTERS

Player	AVG	AB	R	H	TB	2B	3B	HR	RBI	BB	IBB	SO	SB	CS	OBP	SLG	OPS	SH	SF	HBP	GIDP
Abreu, J	.294	68		20	31	2	0	3	15	7	1	13			.367	.456	.823	0	2	2	4
Burger, J	.200	10		2	6	1	0	1	2	0	0	5			.200	.600	.800	0	0	0	0
Collins, Z	.091	11		1	1	0	0	0	2	1	0	2			.167	.091	.258	0	0	0	1
Goodwin, B	.000	8		0	0	0	0	0	0	1	0	6			.111	.000	.111	0	0	0	0
Grandal, Y	.296	27		8	15	1	0	2	3	9	0	11			.486	.556	1.042	0	0	1	2
Jiménez, E	.179	67		12	21	3	0	2	12	9	0	20			.286	.313	.599	0	0	1	1
Lamb, J	.143	21		3	6	0	0	1	3	2	0	10			.217	.286	.503	0	0	0	0
Mercedes, Y	.273	231		63	95	9	1	7	36	20	1	44			.332	.411	.743	0	1	1	7
Moncada, Y	.261	23		6	11	2	0	1	3	3	0	8			.346	.478	.824	0	0	0	0
Robert, L	.500	2		1	4	0	0	1	1	2	0	0			.750	2.000	2.750	0	0	0	0
Sheets, G	.314	70		22	49	3	0	8	23	9	0	15			.400	.700	1.100	0	0	1	3
Vaughn, A	.143	14		2	2	0	0	0	0	3	0	5			.294	.143	.437	0	0	0	1
Williams, N	.000	1		0	0	0	0	0	0	0	0	0			.000	.000	.000	0	0	0	0
<b>SOX</b>	<b>.253</b>	<b>553</b>		<b>140</b>	<b>241</b>	<b>21</b>	<b>1</b>	<b>26</b>	<b>100</b>	<b>66</b>	<b>2</b>	<b>139</b>			<b>.338</b>	<b>.436</b>	<b>.773</b>	<b>0</b>	<b>3</b>	<b>6</b>	<b>19</b>

## WHITE SOX PINCH HITTERS

Player	AVG	AB	R	H	TB	2B	3B	HR	RBI	BB	IBB	SO	SB	CS	OBP	SLG	OPS	SH	SF	HBP	GIDP
Burger, J	.000	4		0	0	0	0	0	0	0	0	3			.000	.000	.000	0	0	0	0
Collins, Z	.000	6		0	0	0	0	0	0	2	0	3			.333	.000	.333	0	0	1	1
Eaton, A	.333	6		2	5	0	0	1	3	1	0	3			.429	.833	1.262	0	0	0	0
Engel, A	.000	2		0	0	0	0	0	0	0	0	1			.333	.000	.333	0	0	1	0
García, L	.000	5		0	0	0	0	0	0	0	0	2			.000	.000	.000	0	0	0	0
González, L	.000	2		0	0	0	0	0	0	0	0	1			.000	.000	.000	0	0	0	0
Gonzalez, R	.333	3		1	1	0	0	0	0	0	0	2			.333	.333	.667	0	0	0	0
Goodwin, B	.000	3		0	0	0	0	0	0	0	0	0			.000	.000	.000	0	0	0	0
Grandal, Y	.333	3		1	4	0	0	1	3	0	0	2			.333	1.333	1.667	0	0	0	0
Hamilton, B	.250	4		1	1	0	0	0	0	1	0	2			.400	.250	.650	0	0	0	0
Lamb, J	.000	7		0	0	0	0	0	0	1	0	4			.125	.000	.125	0	0	0	0
Mendick, D	.167	6		1	1	0	0	0	0	1	0	3			.286	.167	.452	0	0	0	0
Mercedes, Y	.333	6		2	2	0	0	0	1	0	0	1			.333	.333	.667	0	0	0	0
Sheets, G	.222	9		2	2	0	0	0	1	0	0	2			.222	.222	.444	0	0	0	0
Vaughn, A	.333	6		2	5	0	0	1	2	0	0	1			.333	.833	1.167	0	0	0	0
Zavala, S	.000	2		0	0	0	0	0	0	1	0	1			.333	.000	.333	0	0	0	0
<b>SOX</b>	<b>.162</b>	<b>74</b>		<b>12</b>	<b>21</b>	<b>0</b>	<b>0</b>	<b>3</b>	<b>10</b>	<b>7</b>	<b>0</b>	<b>31</b>			<b>.253</b>	<b>.284</b>	<b>.537</b>	<b>0</b>	<b>0</b>	<b>2</b>	<b>1</b>

## WHITE SOX WITH RUNNERS IN SCORING POSITION

Player	AVG	AB	R	H	TB	2B	3B	HR	RBI	BB	IBB	SO	SB	CS	OBP	SLG	OPS	SH	SF	HBP	GIDP
Abreu, J	.286	140		40	78	9	1	9	86	22	3	29			.385	.557	.943	0	10	7	11
Anderson, T	.302	106		32	47	6	0	3	44	6	1	29			.342	.443	.786	0	1	1	2
Burger, J	.429	7		3	6	3	0	0	2	0	0	3			.429	.857	1.286	0	0	0	0
Cease, D	.667	3		2	2	0	0	0	0	0	0	1			.667	.667	1.333	0	0	0	0
Collins, Z	.260	50		13	20	4	0	1	22	12	1	19			.403	.400	.803	0	0	0	1
Eaton, A	.341	44		15	28	5	1	2	21	5	0	12			.420	.636	1.056	4	0	1	0
Engel, A	.240	25		6	12	0	0	2	11	2	0	7			.333	.480	.813	0	1	2	1
García, L	.304	112		34	53	10	3	1	47	13	0	29			.371	.473	.844	5	5	2	5
González, L	.000	1		0	0	0	0	0	0	1	0	1			.500	.000	.500	0	0	0	0
Gonzalez, R	.250	8		2	3	1	0	0	2	0	0	1			.250	.375	.625	0	0	0	1
Goodwin, B	.227	66		15	24	3	0	2	21	9	0	14			.316	.364	.679	1	1	0	2
Grandal, Y	.284	67		19	43	3	0	7	41	24	0	22			.454	.642	1.095	0	5	1	5
Hamilton, B	.143	35		5	6	1	0	0	8	2	0	14			.184	.171	.356	1	1	0	1
Hernández, C	.195	41		8	9	1	0	0	10	8	2	10			.320	.220	.540	0	1	0	2
Jiménez, E	.218	55		12	27	3	0	4	26	4	0	16			.267	.491	.758	0	1	0	3
Lamb, J	.115	26		3	7	1	0	1	6	4	0	10			.233	.269	.503	0	0	0	1
Madrigal, N	.313	48		15	22	3	2	0	18	3	0	5			.346	.458	.804	0	1	0	1
Mendick, D	.326	43		14	21	1	0	2	20	4	0	9			.400	.488	.888	1	1	2	0
Mercedes, Y	.271	70		19	27	5	0	1	30	2	1	15			.288	.386	.673	0	1	0	0
Moncada, Y	.269	130		35	56	7	1	4	46	26	1	38			.409	.431	.839	0	2	6	0
Robert, L	.297	64		19	29	4	0	2	26	6	1	11			.365	.453	.818	0	2	2	1
Sheets, G	.295	44		13	26	1	0	4	24	3	0	14			.333	.591	.924	0	1	0	1
Vaughn, A	.196	112		22	30	2	0	2	29	10	0	30			.264	.268	.531	0	5	2	4
Williams, N	.000	4		0	0	0	0	0	0	0	0	1			.000	.000	.000	0	0	0	1
Zavala, S	.273	22		6	12	0	0	2	11	2	0	8			.333	.545	.879	3	0	0	0
<b>SOX</b>	<b>.266</b>	<b>1328</b>		<b>353</b>	<b>589</b>	<b>73</b>	<b>8</b>	<b>49</b>	<b>553</b>	<b>168</b>	<b>10</b>	<b>351</b>			<b>.350</b>	<b>.444</b>	<b>.794</b>	<b>15</b>	<b>39</b>	<b>26</b>	<b>43</b>



# WHITE SOX STATISTICS

## WHITE SOX WITH BASES LOADED

Player	AVG	AB	R	H	TB	2B	3B	HR	RBI	BB	IBB	SO	SB	CS	OBP	SLG	OPS	SH	SF	HBP	GDP
Abreu, J	.462	13	6	13	1	0	2	21	1	0	2				.529	1.000	1.529	0	1	2	0
Anderson, T	.400	10	4	7	0	0	1	9	0	0	2				.400	.700	1.100	0	0	0	1
Burger, J	.000	1	0	0	0	0	0	0	0	0	1				.000	.000	.000	0	0	0	0
Collins, Z	.333	9	3	5	2	0	0	9	1	0	2				.400	.556	.956	0	0	0	0
Eaton, A	.333	3	1	1	0	0	0	2	0	0	1				.333	.333	.667	0	0	0	0
Engel, A	.000	2	0	0	0	0	0	1	0	0	2				.000	.000	.000	0	1	0	0
Garcia, L	.182	11	2	3	1	0	0	8	3	0	2				.333	.273	.606	0	1	0	1
Giolito, L	.000	1	0	0	0	0	0	0	0	0	1				.000	.000	.000	0	0	0	0
Goodwin, B	.000	6	0	0	0	0	0	4	3	0	1				.333	.000	.333	0	0	0	0
Grandal, Y	.000	5	0	0	0	0	0	4	2	0	2				.222	.000	.222	0	2	0	1
Hamilton, B	.200	5	1	1	0	0	0	3	0	0	2				.167	.200	.367	0	1	0	0
Hernández, C	.286	7	2	3	1	0	0	4	0	0	2				.286	.429	.714	0	0	0	0
Jiménez, E	.500	4	2	2	0	0	0	4	0	0	1				.500	.500	1.000	0	0	0	1
Lamb, J	.000	2	0	0	0	0	0	0	0	0	1				.000	.000	.000	0	0	0	0
Lynn, L	.000	2	0	0	0	0	0	0	0	0	2				.000	.000	.000	0	0	0	0
Madrigal, N	.200	5	1	1	0	0	0	2	0	0	1				.167	.200	.367	0	1	0	1
Mendick, D	.250	4	1	4	0	0	1	5	0	0	2				.400	1.000	1.400	0	0	1	0
Mercedes, Y	.400	10	4	5	1	0	0	7	0	0	2				.400	.500	.900	0	0	0	0
Moncada, Y	.083	12	1	1	0	0	0	7	2	0	4				.267	.083	.350	0	0	1	0
Robert, L	.60	5	3	5	2	0	0	8	0	0	1				.500	1.000	1.500	0	1	0	0
Sheets, G	.000	6	0	0	0	0	0	2	0	0	2				.000	.000	.000	0	1	0	0
Vaughn, A	.182	11	2	2	0	0	0	7	1	0	2				.286	.182	.468	0	1	1	0
Zavala, S	.333	3	1	4	0	0	1	5	1	0	0				.500	1.333	1.833	0	0	0	0
<b>SOX</b>	<b>.248</b>	<b>137</b>	<b>34</b>	<b>57</b>	<b>8</b>	<b>0</b>	<b>5</b>	<b>112</b>	<b>14</b>	<b>0</b>	<b>38</b>				<b>.319</b>	<b>.416</b>	<b>.735</b>	<b>0</b>	<b>10</b>	<b>5</b>	<b>5</b>

## WHITE SOX STARTING PITCHERS

Pitcher	W-L	ERA	G	GS	CG	SHO	GF	HLD	SV	SVO	IP	H	R	ER	HR	HB	BB	IBB	SO	AVG	WP	BK	GDP	TBF
Burr, R	0-0	0.00	1	1	0	0	0	0	0	0	2.0	0	0	0	0	0	0	0	2	.000	0	0	0	6
Cease, D	13-7	3.91	32	32	1	1	0	0	0	0	165.2	139	77	72	20	9	68	0	226	.223	13	2	7	708
Giolito, L	11-9	3.53	31	31	1	0	0	0	0	0	178.2	145	74	70	27	2	52	1	201	.219	12	0	12	720
Keuchel, D	9-9	5.18	30	30	0	0	0	0	0	0	156.1	179	100	90	23	7	57	1	90	.287	4	0	21	690
Kopech, M	1-0	1.93	4	4	0	0	0	0	0	0	14.0	7	3	3	2	0	3	0	23	.146	0	0	1	51
Lambert, J	1-1	3.86	3	3	0	0	0	0	0	0	11.2	12	5	5	2	1	4	0	8	.273	0	0	2	50
López, R	2-3	4.10	9	9	0	0	0	0	0	0	37.1	32	21	17	7	0	10	0	33	.234	0	0	1	149
Lynn, L	11-6	2.69	28	28	1	1	0	0	0	0	157.0	123	52	47	18	2	45	2	176	.209	5	0	6	641
Rodón, C	13-5	2.37	24	24	1	1	0	0	0	0	132.2	91	39	35	13	8	36	1	185	.189	7	0	5	534
<b>SOX</b>	<b>61-40</b>	<b>3.57</b>	<b>162</b>	<b>162</b>	<b>4</b>	<b>3</b>	<b>0</b>	<b>0</b>	<b>0</b>	<b>0</b>	<b>855.1</b>	<b>728</b>	<b>371</b>	<b>339</b>	<b>112</b>	<b>29</b>	<b>275</b>	<b>5</b>	<b>944</b>	<b>.227</b>	<b>41</b>	<b>2</b>	<b>55</b>	<b>3549</b>

## WHITE SOX RELIEF PITCHERS

Pitcher	W-L	ERA	G	GS	CG	SHO	GF	HLD	SV	SVO	IP	H	R	ER	HR	HB	BB	IBB	SO	AVG	WP	BK	GDP	TBF
Bummer, A	5-5	3.51	62	0	0	0	6	21	2	8	56.1	42	28	22	3	4	29	3	75	.202	5	0	5	242
Burdí, Z	0-0	6.00	6	0	0	0	1	0	0	0	9.0	13	7	6	3	2	4	0	6	.351	0	0	0	45
Burr, R	2-1	2.60	33	0	0	0	8	3	0	1	34.2	28	11	10	3	1	21	0	31	.235	5	0	8	145
Crochet, G	3-5	2.82	54	0	0	0	12	14	0	1	54.1	42	22	17	2	1	27	2	65	.213	4	0	5	230
Foster, M	2-1	6.00	37	0	0	0	17	2	1	2	39.0	43	27	26	9	2	13	0	40	.274	1	1	2	174
Fry, J	0-1	10.80	6	0	0	0	2	0	0	0	6.2	10	8	8	1	1	6	0	3	.417	2	0	5	31
Gonzalez, R	0-0	0.00	1	0	0	0	1	0	0	0	0.1	0	0	0	0	0	0	0	1	.000	0	0	0	1
Hendriks, L	8-3	2.54	69	0	0	0	58	0	38	44	71.0	45	23	20	11	1	7	1	113	.174	6	0	2	267
Heuer, C	4-1	5.12	40	0	0	0	2	14	0	0	38.2	45	22	22	5	1	10	0	39	.296	3	0	3	166
Keuchel, D	0-0	7.94	2	0	0	0	0	0	0	0	5.2	10	5	5	2	0	2	0	5	.357	1	0	0	30
Kimbrel, C	2-2	5.09	24	0	0	0	8	6	1	4	23.0	18	13	13	5	3	10	1	36	.217	5	0	1	98
Kopech, M	3-3	3.90	40	0	0	0	1	15	0	1	55.1	47	24	24	7	1	21	1	80	.225	3	0	2	234
Lambert, J	0-0	27.00	1	0	0	0	0	0	0	0	1.1	4	4	4	1	1	2	0	2	.571	0	1	0	10
López, R	2-1	2.21	11	0	0	0	3	0	0	0	20.1	10	6	5	3	0	3	0	22	.147	1	0	0	73
Marshall, E	0-2	5.60	27	0	0	0	4	7	0	4	27.1	28	17	17	5	0	9	1	26	.277	0	0	4	113
McRae, A	0-0	4.50	2	0	0	0	2	0	0	0	2.0	3	1	1	0	0	1	0	1	.333	0	0	0	10
Mendick, D	0-0	0.00	1	0	0	0	1	0	0	0	1.0	1	0	0	0	0	1	0	1	.250	0	0	0	5
Mercedes, Y	0-0	9.00	1	0	0	0	0	0	0	0	1.0	3	1	1	0	0	2	0	0	.600	0	0	0	7
Ruiz, J	1-3	3.05	59	0	0	0	23	4	0	1	65.0	51	26	22	8	0	25	1	63	.210	2	2	4	271
Stiever, J	0-0	--	1	0	0	0	0	0	0	0	0.0	4	3	3	0	0	0	0	0	1.000	0	0	0	4
Tepera, R	0-0	2.50	22	0	0	0	4	6	1	2	18.0	13	5	5	1	1	7	1	24	.197	3	0	2	75
Wright Jr., M	0-1	5.50	13	0	0	0	5	0	0	0	18.0	17	12	11	1	2	11	0	11	.254	2	0	2	81
<b>SOX</b>	<b>32-29</b>	<b>3.97</b>	<b>158</b>	<b>0</b>	<b>0</b>	<b>0</b>	<b>158</b>	<b>92</b>	<b>43</b>	<b>68</b>	<b>548.0</b>	<b>477</b>	<b>265</b>	<b>242</b>	<b>70</b>	<b>22</b>	<b>210</b>	<b>11</b>	<b>644</b>	<b>.233</b>	<b>43</b>	<b>4</b>	<b>45</b>	<b>2312</b>

# WHITE SOX HOME RUN LOG

## JOSÉ ABREU (30)

No.	Date	Pitcher	RBI	EV	LA	Dist.	Notes
1	4/2 at LAA	Heaney	4	102.2	30 <sup>+</sup>	385	3rd career grand slam
2	4/6 at Sea.	Middleton	4	104.9	32 <sup>+</sup>	404	4th career grand slam
3	4/20 at Cle.	Plesac	1	115.6	25 <sup>+</sup>	458	
4	4/20 at Cle.	Hentges	1	106.2	32 <sup>+</sup>	402	18th career multiHR game
5	4/25 vs. Tex.	Arihara	2	110.8	27 <sup>+</sup>	417	
6	5/4 at Cin.	Hoffman	1	104.5	29 <sup>+</sup>	416	
7	5/11 vs. Min.	Alcala	2	105.8	24 <sup>+</sup>	414	
8	5/15 vs. K.C.	Minor	1	104.6	27 <sup>+</sup>	401	
9	5/23 at NYY	Peralta	2	108.4	28 <sup>+</sup>	450	
10	5/25 vs. STL	Flaherty	2	110.3	34 <sup>+</sup>	420	
11	5/29-2 vs. Bal.	Means	2	109.9	25 <sup>+</sup>	428	
12	6/16 vs. T.B.	Yarbrough	2	106.8	22 <sup>+</sup>	393	
13	6/30 vs. Min.	Ober	1	95.9	29 <sup>+</sup>	346	
14	7/4 at Det.	Soto	3	97.9	29 <sup>+</sup>	379	
15	7/5 at Det.	Thielbar	1	109.3	37 <sup>+</sup>	411	
16	7/17 vs. Hou.	Smith	3	112.2	21 <sup>+</sup>	423	T4th w/Fisk in Sox history
17	7/19-2 vs. Min.	Bérríos	1	107.0	32 <sup>+</sup>	415	4th place in Sox history
18	7/29 vs. Min.	Robles	3	107.9	41 <sup>+</sup>	384	
19	8/4 vs. K.C.	Hernández	1	106.8	21 <sup>+</sup>	413	
20	8/5 vs. K.C.	Lynch	1	105.8	32 <sup>+</sup>	421	7th career 20-HR season
21	8/7 at Cubs	Megill	1	100.7	35 <sup>+</sup>	394	Back-back w/Hernández
22	8/10 at Min.	Jax	1	108.4	22 <sup>+</sup>	404	Back-to-back w/Engel
23	8/12 vs. NYY	Heaney	1	N/A	N/A	N/A	T3 w/Baines in Sox history
24	8/14 vs. NYY	Green	1	106.0	32 <sup>+</sup>	415	3rd place in Sox history
25	8/17 vs. Oak.	Smith	3	103.5	39 <sup>+</sup>	361	7th career 25-HR season
26	8/24 at Tor.	Bérríos	3	104.1	31 <sup>+</sup>	411	
27	8/26 at Tor.	Ryu	1	98.6	28 <sup>+</sup>	384	
28	8/31 vs. Pit.	Wilson	1	101.2	31 <sup>+</sup>	355	
29	9/10 vs. Bos.	Houck	3	107.9	17 <sup>+</sup>	378	
30	10/1 vs. Det.	Peralta	1	104.1	38 <sup>+</sup>	380	5th career 30-HR season

## TIM ANDERSON (17)

No.	Date	Pitcher	RBI	EV	LA	Dist.	Notes
1	4/2 at LAA	Iglesias	1	100.7	32 <sup>+</sup>	389	
2	4/18-1 at Bos.	Houck	1	106.5	20 <sup>+</sup>	382	9th career leadoff HR
3	4/20 at Cle.	Plesac	1	105.5	29 <sup>+</sup>	407	
4	5/1 vs. Cle.	McKenzie	4	103.2	29 <sup>+</sup>	388	
5	5/13 vs. Min.	Pineda	1	103.7	29 <sup>+</sup>	377	10th career leadoff HR
6	6/3 vs. Det.	Norris	1	104.9	33 <sup>+</sup>	414	
7	7/17 vs. Hou.	Odorizzi	1	101.8	30 <sup>+</sup>	373	Back-to-back with Collins
8	7/18 vs. Hou.	Valdez	1	99.4	27 <sup>+</sup>	369	
9	7/19-1 vs. Min.	Jax	1	107.2	25 <sup>+</sup>	417	3rd straight game w/HR
10	8/3 vs. K.C.	Bubic	2	100.6	29 <sup>+</sup>	364	
11	8/8 at Cubs	Davies	1	104.0	27 <sup>+</sup>	381	11th career leadoff HR
12	8/9 at Min.	Burrows	1	104.1	23 <sup>+</sup>	381	12th career leadoff HR
13	8/12 vs. NYY	Britton	2	N/A	N/A	N/A	2nd career walkoff HR
14	8/20 at T.B.	Chargois	1	105.9	23 <sup>+</sup>	416	
15	9/23-1 at Cle.	Civale	1	100.5	25 <sup>+</sup>	388	13th career leadoff HR
16	9/23-1 at Cle.	Civale	3	104.4	24 <sup>+</sup>	381	6th career multiHR game
17	9/29 vs. Cin.	Hoffman	1	100.9	27 <sup>+</sup>	392	

## JAKE BURGER (1)

No.	Date	Pitcher	RBI	EV	LA	Dist.	Notes
1	7/17 vs. Hou.	Pruitt	1	115.2	22 <sup>+</sup>	456	1st MLB home run

## ZACK COLLINS (4)

No.	Date	Pitcher	RBI	EV	LA	Dist.	Notes
1	4/6 at Sea.	Margevicius	3	98.8	30 <sup>+</sup>	394	
2	5/7 at K.C.	Keller	1	106.5	27 <sup>+</sup>	430	
3	7/1 vs. Min.	Alcala	1	102.9	28 <sup>+</sup>	410	
4	7/17 vs. Hou.	Odorizzi	1	99.5	30 <sup>+</sup>	385	

## ADAM EATON (5)

No.	Date	Pitcher	RBI	EV	LA	Dist.	Notes
1	4/1 at LAA	Bundy	2	99.4	34 <sup>+</sup>	374	
2	4/11 vs. K.C.	Hahn	1	102.6	23 <sup>+</sup>	353	1st career PH HR
3	4/12 vs. Cle.	McKenzie	3	104.9	20 <sup>+</sup>	376	
4	5/16 vs. K.C.	Singer	2	106.8	18 <sup>+</sup>	407	
5	5/31-1 at Cle.	Karinchak	2	106.4	22 <sup>+</sup>	401	

## ADAM ENGEL (7)

No.	Date	Pitcher	RBI	EV	LA	Dist.	Notes
1	6/10 at Det.	Castro	1	102.1	25 <sup>+</sup>	414	
2	6/11 at Det.	Skubal	1	106.9	18 <sup>+</sup>	357	
3	6/15 vs. T.B.	McClanahan	3	101.7	34 <sup>+</sup>	402	
4	7/9 at Bal.	Anderson	3	107.3	37 <sup>+</sup>	375	
5	7/11 at Bal.	Wells	3	103.4	28 <sup>+</sup>	412	GW in extra innings
6	7/31 vs. Cle.	Karinchak	2	109.7	18 <sup>+</sup>	388	
7	8/10 at Min.	Jax	2	106.3	27 <sup>+</sup>	416	New career high

## LEURY GARCÍA (5)

No.	Date	Pitcher	RBI	EV	LA	Dist.	Notes
1	6/23 at Pit.	De Jong	1	104.2	36 <sup>+</sup>	402	
2	7/3 at Det.	Skubal	2	106.4	31 <sup>+</sup>	415	
3	7/7 at Min.	Pineda	2	94.2	35 <sup>+</sup>	355	
4	9/11 vs. Bos.	Seabold	2	103.7	33 <sup>+</sup>	427	
5	9/12 vs. Bos.	Whitlock	1	103.5	26 <sup>+</sup>	430	

## BRIAN GOODWIN (8)

No.	Date	Pitcher	RBI	EV	LA	Dist.	Notes
1	6/12 at Det.	Ureña	3	92.0	29 <sup>+</sup>	365	1st game with Sox
2	6/30 vs. Min.	Ober	1	98.5	29 <sup>+</sup>	382	
3	7/1 vs. Min.	Berrios	1	105.9	33 <sup>+</sup>	425	
4	7/10 at Bal.	Eshelman	1	101.6	28 <sup>+</sup>	396	
5	7/31 vs. Cle.	McKenzie	1	104.0	24 <sup>+</sup>	377	
6	8/1 vs. Cle.	Wittgenzie	1	108.5	25 <sup>+</sup>	371	1st career walkoff HR
7	8/6 vs. Cubs	Rodríguez	2	104.5	23 <sup>+</sup>	382	Game-winner in 10th
8	8/29 vs. Cubs	Hendricks	2	94.7	31 <sup>+</sup>	351	

## YASMANI GARCÍA (23)

No.	Date	Pitcher	RBI	EV	LA	Dist.	Notes
1	4/5 at Sea.	Sheffield	1	107.0	34 <sup>+</sup>	417	
2	4/20 at Cle.	Quantrill	2	106.0	32 <sup>+</sup>	387	
3	5/11 vs. Min.	Maeda	3	103.0	24 <sup>+</sup>	414	
4	5/12 vs. Min.	Anderson	1	107.8	28 <sup>+</sup>	412	
5	5/18 at Min.	Ober	2	97.5	33 <sup>+</sup>	371	
6	5/23 at NYY	Green	1	99.0	31 <sup>+</sup>	383	
7	6/3 vs. Det.	Mize	1	110.0	29 <sup>+</sup>	457	
8	6/4 vs. Det.	Turnbull	1	107.7	22 <sup>+</sup>	392	
9	6/4 vs. Det.	Giachina	1	104.9	23 <sup>+</sup>	413	13th career multiHR game
10	6/10 at Det.	Ryu	2	99.9	24 <sup>+</sup>	361	
11	6/22 at Pit.	Anderson	3	104.9	32 <sup>+</sup>	409	4th career PH HR
12	6/25 vs. Sea.	Kikuchi	1	110.8	28 <sup>+</sup>	438	
13	6/30 vs. Min.	Shoemaker	3	101.0	25 <sup>+</sup>	398	
14	6/30 vs. Min.	Shoemaker	2	107.7	31 <sup>+</sup>	447	14th career multiHR game
15	8/27 vs. Cubs	Sampton	3	103.9	35 <sup>+</sup>	369	
16	8/27 vs. Cubs	Rodríguez	3	105.0	26 <sup>+</sup>	416	15th career multiHR game
17	8/29 vs. Cubs	Morgan	2	101.2	29 <sup>+</sup>	390	
18	8/31 vs. Pit.	Wilson	1	104.9	21 <sup>+</sup>	406	
19	9/4 at K.C.	Lynch	2	106.2	24 <sup>+</sup>	425	
20	9/11 vs. Bos.	Brasier	1	98.8	32 <sup>+</sup>	397	5th career 20-HR season
21	9/18 at Tex.	Anderson	1	104.5	27 <sup>+</sup>	431	
22	9/19 at Tex.	Lyles	1	98.0	23 <sup>+</sup>	369	
23	9/27 at Det.	Manning	1	105.0	25 <sup>+</sup>	414	

## BILLY HAMILTON (2)

No.	Date	Pitcher	RBI	EV	LA	Dist.	Notes
1	5/29-2 vs. Bal.	Means	1	95.8	27 <sup>+</sup>	364	
2	5/30 vs. Bal.	Akin	1	103.8	26 <sup>+</sup>	367	

## CÉSAR HERNÁNDEZ (3)

No.	Date	Pitcher	RBI	EV	LA	Dist.	Notes
1	8/6 at Cubs	Ryan	2	102.4	22 <sup>+</sup>	382	
2	8/7 at Cubs	Megill	1	06.2	28 <sup>+</sup>	372	
3	8/26 at Tor.	Ryu	1	91.1	36 <sup>+</sup>	348	

## ELOY JIMÉNEZ (10)

No.	Date	Pitcher	RBI	EV	LA	Dist.	Notes
1	7/27 at K.C.	Zimmer	3	109.3	33 <sup>+</sup>	459	
2	8/8 at Cubs	Davies	2	106.7	30 <sup>+</sup>	409	
3	8/8 at Cubs	Rucker	2	105.9	24 <sup>+</sup>	399	5th career multiHR game
4	8/9 at Min.	Burrows	2	109.8	25 <sup>+</sup>	453	
5	8/9 at Min.	Burrows	2	94.1	33 <sup>+</sup>	359	5th career multiHR game 50th career HR
6	8/12 vs. NYY	Heaney	3	N/A	N/A	N/A	
7	8/26 at Tor.	Richards	1	104.4	26 <sup>+</sup>	410	
8	8/29 vs. Cubs	Hendricks	3	99.8	29 <sup>+</sup>	374	
9	9/23-1 at Cle.	Civale	1	107.9	27 <sup>+</sup>	422	Back-to-back with Robert
10	9/27 at Det.	Krol	2	107.8	26 <sup>+</sup>	432	

# WHITE SOX HOME RUN LOG

## JAKE LAMB (6)

No.	Date	Pitcher	RBI	EV	LA	Dist.	Notes
1	5/13 vs. Min.	Piñeda	1	98.1	24*	395	1st with White Sox
2	5/18 at Min.	Ober	1	104.1	28*	401	
3	5/29-1 vs. Bal.	Harvey	2	108.3	32*	430	
4	6/3 vs. Det.	Mize	1	108.9	28*	412	
5	6/20 at Hou.	McCullers Jr.	2	108.6	21*	348	
6	8/17 vs. Oak.	Smith	3	101.6	27*	415	

## NICK MADRICAL (2)

No.	Date	Pitcher	RBI	EV	LA	Dist.	Notes
1	5/17 at Min.	Happ	1	99.9	22*	389	1st MLB home run
2	6/4 vs. Det.	Alexander	1	99.2	29*	402	1st career HR at home

## DANNY MENDICK (2)

No.	Date	Pitcher	RBI	EV	LA	Dist.	Notes
1	5/8 at K.C.	Lynch	2	94.8	31*	382	
2	5/17 at Min.	Law	4	102.6	32*	401	1st career grand slam

## YERMIN MERCEDES (7)

No.	Date	Pitcher	RBI	EV	LA	Dist.	Notes
1	4/3 at LAA	Cobb	1	104.5	28*	421	
2	4/8 vs. K.C.	Keller	1	113.3	24*	485	Back-to-back w/Moncada
3	4/14 vs. Cle.	Plesac	3	111.2	32*	431	
4	4/18-2 at Bos.	Pérez	1	109.9	22*	431	
5	4/29-2 vs. Det.	Lange	1	110.8	31*	449	
6	5/17 at Min.	Astudillo	1	109.3	33*	429	
7	5/27 vs. Bal.	Zimmermann	1	116.8	24*	427	

## YOÁN MONCADA (14)

No.	Date	Pitcher	RBI	EV	LA	Dist.	Notes
1	4/8 vs K.C.	Keller	2	106.6	27*	421	
2	4/23 vs. Tex.	Cody	1	108.5	23*	407	
3	4/29-2 vs. Det.	Lange	3	109.2	20*	380	
4	5/29-2 vs. Bal.	Armstrong	2	110.8	22*	422	
5	6/3 vs. Det.	Mize	1	99.4	28*	358	
6	7/18 vs. Hou.	Valdez	1	108.3	20*	383	
7	7/19-2 vs. Min.	Bérríos	1	104.9	37*	405	
8	7/20 vs. Min.	Ober	2	103.5	34*	411	
9	7/30 vs. Cle.	Mejia	1	108.2	37*	387	
10	8/9 at Min.	Barnes	1	106.4	31*	433	
11	8/20 at T.B.	Wacha	2	104.9	26*	423	
12	9/15 vs. LAA	Junk	1	111.1	27*	409	
13	9/28 vs. Cin.	O'Brien	1	106.4	31*	423	
14	10/2 vs. Det.	Funkhouser	2	101.0	39*	365	

## LUIS ROBERT (13)

No.	Date	Pitcher	RBI	EV	LA	Dist.	Notes
1	4/6 at Sea.	Margevicius	2	104.0	25*	380	
2	8/14 vs. NYY	Tailon	1	108.5	27*	438	
3	8/16 vs. Oak.	Guerra	1	102.6	29*	394	
4	8/26 at Tor.	Ryu	2	108.5	37*	410	
5	8/29 vs. Cubs	Hendricks	1	103.1	25*	406	
6	8/29 vs. Cubs	Effross	2	94.2	28*	375	2nd career multiHR game
7	9/4 at K.C.	Lynch	1	112.3	30*	452	
8	9/14 vs. LAA	Naughton	1	108.4	28*	434	
9	9/23-1 at Cle.	Civaie	1	110.2	34*	396	
10	9/24 at Cle.	Stephan	1	105.5	24*	414	
11	9/28 vs. Cin.	O'Brien	1	111.5	19*	415	
12	9/28 vs. Cin.	Garrett	2	111.6	33*	445	3rd career multiHR game
13	10/3 vs. Det.	Alexander	1	117.7	19*	430	Highest Sox EV in Statcast era

## GAVIN SHEETS (11)

No.	Date	Pitcher	RBI	EV	LA	Dist.	Notes
1	6/30 vs. Min.	Shoemaker	2	107.1	31*	429	1st MLB home run
2	7/2 at Det.	Farmer	3	105.5	28*	425	
3	7/9 at Bal.	Valdez	1	102.5	28*	380	
4	7/17 vs. Hou.	Bielak	2	104.6	27*	424	
5	7/19-2 vs. Min.	Bérríos	3	99.4	31*	390	1st career walkoff HR
6	7/27 at K.C.	Keller	1	108.9	25*	429	
7	9/1 vs. Pit.	Kranick	3	101.6	39*	379	
8	9/1 vs. Pit.	Underwood	1	104.7	24*	424	1st career multiHR game
9	9/14 vs. LAA	Wantz	3	109.5	28*	447	
10	9/28 vs. Cin.	Cessa	1	105.4	22*	413	
11	9/29 vs. Cin.	Gray	2	103.9	24*	400	

## ANDREW VAUGHN (15)

No.	Date	Pitcher	RBI	EV	LA	Dist.	Notes
1	5/12 vs. Min.	Happ	2	110.9	21*	436	
2	5/14-2 vs. K.C.	Junis	2	107.6	33*	421	
3	5/23 at NYY	Chapman	1	109.8	27*	432	1st career PH home
4	5/24 vs. STL	Kim	2	99.2	29*	355	
5	6/8 vs. Tor.	Ray	1	103.3	23*	390	
6	6/19 at Hou.	Valdez	1	102.5	23*	359	
7	6/30 vs. Min.	Ober	2	101.2	26*	409	
8	7/2 at Det.	Garcia	1	109.8	24*	423	
9	7/11 at Bal.	Watkins	1	108.7	28*	447	
10	7/11 at Bal.	Sulser	3	102.2	29*	385	1st career multiHR game
11	7/23 at Mil.	Strickland	1	102.5	29*	413	
12	8/3 vs. K.C.	Bubic	1	111.0	31*	441	
13	8/8 at Cubs	Davies	2	107.5	18*	407	
14	8/15 vs. NYY	Cortes	1	107.6	24*	409	
15	8/19 vs. Oak.	Invin	2	107.4	20*	395	

## SEBY ZAVALA (5)

No.	Date	Pitcher	RBI	EV	LA	Dist.	Notes
1	7/31 vs. Cle.	McKenzie	1	102.1	32*	411	1st MLB home run
2	7/31 vs. Cle.	McKenzie	4	106.8	46*	377	1st GS and multiHR game
3	7/31 vs. Cle.	Shaw	1	101.2	32*	369	17th Sox player with 3 HR
4	8/12 vs. NYY	Heaney	2	N/A	N/A	N/A	
5	8/21 at T.B.	Patiño	1	104.0	36*	400	



Luis Robert recorded the hardest-hit White Sox home run in the Statcast era on October 3 vs. Detroit, a 117.7-mpg solo shot off Tyler Alexander.

# WHITE SOX STATISTICS

## WHITE SOX IN FIRST HALF

Player	AVG	G	AB	R	H	TB	2B	3B	HR	RBI	BB	IBB	SO	SB	CS	OBP	SLG	OPS	SH	SF	HBP	GDP
Abreu, J	.253	83	308	45	78	139	14	1	15	66	32	0	86	1	0	.334	.451	.786	0	7	9	13
Anderson, T	.309	74	311	55	96	132	18	0	6	32	17	1	78	14	7	.345	.424	.770	0	1	1	3
Burjer, J	.381	8	21	3	8	12	2	1	0	1	2	0	6	0	0	.435	.571	1.006	0	0	0	2
Cease, D	.500	2	6	1	3	4	1	0	0	0	0	0	1	0	0	.500	.667	1.167	0	0	0	1
Collins, Z	.230	47	126	17	29	48	10	0	3	21	18	0	47	1	1	.331	.381	.712	1	0	1	1
Eaton, A	.201	58	189	33	38	65	8	2	5	28	20	0	55	2	0	.298	.344	.642	4	0	6	5
Engel, A	.286	13	42	10	12	29	2	0	5	11	1	0	7	2	1	.340	.690	1.031	0	1	3	2
García, L	.263	73	236	36	62	87	10	3	3	39	25	0	63	2	1	.330	.369	.698	6	3	0	5
Giolito, L	.500	1	2	0	1	1	0	0	0	0	0	0	1	0	0	.500	.500	1.000	0	0	0	0
González, L	.250	6	8	2	2	4	2	0	0	0	3	0	2	0	0	.455	.500	.954	0	0	0	1
Goodwin, B	.267	25	90	17	24	46	8	1	4	15	12	0	22	0	0	.353	.511	.864	1	0	0	0
Grandal, Y	.188	63	181	42	34	79	3	0	14	38	60	0	64	0	0	.388	.436	.824	1	3	1	10
Hamilton, B	.230	47	87	16	20	36	6	2	2	10	3	0	30	6	0	.253	.414	.666	2	1	0	1
Keuchel, D	.000	1	2	0	0	0	0	0	0	0	0	0	1	0	0	.000	.000	.000	0	0	0	0
Lamb, J	.224	31	85	16	19	36	2	0	5	10	13	0	28	0	0	.333	.424	.757	0	0	1	2
Madrigal, N	.305	54	200	30	61	85	10	4	2	21	11	0	17	1	2	.349	.425	.774	0	1	3	3
Mendick, D	.204	50	113	12	23	32	3	0	2	17	15	0	33	0	1	.305	.283	.588	1	1	2	1
Mercedes, Y	.271	68	240	26	65	97	9	1	7	37	20	1	46	0	1	.328	.404	.732	0	1	1	7
Moncada, Y	.272	78	272	38	74	106	15	1	5	39	55	0	84	2	1	.401	.390	.791	0	2	5	2
Robert, L	.316	25	95	11	30	44	9	1	1	8	7	0	28	4	1	.359	.463	.822	0	1	0	0
Ruiz, J	.000	2	1	0	0	0	0	0	0	0	0	0	0	0	0	.000	.000	.000	0	0	0	0
Sheets, G	.225	12	40	5	9	21	3	0	3	9	6	0	10	0	0	.319	.525	.844	0	1	0	1
Vaughn, A	.253	75	241	38	61	109	18	0	10	26	22	0	68	1	1	.320	.452	.772	0	5	4	6
Williams, N	.000	4	10	2	0	0	0	0	0	0	1	0	4	0	0	.231	.000	.231	0	0	2	1
Zavala, S	.182	3	11	1	2	4	2	0	0	0	0	0	5	0	0	.182	.364	.546	2	0	0	1
<b>SOX</b>	<b>.257</b>	<b>89</b>	<b>2917</b>	<b>456</b>	<b>751</b>	<b>1216</b>	<b>155</b>	<b>17</b>	<b>92</b>	<b>428</b>	<b>343</b>	<b>2</b>	<b>786</b>	<b>36</b>	<b>17</b>	<b>.341</b>	<b>.417</b>	<b>.757</b>	<b>18</b>	<b>28</b>	<b>39</b>	<b>67</b>
<b>OPP</b>	<b>.228</b>	<b>89</b>	<b>2886</b>	<b>339</b>	<b>659</b>	<b>1078</b>	<b>107</b>	<b>9</b>	<b>98</b>	<b>316</b>	<b>269</b>	<b>9</b>	<b>885</b>	<b>55</b>	<b>12</b>	<b>.298</b>	<b>.374</b>	<b>.672</b>	<b>9</b>	<b>18</b>	<b>27</b>	<b>50</b>

Pitcher	W-L	ERA	G	GS	CG	SHO	GF	HLD	SV	SVO	IP	H	R	ER	HR	HB	BB	IBB	SO	AVG	WP	BK	GDP	TBF
Bumner, A	1-4	3.26	32	0	0	0	3	10	2	7	30.1	26	16	11	2	1	17	1	43	.226	2	0	4	134
Burdi, Z	0-0	6.00	6	0	0	0	1	0	0	0	9.0	13	7	6	3	2	4	0	6	.351	0	0	0	45
Burr, R	1-0	1.08	14	1	0	0	3	2	0	0	16.2	5	2	2	1	0	8	0	14	.096	4	0	2	61
Cease, D	7-4	4.11	18	18	1	1	0	0	0	0	92.0	78	45	42	11	7	39	0	117	.226	8	2	4	397
Crochet, G	2-4	2.63	27	0	0	0	5	8	0	1	27.1	22	11	8	1	1	16	1	35	.216	4	0	2	122
Foster, M	2-1	6.15	26	0	0	0	14	2	1	2	26.1	30	19	18	7	2	9	0	32	.280	1	0	1	119
Fry, J	0-0	13.50	2	0	0	0	0	0	0	0	2.0	3	3	3	1	0	3	0	2	.429	1	0	1	10
Giolito, L	7-6	4.15	18	18	0	0	0	0	0	0	104.0	89	51	48	18	1	33	0	125	.229	6	0	6	425
Hendriks, L	4-2	2.75	40	0	0	0	35	0	23	27	39.1	26	14	12	7	1	4	1	63	.178	4	0	0	152
Heuer, C	4-1	4.84	36	0	0	0	2	14	0	0	35.1	43	19	19	4	1	7	0	36	.307	2	0	3	151
Keuchel, D	7-3	4.25	18	17	0	0	0	0	0	0	97.1	103	54	46	13	2	31	0	58	.268	3	0	14	418
Kopec, M	3-0	1.53	18	3	0	0	1	4	0	0	35.1	21	6	6	3	0	12	1	51	.167	2	0	2	138
Lambert, J	0-1	12.60	2	1	0	0	0	0	0	0	5.0	11	7	7	2	1	3	0	6	.440	0	1	0	29
Lynn, L	9-3	1.99	16	16	1	1	0	0	0	0	90.2	63	24	20	9	1	31	2	105	.189	4	0	3	368
Marshall, E	0-2	5.60	27	0	0	0	4	7	0	4	27.1	28	17	17	5	0	9	1	26	.277	0	0	4	113
McRae, A	0-0	4.50	2	0	0	0	2	0	0	0	2.0	3	1	1	0	0	1	0	1	.333	0	0	0	10
Mendick, D	0-0	0.00	1	0	0	0	1	0	0	0	1.0	1	0	0	0	1	0	0	1	.250	0	0	0	5
Mercedes, Y	0-0	9.00	1	0	0	0	0	0	0	0	1.0	3	1	1	0	0	2	0	0	.600	0	0	0	7
Rodón, C	7-3	2.31	15	15	1	1	0	0	0	0	89.2	60	24	23	7	6	26	1	130	.186	5	0	4	360
Ruiz, J	0-1	3.09	33	0	0	0	15	3	0	0	35.0	27	15	12	4	0	14	1	34	.205	1	1	0	147
Stiever, J	0-0	---	1	0	0	0	0	0	0	0	0.0	4	3	3	0	0	0	0	1.000	0	0	0	4	
<b>SOX</b>	<b>54-35</b>	<b>3.58</b>	<b>89</b>	<b>89</b>	<b>3</b>	<b>3</b>	<b>86</b>	<b>50</b>	<b>26</b>	<b>41</b>	<b>766.2</b>	<b>659</b>	<b>339</b>	<b>305</b>	<b>98</b>	<b>27</b>	<b>269</b>	<b>9</b>	<b>885</b>	<b>.228</b>	<b>47</b>	<b>4</b>	<b>50</b>	<b>3215</b>

### FIRST-HALF PHENOMS

- The White Sox went 54-35 (.607) in the first half, the best record in the American League and their most wins and best winning percentage since 2006 (57-31, .648) ... their 8.0-game lead over Cleveland at the break was the third-largest in franchise history behind the 2000 (10.5) and 2005 (9.0) clubs.

- Carlos Rodón (130), Lucas Giolito (125), Dylan Cease (117) and Lance Lynn (105) became the first foursome in Sox history to each strike out 100-plus batters in the first half ... Rodón's 130 strikeouts are the fifth-highest total in Sox history before the break, while Giolito's 125 rank sixth.

# WHITE SOX STATISTICS

## WHITE SOX IN SECOND HALF

Player	AVG	G	AB	R	H	TB	2B	3B	HR	RBI	BB	IBB	SO	SB	CS	OBP	SLG	OPS	SH	SF	HBP	GDP
Abreu, J	.271	69	258	41	70	133	16	1	15	51	29	3	57	0	0	.370	.516	.885	0	3	13	15
Anderson, T	.310	49	216	39	67	115	11	2	11	29	5	0	41	4	0	.326	.532	.858	0	0	0	2
Burger, J	.118	7	17	2	2	6	1	0	1	2	2	0	9	0	0	.211	.353	.564	0	0	0	0
Cease, D	.000	1	2	0	0	0	0	0	0	0	0	0	2	0	0	.000	.000	.000	0	0	0	0
Collins, Z	.174	31	69	8	12	18	3	0	1	5	16	1	22	0	0	.329	.261	.590	0	0	0	3
Engel, A	.235	26	81	11	19	32	7	0	2	7	10	0	24	5	0	.333	.395	.728	0	0	2	2
García, L	.274	53	179	24	49	69	12	1	2	15	16	0	34	4	1	.343	.385	.729	3	2	4	7
Giolito, L	.000	1	2	0	0	0	0	0	0	0	0	0	2	0	0	.000	.000	.000	0	0	0	0
Gonzalez, R	.250	10	32	4	8	11	3	0	0	2	1	0	11	0	0	.273	.344	.616	0	0	0	1
Goodwin, B	.193	47	145	16	28	42	2	0	4	14	21	0	36	1	0	.298	.290	.587	0	1	1	2
Grandal, Y	.337	30	98	18	33	66	6	0	9	24	27	0	18	0	0	.481	.673	1.154	0	2	2	5
Hamilton, B	.200	24	40	7	8	12	2	1	0	1	1	0	17	3	0	.220	.300	.520	1	0	0	0
Hernández, C	.232	53	194	24	45	58	4	0	3	15	21	2	45	1	1	.309	.299	.608	0	1	1	5
Jiménez, E	.249	55	213	23	53	93	10	0	10	37	16	0	57	0	0	.303	.437	.740	0	1	1	8
Kopech, M	.000	3	1	0	0	0	0	0	0	0	0	0	0	0	0	.000	.000	.000	0	0	0	0
Lamb, J	.179	12	28	4	5	8	0	0	1	3	4	0	10	0	0	.281	.286	.567	0	0	0	2
Lynn, L	.200	2	5	0	1	1	0	0	0	2	0	0	3	0	0	.200	.200	.400	0	0	0	0
Mendick, D	.255	21	51	2	13	15	2	0	0	3	3	0	9	0	0	.296	.294	.590	0	0	0	0
Moncada, Y	.254	66	248	36	63	108	18	0	9	22	29	1	73	1	1	.344	.435	.780	0	0	5	4
Robert, L	.350	43	180	31	63	112	13	0	12	35	7	1	33	2	0	.389	.622	1.011	0	1	5	4
Rodón, C	.000	2	3	0	0	0	0	0	0	0	0	0	1	0	0	.000	.000	.000	0	0	0	0
Sheets, G	.258	42	120	18	31	60	5	0	8	25	10	0	30	0	0	.326	.500	.826	0	0	2	3
Vaughn, A	.210	52	176	18	37	56	4	0	5	22	19	0	33	0	0	.294	.318	.613	0	0	2	8
Zavala, S	.183	34	82	14	15	31	1	0	5	15	6	0	36	0	0	.247	.378	.625	2	0	1	1
<b>SOX</b>	<b>.255</b>	<b>73</b>	<b>2440</b>	<b>340</b>	<b>622</b>	<b>1046</b>	<b>120</b>	<b>5</b>	<b>98</b>	<b>329</b>	<b>243</b>	<b>8</b>	<b>603</b>	<b>21</b>	<b>3</b>	<b>.331</b>	<b>.429</b>	<b>.760</b>	<b>6</b>	<b>11</b>	<b>39</b>	<b>72</b>
<b>OPP</b>	<b>.230</b>	<b>73</b>	<b>2374</b>	<b>297</b>	<b>546</b>	<b>924</b>	<b>92</b>	<b>17</b>	<b>84</b>	<b>286</b>	<b>216</b>	<b>7</b>	<b>703</b>	<b>64</b>	<b>12</b>	<b>.298</b>	<b>.389</b>	<b>.687</b>	<b>6</b>	<b>26</b>	<b>24</b>	<b>50</b>

Pitcher	W-L	ERA	G	GS	CG	SHO	GF	HLD	SV	SVO	IP	H	R	ER	HR	HB	BB	IBB	SO	AVG	WP	BK	GDP	TBF
Bummer, A	4-1	3.81	30	0	0	0	3	11	0	1	26.0	16	12	11	1	3	12	2	32	.172	3	0	1	108
Burr, R	1-1	3.60	20	0	0	0	5	1	0	1	20.0	23	9	8	2	1	13	0	19	.315	1	0	6	90
Cease, D	6-3	3.67	14	14	0	0	0	0	0	0	73.2	61	32	30	9	2	29	0	109	.219	5	0	3	311
Crochet, G	1-1	3.00	27	0	0	0	7	6	0	0	27.0	20	11	9	1	0	11	1	30	.211	0	0	3	108
Foster, M	0-0	5.68	11	0	0	0	3	0	0	0	12.2	13	8	8	2	0	4	0	8	.260	0	1	1	55
Fry, J	0-1	9.64	4	0	0	0	2	0	0	0	4.2	7	5	5	0	1	3	0	1	.412	1	0	4	21
Giolito, L	4-3	2.65	13	13	1	0	0	0	0	0	74.2	56	23	22	9	1	19	1	76	.205	6	0	6	295
Gonzalez, R	0-0	0.00	1	0	0	0	1	0	0	0	0.1	0	0	0	0	0	0	0	1	.000	0	0	0	1
Hendriks, L	4-1	2.27	29	0	0	0	23	0	15	17	31.2	19	9	8	4	0	3	0	50	.170	2	0	2	115
Heuer, C	0-0	8.10	4	0	0	0	0	0	0	0	3.1	2	3	3	1	0	3	0	3	.167	1	0	0	15
Keuchel, D	2-6	6.82	14	13	0	0	0	0	0	0	64.2	86	51	49	12	5	28	1	37	.321	2	0	7	302
Kimbrel, C	2-2	5.09	24	0	0	0	8	6	1	4	23.0	18	13	13	5	3	10	1	36	.217	5	0	1	98
Kopech, M	1-3	5.56	26	1	0	0	0	11	0	1	34.0	33	21	21	6	1	12	0	52	.252	1	0	1	147
Lambert, J	1-0	2.25	2	2	0	0	0	0	0	0	8.0	5	2	2	1	1	3	0	4	.192	0	0	2	31
López, R	4-4	3.43	20	9	0	0	3	0	0	0	57.2	42	27	22	10	0	13	0	55	.205	1	0	1	222
Lynn, L	2-3	3.66	12	12	0	0	0	0	0	0	66.1	60	28	27	9	1	14	0	71	.235	1	0	3	273
Rodón, C	6-2	2.51	9	9	0	0	0	0	0	0	43.0	31	15	12	6	2	10	0	55	.196	2	0	1	174
Ruiz, J	1-2	3.00	26	0	0	0	8	1	0	1	30.0	24	11	10	4	0	11	0	29	.216	1	1	4	124
Tepera, R	0-0	2.50	22	0	0	0	4	6	1	2	18.0	13	5	5	1	1	7	1	24	.197	3	0	2	75
Wright Jr., M	0-1	5.50	13	0	0	0	5	0	0	0	18.0	17	12	11	1	2	11	0	11	.254	2	0	2	81
<b>SOX</b>	<b>39-34</b>	<b>3.90</b>	<b>73</b>	<b>73</b>	<b>1</b>	<b>5</b>	<b>72</b>	<b>42</b>	<b>17</b>	<b>27</b>	<b>636.2</b>	<b>546</b>	<b>297</b>	<b>276</b>	<b>84</b>	<b>24</b>	<b>216</b>	<b>7</b>	<b>703</b>	<b>.230</b>	<b>37</b>	<b>2</b>	<b>50</b>	<b>2646</b>

## SEEING STARS

- SS Tim Anderson (first career), RHPs Liam Hendriks and Lance Lynn (second each) and LHP Carlos Rodón (first) were named to the American League All-Star Team in 2021 ... the four All-Stars were the most for the White Sox since 2012 (also four) ... Hendriks, Lynn and Rodón were selected via the AL player vote, while Anderson replaced Houston's Carlos Correa on the roster.
- Anderson became the first White Sox position player selected in the first round of the draft to make the All-Star Team since Frank Thomas (1993-97) ... Lynn and Rodón's selections marked the first time the Sox sent multiple starting pitchers to the Midsummer Classic since Jake Peavy and Sale in 2012.

# WHITE SOX STATISTICS

## WHITE SOX AT HOME

Player	AVG	G	AB	R	H	TB	2B	3B	HR	RBI	BB	IBB	SO	SB	CS	OBP	SLG	OPS	SH	SF	HBP	GDP
Abreu, J	.257	77	272	45	70	143	15	2	18	63	33	2	65	0	0	.368	.526	.894	0	4	17	10
Anderson, T	.325	64	271	46	88	135	16	2	9	35	12	0	54	13	4	.354	.498	.852	0	1	1	4
Burger, J	.133	5	15	2	2	6	1	0	1	2	2	0	7	0	0	.235	.400	.635	0	0	0	0
Collins, Z	.227	33	88	13	20	32	6	0	2	11	18	0	29	1	0	.358	.364	.722	1	0	0	2
Eaton, A	.196	31	97	14	19	35	3	2	3	16	7	0	29	1	0	.284	.361	.645	4	0	5	3
Engel, A	.173	18	52	7	9	19	1	0	3	6	9	0	13	3	0	.306	.365	.672	0	0	1	0
García, L	.234	62	192	25	45	64	9	2	2	24	19	0	50	1	0	.310	.333	.644	4	2	3	5
González, L	.250	4	4	1	1	2	1	0	0	0	2	0	1	0	0	.500	.500	1.000	0	0	0	1
Gonzalez, R	.250	3	8	2	2	2	0	0	0	0	0	0	4	0	0	.250	.250	.500	0	0	0	1
Goodwin, B	.212	31	99	19	21	37	1	0	5	12	21	0	26	1	0	.355	.374	.729	1	0	1	0
Grandal, Y	.227	50	154	35	35	80	3	0	14	32	43	0	45	0	0	.400	.519	.920	1	1	2	11
Hamilton, B	.207	34	58	13	12	23	3	1	2	6	1	0	21	5	0	.220	.397	.617	2	0	0	0
Hernández, C	.230	27	100	10	23	24	1	0	0	3	12	0	24	1	0	.316	.240	.556	0	1	1	3
Jiménez, E	.222	26	99	11	22	33	5	0	2	14	9	0	28	0	0	.284	.333	.618	0	1	0	3
Lamb, J	.196	21	56	11	11	24	1	0	4	10	7	0	20	0	0	.286	.429	.714	0	0	0	2
Madrigal, N	.342	31	111	18	38	52	7	2	1	12	6	0	7	0	1	.381	.468	.850	0	0	1	2
Mendick, D	.235	31	68	3	16	18	2	0	0	4	7	0	14	0	0	.316	.265	.580	0	0	1	1
Mercedez, Y	.264	38	129	14	34	50	4	0	4	18	14	1	22	0	1	.333	.388	.721	0	1	0	3
Moncada, Y	.284	75	271	42	77	126	13	0	12	38	38	0	75	1	1	.386	.465	.851	0	0	7	3
Robert, L	.351	34	134	27	47	84	11	1	8	25	10	1	30	3	1	.399	.627	1.026	0	2	2	1
Sheets, G	.324	24	74	16	24	54	6	0	8	26	5	0	18	0	0	.370	.730	1.100	0	1	1	1
Vaughn, A	.262	62	191	31	50	83	9	0	8	27	24	0	46	1	0	.347	.435	.781	0	4	3	7
Williams, N	.000	4	10	2	0	0	0	0	0	1	0	4	0	0	0	.231	.000	.231	0	0	2	1
Zavala, S	.211	18	38	9	8	20	0	0	4	11	5	0	15	0	0	.318	.526	.844	2	0	1	1
<b>SOX</b>	<b>.260</b>	<b>81</b>	<b>2591</b>	<b>416</b>	<b>674</b>	<b>1146</b>	<b>118</b>	<b>12</b>	<b>110</b>	<b>395</b>	<b>305</b>	<b>4</b>	<b>647</b>	<b>31</b>	<b>8</b>	<b>.347</b>	<b>.442</b>	<b>.789</b>	<b>15</b>	<b>18</b>	<b>49</b>	<b>65</b>
<b>OPP</b>	<b>.215</b>	<b>81</b>	<b>2645</b>	<b>303</b>	<b>569</b>	<b>1007</b>	<b>100</b>	<b>10</b>	<b>106</b>	<b>290</b>	<b>233</b>	<b>4</b>	<b>818</b>	<b>64</b>	<b>13</b>	<b>.284</b>	<b>.381</b>	<b>.665</b>	<b>7</b>	<b>21</b>	<b>30</b>	<b>53</b>

Pitcher	W-L	ERA	G	GS	CG	SHO	GF	HLD	SV	SVO	IP	H	R	ER	HR	HB	BB	IBB	SO	AVG	WP	BK	GDP	TBF
Bummer, A	4-1	3.41	33	0	0	0	3	13	0	3	29.0	18	13	11	2	2	13	1	35	1.70	5	0	2	122
Burdi, Z	0-0	12.00	2	0	0	0	0	0	0	0	3.0	7	4	4	2	1	0	0	2	.467	0	0	0	16
Burr, R	2-0	1.26	12	1	0	0	2	1	0	1	14.1	13	2	2	1	1	5	0	9	.260	1	0	5	57
Cease, D	6-2	3.18	16	16	1	1	0	0	0	0	85.0	64	31	30	12	5	36	0	115	.205	4	1	3	356
Crochet, G	3-3	1.98	27	0	0	0	5	7	0	0	27.1	21	10	6	1	1	16	1	31	.214	2	0	3	118
Foster, J	1-0	3.38	19	0	0	0	10	2	0	0	18.2	15	8	7	3	2	5	0	17	.211	1	0	2	78
Fry, J	0-0	9.00	2	0	0	0	1	0	0	0	2.0	2	2	2	0	1	1	0	1	.286	1	0	1	9
Griolo, L	4-6	3.81	15	15	1	0	0	0	0	0	87.1	69	40	37	18	1	27	0	98	.213	6	0	3	354
Gonzalez, R	0-0	0.00	1	0	0	0	1	0	0	0	0.1	0	0	0	0	0	0	0	1	.000	0	0	0	1
Hendriks, L	4-2	2.70	39	0	0	0	33	0	21	24	40.0	24	14	12	7	1	3	0	70	.166	5	0	1	149
Heuer, C	3-0	6.41	22	0	0	0	1	7	0	0	19.2	23	14	14	3	1	7	0	19	.299	2	0	1	86
Keuchel, D	5-2	4.80	16	14	0	0	0	0	0	0	80.2	85	45	43	14	3	28	0	53	.268	3	0	11	349
Kimbrel, C	1-0	4.91	11	0	0	0	3	4	0	2	11.0	7	6	6	3	1	5	0	18	.189	2	0	1	45
Kopeck, M	3-3	3.00	22	2	0	0	1	7	0	1	42.0	26	14	14	5	0	14	0	62	.176	3	0	3	164
Lambert, J	0-0	10.38	2	1	0	0	0	0	0	0	4.1	6	5	5	2	2	3	0	4	.353	0	1	1	22
López, R	3-2	3.56	10	4	0	0	1	0	0	0	30.1	19	14	12	6	0	6	0	30	.181	1	0	1	113
Lynn, L	7-3	2.56	17	17	1	1	0	0	0	0	95.0	68	29	27	13	2	25	1	112	.195	2	0	3	378
Marshall, E	0-0	5.63	16	0	0	0	0	5	0	3	16.0	14	10	10	4	0	5	0	19	.250	0	0	2	64
McRae, A	0-0	9.00	1	0	0	0	1	0	0	0	1.0	3	1	1	0	0	0	0	0	.500	0	0	0	6
Rodón, C	6-3	2.26	11	11	1	1	0	0	0	0	63.2	38	16	16	4	4	15	0	85	.170	4	0	3	246
Ruiz, J	1-0	3.14	27	0	0	0	11	2	0	0	28.2	25	12	10	4	0	9	0	23	.231	2	0	4	119
Stiever, J	0-0	--	1	0	0	0	0	0	0	0	0.0	4	3	3	0	0	0	0	1.000	0	0	0	4	
Tepera, R	0-0	4.82	13	0	0	0	1	3	0	1	9.1	11	5	5	1	1	5	1	11	.282	2	0	1	46
Wright Jr., M	0-1	4.32	7	0	0	0	3	0	0	0	8.1	7	5	4	1	1	5	0	3	.233	1	0	2	36
<b>CWS</b>	<b>53-28</b>	<b>3.53</b>	<b>81</b>	<b>81</b>	<b>4</b>	<b>7</b>	<b>77</b>	<b>51</b>	<b>21</b>	<b>35</b>	<b>717.0</b>	<b>569</b>	<b>303</b>	<b>281</b>	<b>106</b>	<b>30</b>	<b>233</b>	<b>4</b>	<b>818</b>	<b>.215</b>	<b>47</b>	<b>2</b>	<b>53</b>	<b>2938</b>

## HOME FIELD ADVANTAGE

- The White Sox went 53-28 (.654) at home in 2021, the best record in the American League and their best mark since 2008 when they were 54-28 (.659) ... the Sox hit 110 home runs at Guaranteed Rate Field, their most since in a season since 2012 (120) ... the Sox ranked second in the AL with a 3.53 ERA at home, trailing only Tampa Bay (2.93).
- Tim Anderson ranked fourth in the AL with a .325 average, while Lance Lynn (2nd, 2.56) and Dylan Cease (5th, 3.18) ranked among the AL leaders in ERA.

# WHITE SOX STATISTICS

## WHITE SOX ON THE ROAD

Player	AVG	G	AB	R	H	TB	2B	3B	HR	RBI	BB	IBB	SO	SB	CS	OBP	SLG	OPS	SH	SF	HBP	GDP		
Abreu, J	.265	75	294	41	78	129	15	0	12	54	28	1	78	1	0	.333	.439	.772	0	6	5	18		
Anderson, T	.293	59	256	48	75	112	13	0	8	26	10	1	65	5	3	.320	.438	.757	0	0	0	1		
Burjer, J	.348	10	23	3	8	12	2	1	0	1	2	0	8	0	0	.400	.522	.922	0	0	0	2		
Cease, D	.375	3	8	1	3	4	1	0	0	0	0	0	3	0	0	.375	.500	.875	0	0	0	1		
Collins, Z	.196	45	107	12	21	34	7	0	2	15	16	1	40	0	1	.306	.318	.624	0	0	1	2		
Eaton, A	.207	27	92	19	19	30	5	0	2	12	13	0	26	1	0	.311	.326	.637	0	0	1	2		
Engel, A	.310	21	71	14	22	42	8	0	4	12	2	0	18	4	1	.359	.592	.950	0	1	4	4		
García, L	.296	64	223	35	66	92	13	2	3	30	22	0	47	5	2	.357	.413	.770	5	3	1	7		
Giolito, L	.250	2	4	0	1	1	0	0	0	0	0	0	3	0	0	.250	.250	.500	0	0	0	0		
González, L	.250	2	4	1	1	2	1	0	0	0	1	0	1	0	0	.400	.500	.900	0	0	0	0		
Gonzalez, R	.250	7	24	2	6	9	3	0	0	2	1	0	7	0	0	.280	.375	.655	0	0	0	0		
Goodwin, B	.228	41	136	14	31	51	9	1	3	17	12	0	32	0	0	.289	.375	.664	0	1	0	2		
Grandal, Y	.256	43	125	25	32	65	6	0	9	30	44	0	37	0	0	.443	.520	.962	0	4	1	4		
Hamilton, B	.232	37	69	10	16	25	5	2	0	5	3	0	26	4	0	.260	.362	.623	1	1	0	1		
Hernández, C	.234	26	94	14	22	34	3	0	3	12	9	2	21	0	1	.301	.362	.663	0	0	0	2		
Jiménez, E	.272	29	114	12	31	60	5	0	8	23	7	0	29	0	0	.320	.526	.846	0	0	1	5		
Keuchel, D	.000	1	2	0	0	0	0	0	0	0	0	0	1	0	0	.000	.000	.000	0	0	0	0		
Kopech, M	.000	4	1	0	0	0	0	0	0	0	0	0	0	0	0	.000	.000	.000	0	0	0	0		
Lamb, J	.228	22	57	9	13	20	1	0	2	3	10	0	18	0	0	.353	.351	.704	0	0	1	2		
Lynn, L	.200	2	5	0	1	1	0	0	0	2	0	0	3	0	0	.200	.200	.400	0	0	0	0		
Madrigal, N	.258	23	89	12	23	33	3	2	1	9	5	0	10	1	1	.309	.371	.680	0	1	2	1		
Mendick, D	.208	40	96	11	20	29	3	0	2	16	11	0	28	0	1	.294	.302	.596	1	1	1	0		
Mercedes, Y	.279	30	111	12	31	47	5	1	3	19	6	0	24	0	0	.322	.423	.746	0	0	1	4		
Moncada, Y	.241	69	249	32	60	88	20	1	2	23	46	1	82	2	1	.363	.353	.717	0	2	3	3		
Robert, L	.326	34	141	15	46	72	11	0	5	18	4	0	31	3	0	.358	.511	.869	0	0	3	3		
Rodón, C	.000	2	3	0	0	0	0	0	0	0	0	0	1	0	0	.000	.000	.000	0	0	0	0		
Ruiz, J	.000	3	1	0	0	0	0	0	0	0	0	0	0	0	0	.000	.000	.000	0	0	0	0		
Sheets, G	.186	30	86	7	16	27	2	0	3	8	11	0	22	0	0	.286	.314	.600	0	0	1	3		
Vaughn, A	.212	65	226	25	48	82	13	0	7	21	17	0	55	0	1	.275	.363	.638	0	1	3	7		
Zavala, S	.164	19	55	6	9	15	3	0	1	4	1	0	26	0	0	.179	.273	.451	2	0	0	0		
<b>SOX</b>	<b>.253</b>	<b>81</b>	<b>2766</b>	<b>380</b>	<b>699</b>	<b>1116</b>	<b>157</b>	<b>10</b>	<b>80</b>	<b>362</b>	<b>281</b>	<b>6</b>	<b>742</b>	<b>26</b>	<b>12</b>	<b>.326</b>	<b>.403</b>	<b>.729</b>	<b>9</b>	<b>21</b>	<b>29</b>	<b>74</b>		
<b>OPP</b>	<b>.243</b>	<b>81</b>	<b>2615</b>	<b>333</b>	<b>636</b>	<b>995</b>	<b>99</b>	<b>16</b>	<b>76</b>	<b>312</b>	<b>252</b>	<b>12</b>	<b>770</b>	<b>55</b>	<b>11</b>	<b>.312</b>	<b>.380</b>	<b>.693</b>	<b>8</b>	<b>23</b>	<b>21</b>	<b>47</b>		
Pitcher	W-L	ERA	G	GS	CG	SHO	GF	HLD	SV	SVO	IP	H	R	ER	HR	HB	BB	IBB	SO	AVG	WP	BK	GDP	TBF
Bummer, A	1-4	3.62	29	0	0	0	3	8	2	5	27.1	24	15	11	1	2	16	2	40	.235	0	0	3	120
Burdí, Z	0-0	3.00	4	0	0	0	1	0	0	0	6.0	6	3	2	1	1	4	0	4	.273	0	0	0	29
Burr, R	0-1	3.22	22	0	0	0	6	2	0	0	22.1	15	9	8	2	0	16	0	24	.200	4	0	3	94
Cease, D	7-5	4.69	16	16	0	0	0	0	0	0	80.2	75	46	42	8	4	32	0	111	.241	9	1	4	352
Crochet, G	0-2	3.67	27	0	0	0	7	7	0	1	27.0	21	12	11	1	0	11	1	34	.212	2	0	2	112
Foster, M	1-1	8.41	18	0	0	0	7	0	1	2	20.1	28	19	19	6	0	8	0	23	.326	0	1	0	96
Fry, J	0-1	11.57	4	0	0	0	1	0	0	0	4.2	8	6	6	1	0	5	0	2	.471	1	0	4	22
Giolito, L	7-3	3.25	16	16	0	0	0	0	0	0	91.1	76	34	33	9	1	25	1	103	.225	6	0	9	366
Hendriks, L	4-1	2.32	30	0	0	0	25	0	17	20	31.0	21	9	8	4	0	4	1	43	.186	1	0	1	118
Heuer, C	1-1	3.79	18	0	0	0	1	7	0	0	19.0	22	8	8	2	0	3	0	20	.293	1	0	2	80
Keuchel, D	4-7	5.75	16	16	0	0	0	0	0	0	81.1	104	60	52	11	4	31	1	42	.310	2	0	10	371
Kimbrel, C	1-2	5.25	13	0	0	0	5	2	1	2	12.0	11	7	7	2	2	5	1	18	.239	3	0	0	53
Kopech, M	1-0	4.28	22	2	0	0	0	8	0	0	27.1	28	13	13	4	1	10	1	41	.257	0	0	0	121
Lambert, J	1-1	4.15	2	2	0	0	0	0	0	0	8.2	10	4	4	1	0	3	0	6	.294	0	0	1	38
López, R	1-2	3.29	10	5	0	0	2	0	0	0	27.1	23	13	10	4	0	7	0	25	.230	0	0	0	109
Lynn, L	4-3	2.90	11	11	0	0	0	0	0	0	62.0	55	23	20	5	0	20	1	64	.229	3	0	3	263
Marshall, E	0-2	5.56	11	0	0	0	4	2	0	1	11.1	14	7	7	1	0	4	1	7	.311	0	0	2	49
McRae, A	0-0	0.00	1	0	0	0	1	0	0	0	1.0	0	0	0	0	0	1	0	1	.000	0	0	0	4
Mendick, D	0-0	0.00	1	0	0	0	1	0	0	0	1.0	1	0	0	0	1	0	0	1	.250	0	0	0	5
Mercedes, Y	0-0	9.00	1	0	0	0	0	0	0	0	1.0	3	1	1	0	0	2	0	0	.600	0	0	0	7
Rodón, C	7-2	2.48	13	13	0	0	0	0	0	0	69.0	53	23	19	9	4	21	1	100	.206	3	0	2	288
Ruiz, J	0-3	2.97	32	0	0	0	12	2	0	1	36.1	26	14	12	4	0	16	1	40	.193	0	2	0	152
Tepera, R	0-0	0.00	9	0	0	0	3	3	1	1	8.2	2	0	0	0	0	2	0	13	.074	1	0	1	29
Wright Jr., M	0-0	6.52	6	0	0	0	2	0	0	0	9.2	10	7	7	0	1	6	0	8	.270	1	0	0	45
<b>SOX</b>	<b>40-41</b>	<b>3.93</b>	<b>81</b>	<b>81</b>	<b>0</b>	<b>6</b>	<b>81</b>	<b>41</b>	<b>22</b>	<b>33</b>	<b>686.1</b>	<b>636</b>	<b>333</b>	<b>300</b>	<b>76</b>	<b>21</b>	<b>252</b>	<b>12</b>	<b>770</b>	<b>.243</b>	<b>37</b>	<b>4</b>	<b>47</b>	<b>2923</b>

# WHITE SOX STATISTICS

## WHITE SOX IN DAY GAMES

Player	AVG	G	AB	R	H	TB	2B	3B	HR	RBI	BB	IBB	SO	SB	CS	OBP	SLG	OPS	SH	SF	HBP	GIDP
Abreu, J	.287	58	209	27	60	93	12	0	7	38	22	1	54	1	0	.372	.445	.817	0	6	10	11
Anderson, T	.340	47	200	39	68	102	13	0	7	25	9	0	54	9	3	.368	.510	.878	0	0	0	3
Burger, J	.316	6	19	1	6	9	1	1	0	1	4	0	7	0	0	.435	.474	.908	0	0	0	1
Cease, D	.000	1	3	0	0	0	0	0	0	0	0	0	1	0	0	.000	.000	.000	0	0	0	1
Collins, Z	.255	37	94	9	24	36	9	0	1	16	17	0	32	1	0	.369	.383	.752	1	0	0	1
Crochet, G	.000	1	0	0	0	0	0	0	0	0	0	0	0	0	0	.000	.000	.000	0	0	0	0
Eaton, A	.188	25	80	10	15	32	4	2	3	15	10	0	23	2	0	.293	.400	.694	4	0	2	4
Engel, A	.333	14	45	7	15	24	6	0	1	4	4	0	6	6	1	.423	.533	.956	0	0	3	3
García, L	.295	48	156	20	46	70	10	1	4	31	18	0	38	1	2	.367	.449	.816	2	2	1	5
González, L	.333	4	6	2	2	4	2	0	0	0	3	0	1	0	0	.556	.667	1.222	0	0	0	1
Gonzalez, R	.154	4	13	1	2	3	1	0	0	0	0	0	6	0	0	.154	.231	.385	0	0	0	1
Goodwin, B	.284	24	88	16	25	49	6	0	6	16	8	0	19	0	0	.344	.557	.901	1	0	0	0
Grandal, V	.184	35	103	18	19	34	3	0	4	13	33	0	35	0	0	.384	.330	.714	0	1	1	4
Hamilton, B	.206	30	63	12	13	26	5	1	2	3	1	0	22	4	0	.219	.413	.631	3	0	0	0
Hernández, C	.292	18	65	13	19	30	2	0	3	8	9	2	14	0	0	.378	.462	.840	0	0	0	4
Jiménez, E	.290	17	69	7	20	36	4	0	4	12	3	0	20	0	0	.319	.522	.841	0	0	0	4
Keuchel, D	.000	1	2	0	0	0	0	0	0	0	0	0	1	0	0	.000	.000	.000	0	0	0	0
Lamb, J	.206	25	68	11	14	25	2	0	3	8	13	0	22	0	0	.333	.368	.701	0	0	0	4
Lynn, L	.000	1	3	0	0	0	0	0	0	0	0	0	2	0	0	.000	.000	.000	0	0	0	0
Madrigal, N	.296	22	81	10	24	34	2	4	0	5	4	0	8	0	0	.329	.420	.749	0	0	0	1
Mendick, D	.221	33	77	5	17	20	3	0	0	5	9	0	18	0	0	.318	.260	.578	1	0	2	1
Mercedes, Y	.185	28	92	7	17	25	3	1	1	13	10	0	17	0	0	.272	.272	.544	0	0	1	5
Moncada, Y	.240	51	175	21	42	60	9	0	3	14	34	0	60	1	1	.365	.343	.708	0	1	1	3
Robert, L	.299	23	87	9	26	48	5	1	5	15	6	0	17	1	1	.354	.552	.906	0	1	2	2
Rodón, C	.000	1	2	0	0	0	0	0	0	0	0	0	1	0	0	.000	.000	.000	0	0	0	0
Sheets, G	.143	19	49	1	7	9	2	0	0	2	6	0	16	0	0	.246	.184	.429	0	1	1	2
Vaughn, A	.187	48	150	20	28	46	3	0	5	15	17	0	37	1	1	.275	.307	.582	0	2	2	3
Williams, N	.000	2	4	1	0	0	0	0	0	0	0	0	1	0	0	.200	.000	.200	0	0	1	1
Zavala, S	.176	13	34	3	6	11	2	0	1	3	1	0	15	0	0	.222	.324	.546	2	0	1	0
<b>SOX</b>	<b>.253</b>	<b>63</b>	<b>2037</b>	<b>270</b>	<b>515</b>	<b>826</b>	<b>109</b>	<b>11</b>	<b>60</b>	<b>262</b>	<b>241</b>	<b>3</b>	<b>547</b>	<b>27</b>	<b>9</b>	<b>.338</b>	<b>.405</b>	<b>.743</b>	<b>14</b>	<b>14</b>	<b>28</b>	<b>65</b>
<b>OPP</b>	<b>.233</b>	<b>63</b>	<b>2022</b>	<b>253</b>	<b>471</b>	<b>775</b>	<b>82</b>	<b>12</b>	<b>66</b>	<b>238</b>	<b>201</b>	<b>9</b>	<b>633</b>	<b>50</b>	<b>13</b>	<b>.305</b>	<b>.383</b>	<b>.688</b>	<b>4</b>	<b>22</b>	<b>19</b>	<b>34</b>

Pitcher	W-L	ERA	G	GS	CG	SHO	GF	HLD	SV	SVO	IP	H	R	ER	HR	HB	BB	IBB	SO	AVG	WP	BK	GIDP	TBF
Bummer, A	2-1	1.54	24	0	0	0	2	6	1	2	23.1	13	7	4	1	0	10	2	33	.169	1	0	3	88
Burdj, Z	0-0	4.50	2	0	0	0	0	0	0	0	4.0	5	3	2	1	1	2	0	4	.313	0	0	0	20
Burr, R	1-0	0.47	17	1	0	0	4	1	0	0	19.0	7	1	1	0	0	11	0	16	.119	4	0	3	72
Cease, D	4-2	3.00	12	12	0	0	0	0	0	0	63.0	52	24	21	6	2	29	0	81	.221	4	1	4	269
Crochet, G	0-2	3.92	20	0	0	0	3	7	0	0	20.2	14	12	9	1	1	13	2	22	.197	2	0	4	88
Foster, M	1-1	7.90	13	0	0	0	7	1	1	2	13.2	17	12	12	4	1	6	0	16	.309	0	1	1	64
Fry, J	0-1	18.00	3	0	0	0	0	0	0	0	4.0	8	8	8	1	1	5	0	2	.500	1	0	3	22
Giolito, L	6-6	4.31	13	13	0	0	0	0	0	0	71.0	71	37	34	12	1	26	0	88	.254	5	0	3	308
Gonzalez, R	0-0	0.00	1	0	0	0	1	0	0	0	0.1	0	0	0	0	0	0	0	1	.000	0	0	0	1
Hendriks, L	3-2	1.53	30	0	0	0	25	0	14	16	29.1	15	6	5	3	0	1	0	50	.146	2	0	0	104
Heur, C	1-1	6.48	18	0	0	0	1	6	0	0	16.2	20	12	12	3	1	4	0	17	.303	1	0	1	73
Keuchel, D	3-3	5.47	11	10	0	0	0	0	0	0	52.2	73	37	32	8	1	22	1	27	.326	2	0	7	248
Kimbrel, C	1-0	5.87	8	0	0	0	3	0	1	3	7.2	8	5	5	2	1	4	0	8	.276	0	0	0	35
Kopech, M	2-1	3.76	17	1	0	0	0	4	0	0	26.1	20	11	11	3	1	8	0	38	.208	1	0	2	107
Lambert, J	0-1	9.00	3	2	0	0	0	0	0	0	8.0	13	8	8	3	2	4	0	8	.371	0	1	1	41
López, R	04	5.47	8	5	0	0	0	0	0	0	24.2	29	19	15	5	0	7	0	27	.296	1	0	0	108
Lynn, L	51	1.26	10	1	1	0	0	0	0	0	57.0	34	9	8	4	0	13	1	70	.165	2	0	1	221
Marshall, E	00	2.70	7	0	0	0	0	3	0	1	6.2	5	2	2	0	0	3	0	9	.208	0	0	1	27
McRae, A	00	9.00	1	0	0	0	1	0	0	0	1.0	3	1	1	0	0	0	0	0	.500	0	0	0	6
Mendick, D	0-0	0.00	1	0	0	0	1	0	0	0	1.0	1	0	0	0	1	0	0	1	.250	0	0	0	5
Mercedes, Y	0-0	9.00	1	0	0	0	0	0	0	0	1.0	3	1	1	0	0	2	0	0	.600	0	0	0	7
Rodón, C	5-2	3.18	9	9	0	0	0	0	0	0	51.0	35	18	18	7	3	9	1	76	.188	3	0	0	201
Ruiz, J	0-1	3.33	25	0	0	0	11	3	0	0	24.1	16	11	9	2	0	18	1	27	.180	2	2	0	108
Stiever, J	0-0	--	1	0	0	0	0	0	0	0	0.0	4	3	3	0	0	0	0	0	1.000	0	0	0	4
Tepera, R	0-0	0.00	6	0	0	0	2	1	0	0	6.0	1	0	0	0	0	1	0	9	.050	2	0	0	21
Wright Jr., M	0-0	10.80	4	0	0	0	1	0	0	0	5.0	4	6	6	0	2	3	0	3	.235	0	0	0	23
<b>SOX</b>	<b>34-29</b>	<b>3.80</b>	<b>63</b>	<b>63</b>	<b>1</b>	<b>4</b>	<b>62</b>	<b>32</b>	<b>17</b>	<b>24</b>	<b>537.1</b>	<b>471</b>	<b>253</b>	<b>227</b>	<b>66</b>	<b>19</b>	<b>201</b>	<b>9</b>	<b>633</b>	<b>.233</b>	<b>33</b>	<b>5</b>	<b>34</b>	<b>2271</b>



# WHITE SOX STATISTICS

## WHITE SOX AT NIGHT

Player	AVG	G	AB	R	H	TB	2B	3B	HR	RBI	BB	IBB	SO	SB	CS	OBP	SLG	OPS	SH	SF	HBP	GDP
Abreu, J	.246	94	357	59	88	179	18	2	23	79	39	2	89	0	0	.337	.501	.839	0	4	12	17
Anderson, T	.291	76	327	55	95	145	16	2	10	36	13	1	65	9	4	.319	.443	.762	0	1	1	2
Burger, J	.211	9	19	4	4	9	2	0	1	2	0	0	8	0	0	.211	.474	.684	0	0	0	1
Collins, Z	.168	41	101	16	17	30	4	0	3	10	17	1	37	0	1	.294	.297	.591	0	0	1	3
Eaton, A	.211	33	109	23	23	33	4	0	2	13	10	0	32	0	0	.301	.303	.604	0	0	4	1
Engel, A	.205	25	78	14	16	37	3	0	6	14	7	0	25	1	0	.284	.474	.758	0	1	2	1
García, L	.251	78	259	40	65	86	12	3	1	23	23	0	59	5	0	.316	.332	.648	7	3	3	7
González, L	.000	2	2	0	0	0	0	0	0	0	0	0	1	0	0	.000	.000	.000	0	0	0	0
Gonzalez, R	.316	6	19	3	6	8	2	0	0	2	1	0	5	0	0	.350	.421	.771	0	0	0	0
Goodwin, B	.184	48	147	17	27	39	4	1	2	13	25	0	39	1	0	.305	.265	.570	0	1	1	2
Grandal, Y	.273	58	176	42	48	111	6	0	19	49	54	0	47	0	0	.441	.631	1.071	1	4	2	11
Hamilton, B	.234	41	64	11	15	22	3	2	0	8	3	0	25	0	0	.265	.344	.608	0	1	0	1
Hernández, C	.202	35	129	11	26	28	2	0	0	7	12	0	31	1	1	.273	.217	.490	0	1	1	1
Jiménez, E	.229	38	144	16	33	57	6	0	6	25	13	0	37	0	0	.296	.396	.691	0	1	1	4
Lamb, J	.222	18	45	9	10	19	0	0	3	5	4	0	16	0	0	.300	.422	.722	0	0	1	0
Madrigal, N	.311	32	119	20	37	51	8	0	2	16	7	0	9	1	2	.362	.429	.790	0	1	3	2
Mendick, D	.218	38	87	9	19	27	2	0	2	15	9	0	24	0	1	.289	.310	.599	0	1	0	0
Mercedes, Y	.324	40	148	19	48	72	6	0	6	24	10	1	29	0	1	.365	.486	.851	0	1	0	2
Moncada, Y	.275	93	345	53	95	154	24	1	11	47	50	1	97	2	1	.380	.446	.827	0	1	9	3
Robert, L	.356	45	188	33	67	108	17	0	8	28	8	1	44	5	0	.390	.574	.964	0	1	3	2
Sheets, G	.297	35	111	22	33	72	6	0	11	32	10	0	24	0	0	.361	.649	1.009	0	0	1	2
Tepera, R	.000	1	0	0	0	0	0	0	0	0	0	0	0	0	0	.000	.000	.000	0	0	0	0
Vaughn, A	.262	79	267	36	70	119	19	0	10	33	24	0	64	0	0	.329	.446	.775	0	3	4	11
Williams, N	.000	2	6	1	0	0	0	0	0	0	1	0	3	0	0	.250	.000	.250	0	0	1	0
Zavala, S	.186	24	59	12	11	24	1	0	4	12	5	0	26	0	0	.250	.407	.657	2	0	0	1

<b>SOX</b>	<b>.258</b>	<b>99</b>	<b>3320</b>	<b>526</b>	<b>858</b>	<b>1436</b>	<b>166</b>	<b>11</b>	<b>130</b>	<b>495</b>	<b>345</b>	<b>7</b>	<b>842</b>	<b>30</b>	<b>11</b>	<b>.335</b>	<b>.433</b>	<b>.768</b>	<b>10</b>	<b>25</b>	<b>50</b>	<b>74</b>
<b>OPP</b>	<b>.227</b>	<b>99</b>	<b>3238</b>	<b>383</b>	<b>734</b>	<b>1227</b>	<b>117</b>	<b>14</b>	<b>116</b>	<b>364</b>	<b>284</b>	<b>7</b>	<b>955</b>	<b>69</b>	<b>11</b>	<b>.294</b>	<b>.379</b>	<b>.673</b>	<b>11</b>	<b>22</b>	<b>32</b>	<b>66</b>

Pitcher	W-L	ERA	G	GS	CG	SHO	GF	HLD	SV	SVO	IP	H	R	ER	HR	HB	BB	IBB	SO	AVG	WP	BK	GDP	TBF
Bummer, A	3-4	4.91	38	0	0	0	4	15	1	6	33.0	29	21	18	2	4	19	1	42	.221	4	0	2	154
Burdí, Z	0-0	7.20	4	0	0	0	1	0	0	0	5.0	8	4	4	2	1	2	0	2	.381	0	0	0	25
Burr, R	1-1	4.58	17	0	0	0	4	2	0	1	17.2	21	10	9	3	1	10	0	17	.318	1	0	5	79
Cease, D	9-5	4.47	20	20	1	1	0	0	0	0	102.2	87	53	51	14	7	39	0	145	.224	9	1	3	439
Crochet, G	3-3	2.14	34	0	0	0	9	7	0	1	33.2	28	10	8	1	0	14	0	43	.222	2	0	1	142
Foster, M	1-0	4.97	24	0	0	0	10	1	0	0	25.1	26	15	14	5	1	7	0	24	.255	1	0	1	110
Fry, J	0-0	0.00	3	0	0	0	2	0	0	0	2.2	2	0	0	0	0	0	1	.250	1	0	2	9	
Giolito, L	5-3	3.01	18	18	1	0	0	0	0	0	107.2	74	37	36	15	1	26	1	113	.194	7	0	9	412
Hendriks, L	5-1	3.24	39	0	0	0	33	0	24	28	41.2	30	17	15	8	1	6	1	63	.194	4	0	2	163
Heuer, C	3-0	4.09	22	0	0	0	1	8	0	0	22.0	25	10	10	2	0	6	0	22	.291	2	0	2	93
Keuchel, D	6-6	5.19	21	20	0	0	0	0	0	0	109.1	116	68	63	17	6	37	0	68	.271	3	0	14	472
Kimbrel, C	1-2	4.70	16	0	0	0	5	6	0	1	15.1	10	8	8	3	2	6	1	28	.185	5	0	1	63
Kopech, M	2-2	3.35	27	3	0	0	1	11	0	1	43.0	34	16	16	6	0	16	0	65	.211	2	0	1	178
Lambert, J	1-0	1.80	1	1	0	0	0	0	0	0	5.0	3	1	1	0	0	2	0	2	.188	0	0	1	19
López, R	4-0	1.91	12	4	0	0	3	0	0	0	33.0	13	8	7	5	0	6	0	28	.121	0	0	1	114
Lynn, L	6-5	3.51	18	18	0	0	0	0	0	0	100.0	89	43	39	14	2	32	1	106	.233	3	0	5	420
Marshall, E	0-2	6.53	20	0	0	0	4	4	0	3	20.2	23	15	15	5	0	6	1	17	.299	0	0	3	86
McRae, A	0-0	0.00	1	0	0	0	1	0	0	0	1.0	0	0	0	0	0	0	1	.000	0	0	0	4	
Rodón, C	8-3	1.87	15	15	1	1	0	0	0	0	81.2	56	21	17	6	5	27	0	109	.190	4	0	5	333
Ruiz, J	1-2	2.88	34	0	0	0	12	1	0	1	40.2	35	15	13	6	0	7	0	36	.227	0	0	4	163
Tepera, R	0-0	3.75	16	0	0	0	2	5	1	2	13.0	12	5	5	1	1	6	1	15	.261	1	0	2	54
Wright Jr., M	0-1	3.46	9	0	0	0	4	0	0	0	12.0	13	6	5	1	0	8	0	8	.260	2	0	2	58

<b>SOX</b>	<b>59-40</b>	<b>3.68</b>	<b>99</b>	<b>99</b>	<b>3</b>	<b>9</b>	<b>96</b>	<b>60</b>	<b>26</b>	<b>44</b>	<b>866.0</b>	<b>734</b>	<b>383</b>	<b>354</b>	<b>116</b>	<b>32</b>	<b>284</b>	<b>7</b>	<b>955</b>	<b>.227</b>	<b>51</b>	<b>1</b>	<b>66</b>	<b>3590</b>
------------	--------------	-------------	-----------	-----------	----------	----------	-----------	-----------	-----------	-----------	--------------	------------	------------	------------	------------	-----------	------------	----------	------------	-------------	-----------	----------	-----------	-------------

# WHITE SOX STATISTICS

## WHITE SOX ON GRASS

Player	AVG	G	AB	R	H	TB	2B	3B	HR	RBI	BB	IBB	SO	SB	CS	OBP	SLG	OPS	SH	SF	HBP	GIDP
Abreu, J	.256	142	527	80	135	251	28	2	28	105	58	3	132	1	0	.347	.476	.824	0	8	20	27
Anderson, T	.306	118	504	86	154	234	28	2	16	57	21	1	113	18	7	.334	.464	.798	0	1	1	5
Burger, J	.263	15	38	5	10	18	3	1	1	3	4	0	15	0	0	.333	.474	.807	0	0	0	2
Cease, D	.375	3	8	1	3	4	1	0	0	0	0	0	3	0	0	.375	.500	.875	0	0	0	1
Collins, Z	.213	73	183	24	39	63	12	0	4	26	33	1	66	1	1	.336	.344	.681	1	0	1	4
Eaton, A	.201	58	189	33	38	65	8	2	5	28	20	0	55	2	0	.298	.344	.642	4	0	6	5
Engel, A	.252	39	123	21	31	61	9	0	7	18	11	0	31	7	1	.336	.496	.832	0	1	5	4
García, L	.260	121	396	56	103	146	20	4	5	50	39	0	94	4	2	.329	.369	.698	9	5	4	12
Giolito, L	.250	2	4	0	1	1	0	0	0	0	0	0	3	0	0	.250	.250	.500	0	0	0	0
González, L	.250	6	8	2	2	4	2	0	0	0	3	0	2	0	0	.455	.500	.954	0	0	0	1
Gonzalez, R	.200	7	20	2	4	5	1	0	0	1	0	0	10	0	0	.200	.250	.450	0	0	0	1
Goodwin, B	.227	65	207	31	47	82	9	1	8	29	31	0	49	1	0	.329	.396	.725	1	1	1	1
Grandul, V	.243	90	268	58	65	137	9	0	21	60	84	0	81	0	0	.422	.511	.933	1	5	3	15
Hamilton, B	.228	69	123	21	28	48	8	3	2	11	3	0	46	9	0	.244	.390	.634	3	1	0	1
Hernández, C	.235	45	162	20	38	47	3	0	2	11	19	2	36	1	1	.317	.290	.607	0	1	1	4
Jiménez, E	.259	46	174	22	45	82	10	0	9	33	15	0	46	0	0	.316	.471	.787	0	1	0	8
Keuchel, D	.000	1	2	0	0	0	0	0	0	0	0	0	1	0	0	.000	.000	.000	0	0	0	0
Kopech, M	.000	4	1	0	0	0	0	0	0	0	0	0	0	0	0	.000	.000	.000	0	0	0	0
Lamb, J	.214	40	103	20	22	42	2	0	6	13	17	0	34	0	0	.331	.408	.738	0	0	1	2
Lynn, L	.200	2	5	0	1	1	0	0	0	2	0	0	3	0	0	.200	.200	.400	0	0	0	0
Madrigal, N	.305	54	200	30	61	85	10	4	2	21	11	0	17	1	2	.349	.425	.774	0	1	3	3
Mendick, D	.209	67	148	14	31	40	3	0	2	19	18	0	41	0	1	.302	.270	.572	1	1	2	1
Mercedes, Y	.271	68	240	26	65	97	9	1	7	37	20	0	46	0	1	.328	.404	.732	0	1	1	7
Moncada, Y	.261	135	486	70	127	198	30	1	13	58	79	0	144	3	2	.373	.407	.781	0	2	9	5
Robert, L	.339	60	239	38	81	138	19	1	12	37	13	1	52	6	1	.380	.577	.957	0	2	4	4
Rodón, C	.000	2	3	0	0	0	0	0	0	0	0	0	1	0	0	.000	.000	.000	0	0	0	0
Ruiz, J	.000	4	1	0	0	0	0	0	0	0	0	0	0	0	0	.000	.000	.000	0	0	0	0
Sheets, G	.252	51	155	22	39	79	7	0	11	34	12	0	38	0	0	.312	.510	.821	0	1	2	4
Vaughn, A	.242	121	393	55	95	162	22	0	15	47	39	0	97	1	1	.316	.412	.728	0	5	6	12
Williams, N	.000	4	10	2	0	0	0	0	0	0	1	0	4	0	0	.231	.000	.231	0	0	2	1
Zavala, S	.184	32	76	13	14	28	2	0	4	13	6	0	31	0	0	.253	.368	.621	4	0	1	1

SOX	.256	152	4996	752	1279	2118	255	22	180	713	557	9	1291	55	20	.337	.424	.761	24	37	73	131
OPP	.228	152	4924	596	1121	1884	183	23	178	564	458	12	1497	108	22	.297	.383	.680	14	41	48	95

Pitcher	W-L	ERA	G	GS	SHO	GF	HLD	SV	SVO	IP	H	R	ER	HR	HB	BB	SO	AVG	WP	BK	GIDP	TBF		
Bummer, A	5-4	3.19	58	0	0	0	6	21	2	7	53.2	36	24	19	3	3	27	2	70	.186	5	0	5	225
Burdí, Z	0-0	6.00	6	0	0	0	1	0	0	0	9.0	13	7	6	3	2	4	0	6	.351	0	0	0	45
Burr, R	2-1	2.34	32	1	0	0	7	3	0	1	34.2	24	10	9	3	1	20	0	31	.207	5	0	8	140
Cease, D	11-7	4.16	30	30	1	1	0	0	0	0	153.2	131	76	71	19	9	65	0	209	.226	13	2	6	662
Crochet, G	3-5	2.52	50	0	0	0	12	13	0	1	50.0	40	19	14	2	1	24	1	60	.219	4	0	5	213
Foster, M	2-1	6.00	37	0	0	0	17	2	1	2	39.0	43	27	26	9	2	13	0	40	.274	1	1	2	174
Fry, J	0-1	12.71	5	0	0	0	1	0	0	0	5.2	9	8	8	1	1	5	0	3	.429	2	0	4	27
Giolito, L	10-9	3.70	28	28	1	0	0	0	0	0	160.1	131	70	66	26	2	50	1	183	.220	12	0	11	650
Gonzalez, R	0-0	0.00	1	0	0	0	1	0	0	0	0.1	0	0	0	0	0	0	0	1	.000	0	0	0	1
Hendriks, L	7-3	2.50	67	0	0	0	57	0	37	43	68.1	42	22	19	11	1	6	1	111	.169	6	0	1	256
Heuer, C	4-1	5.12	40	0	0	0	2	14	0	0	38.2	45	22	22	5	1	10	0	39	.296	3	0	3	166
Keuchel, D	9-8	5.10	31	29	0	0	0	0	0	0	157.0	180	99	89	25	7	57	0	92	.287	5	0	21	694
Kimbrel, C	2-1	5.12	20	0	0	0	5	5	0	3	19.1	16	11	11	5	3	7	0	30	.229	2	0	1	82
Kopech, M	4-3	3.00	40	4	0	0	1	15	0	1	66.0	46	22	22	8	0	24	1	98	.192	3	0	3	266
Lambert, J	1-1	6.23	4	3	0	0	0	0	0	0	13.0	16	9	9	3	2	6	0	10	.314	0	1	2	60
López, R	4-3	3.19	19	8	0	0	3	0	0	0	53.2	36	24	19	10	0	13	0	51	.191	1	0	1	205
Lynn, L	11-5	2.80	26	26	1	1	0	0	0	0	144.2	113	49	45	18	2	43	2	167	.209	5	0	5	591
Marshall, E	0-2	5.60	27	0	0	0	4	7	0	4	27.1	28	17	17	5	0	9	1	26	.277	0	0	4	113
McRae, A	0-0	4.50	2	0	0	0	2	0	0	0	2.0	3	1	1	0	0	1	0	1	.333	0	0	0	10
Mendick, D	0-0	0.00	1	0	0	0	1	0	0	0	1.0	1	0	0	0	1	0	0	1	.250	0	0	0	5
Mercedes, Y	0-0	9.00	1	0	0	0	0	0	0	0	1.0	3	1	1	0	0	2	0	0	.600	0	0	0	7
Rodón, C	12-5	2.33	23	23	1	1	0	0	0	0	127.2	86	37	33	12	7	35	1	182	.187	7	0	5	512
Ruiz, J	1-3	2.92	55	0	0	0	21	4	0	1	61.2	48	24	20	8	0	22	1	60	.210	2	1	4	254
Stiever, J	0-0	--	1	0	0	0	0	0	0	0	0.0	4	3	3	0	0	0	0	0	1.000	0	0	0	4
Tepera, R	0-0	3.00	19	0	0	0	3	5	0	1	15.0	13	5	5	1	1	6	1	18	.228	3	0	2	65
Wright Jr., M	0-1	5.27	11	0	0	0	4	0	0	0	13.2	14	9	8	1	2	9	0	8	.264	2	0	2	64

SOX	88-64	3.71	152	152	4	12	148	89	40	64	1316.1	1121	596	543	178	48	458	12	1497	.228	81	5	95	5491
-----	-------	------	-----	-----	---	----	-----	----	----	----	--------	------	-----	-----	-----	----	-----	----	------	------	----	---	----	------

# WHITE SOX STATISTICS

## WHITE SOX ON ARTIFICIAL TURF

Player	AVG	G	AB	R	H	TB	2B	3B	HR	RBI	BB	IBB	SO	SB	CS	OBP	SLG	OPS	SH	SF	HBP	GIDP
Abreu, J	.321	7	28	4	9	16	1	0	2	8	2	0	8	0	0	.375	.571	.946	0	1	1	1
Anderson, T	.400	3	15	5	6	9	0	0	1	4	0	0	5	0	0	.400	.600	1.000	0	0	0	0
Collins, Z	.125	4	8	1	1	1	0	0	0	0	1	0	3	0	0	.222	.125	.347	0	0	0	0
Garcia, L	.545	3	11	3	6	7	1	0	0	2	1	0	3	2	0	.583	.636	1.220	0	0	0	0
Goodwin, B	.208	6	24	2	5	6	1	0	0	2	0	0	8	0	0	.269	.250	.519	0	0	0	0
Hernández, C	.208	6	24	3	5	8	0	0	1	1	1	0	7	0	0	.240	.333	.573	0	0	0	1
Jiménez, E	.226	7	31	1	7	10	0	0	1	3	0	0	9	0	0	.250	.323	.573	0	0	1	0
Lamb, J	.200	3	10	2	2	2	0	0	0	0	0	0	4	0	0	.200	.200	.400	0	0	0	2
Mendick, D	.313	4	16	0	5	7	2	0	0	1	0	0	1	0	0	.313	.438	.750	0	0	0	0
Moncada, Y	.391	6	23	3	9	14	2	0	1	3	2	1	8	0	0	.462	.609	1.070	0	0	1	0
Robert, L	.308	6	26	3	8	13	2	0	1	3	1	0	6	0	0	.357	.500	.857	0	0	1	0
Vaughn, A	.125	6	24	1	3	3	0	0	0	1	2	0	4	0	0	.192	.125	.317	0	0	0	2
Zavala, S	.176	5	17	2	3	7	1	0	1	2	0	0	10	0	0	.176	.412	.588	0	0	0	0
<b>SOX</b>	<b>.268</b>	<b>7</b>	<b>257</b>	<b>28</b>	<b>69</b>	<b>103</b>	<b>10</b>	<b>0</b>	<b>8</b>	<b>28</b>	<b>12</b>	<b>1</b>	<b>76</b>	<b>2</b>	<b>0</b>	<b>.310</b>	<b>.401</b>	<b>.711</b>	<b>0</b>	<b>1</b>	<b>4</b>	<b>6</b>
<b>OPP</b>	<b>.251</b>	<b>7</b>	<b>239</b>	<b>36</b>	<b>60</b>	<b>93</b>	<b>15</b>	<b>3</b>	<b>4</b>	<b>34</b>	<b>18</b>	<b>4</b>	<b>61</b>	<b>5</b>	<b>2</b>	<b>.307</b>	<b>.389</b>	<b>.696</b>	<b>0</b>	<b>2</b>	<b>2</b>	<b>2</b>

Pitcher	W-L	ERA	G	GS	CG	SHO	GF	HLD	SV	SVO	IP	H	R	ER	HR	HB	BB	IBB	SO	AVG	WP	BK	GIDP	TBF
Bummer, A	0-1	27.00	2	0	0	0	0	0	0	1	1.0	5	4	3	0	0	2	1	2	.625	0	0	0	10
Burr, R	0-0	9.00	1	0	0	0	1	0	0	0	1.0	3	1	1	0	0	0	0	0	.600	0	0	0	6
Cease, D	1-0	1.29	1	1	0	0	0	0	0	0	7.0	4	1	1	1	0	1	0	7	.167	0	0	1	25
Crochet, G	0-0	7.36	3	0	0	0	0	1	0	0	3.2	1	3	3	0	0	3	1	5	.083	0	0	0	15
Giolito, L	0-0	2.08	2	2	0	0	0	0	0	0	13.0	8	3	3	1	0	1	0	14	.174	0	0	0	48
Hendriks, L	1-0	3.38	2	0	0	0	1	0	1	1	2.2	3	1	1	0	0	1	0	2	.300	0	0	1	11
Keuchel, D	0-1	10.80	1	1	0	0	0	0	0	0	5.0	9	6	6	0	0	2	1	3	.375	0	0	0	26
Kimbrel, C	0-1	6.75	3	0	0	0	2	1	1	1	2.2	2	2	2	0	0	2	1	4	.200	3	0	0	12
Kopech, M	0-0	33.75	2	0	0	0	0	0	0	0	1.1	6	5	5	1	1	0	0	2	.600	0	0	0	11
López, R	0-1	6.75	1	1	0	0	0	0	0	0	4.0	6	3	3	0	0	0	0	4	.353	0	0	0	17
Lynn, L	0-0	1.29	1	1	0	0	0	0	0	0	7.0	4	1	1	0	0	0	0	4	.154	0	0	0	26
Rodón, C	1-0	3.60	1	1	0	0	0	0	0	0	5.0	5	2	2	1	1	1	0	3	.250	0	0	0	22
Ruiz, J	0-0	7.71	3	0	0	0	2	0	0	0	2.1	2	2	2	0	0	3	0	3	.200	0	1	0	13
Tepera, R	0-0	0.00	3	0	0	0	1	1	1	1	3.0	0	0	0	0	0	1	0	6	.000	0	0	0	10
Wright Jr., M	0-0	7.71	1	0	0	0	0	0	0	0	2.1	2	2	2	0	0	1	0	2	.250	0	0	0	9
<b>SOX</b>	<b>3-4</b>	<b>5.16</b>	<b>7</b>	<b>7</b>	<b>0</b>	<b>0</b>	<b>7</b>	<b>3</b>	<b>3</b>	<b>4</b>	<b>61.0</b>	<b>60</b>	<b>36</b>	<b>35</b>	<b>4</b>	<b>2</b>	<b>18</b>	<b>4</b>	<b>61</b>	<b>.251</b>	<b>3</b>	<b>1</b>	<b>2</b>	<b>261</b>

# WHITE SOX STATISTICS

## WHITE SOX VS. LEFT-HANDERS

Player	AVG	G	AB	R	H	TB	2B	3B	HR	RBI	BB	IBB	SO	SB	CS	OBP	SLG	OPS	SH	SF	HBP	GIDP
Abreu, J	.294	72	136		40	82	7	1	11	30	11	0	29			.366	.603	.969	0	1	5	6
Anderson, T	.319	62	138		44	67	9	1	4	16	5	1	30			.343	.486	.828	0	0	0	3
Burger, J	.091	7	11		1	1	0	0	0	0	2	0	4			.231	.091	.322	0	0	0	0
Collins, Z	.176	37	51		9	14	2	0	1	6	7	0	21			.276	.275	.550	1	0	0	0
Eaton, A	.156	26	32		5	7	2	0	0	2	2	0	8			.206	.219	.425	0	0	0	0
Engel, A	.200	22	45		9	17	2	0	2	3	2	0	11			.265	.378	.643	0	0	2	1
García, L	.282	78	124		35	47	7	1	1	20	7	0	33			.319	.379	.698	4	3	1	4
Giolito, L	.500	1	2		1	1	0	0	0	0	0	0	1			.500	.500	1.000	0	0	0	0
González, L	.000	1	1		0	0	0	0	0	0	1	0	0			.500	.000	.500	0	0	0	0
Gonzalez, R	.400	5	10		4	7	3	0	0	1	0	0	5			.400	.700	1.100	0	0	0	0
Goodwin, B	.136	37	59		8	8	0	0	0	6	5	0	18			.200	.136	.336	1	1	0	0
Grandal, Y	.266	52	64		17	35	0	0	6	16	29	0	21			.484	.547	1.031	1	2	0	3
Hamilton, B	.229	31	48		11	24	3	2	2	5	2	0	19			.260	.500	.760	1	0	0	0
Hernández, C	.212	30	52		11	19	2	0	2	5	4	0	10			.268	.365	.633	0	0	0	5
Jiménez, E	.170	28	53		9	17	2	0	2	6	5	0	16			.254	.321	.575	0	0	1	1
Lamb, J	.333	14	15		5	6	1	0	0	3	2	0	4			.412	.400	.812	0	0	0	0
Madrigal, N	.373	32	59		22	34	4	1	2	5	4	0	4			.413	.576	.989	0	0	0	2
Mendick, D	.219	42	73		16	19	0	0	1	8	7	0	20			.288	.260	.548	0	0	0	1
Mercedes, Y	.338	34	65		22	34	4	1	2	11	5	1	6			.386	.523	.909	0	0	0	0
Moncada, Y	.252	75	135		34	48	8	0	2	10	13	0	51			.344	.356	.700	0	0	6	0
Robert, L	.397	33	63		25	50	7	0	6	16	4	1	13			.441	.794	1.235	0	0	1	1
Sheets, G	.111	15	18		2	2	0	0	0	2	1	0	8			.158	.111	.269	0	0	0	0
Vaughn, A	.269	69	119		32	66	10	0	8	17	21	0	32			.383	.555	.938	0	0	1	5
Zavala, S	.125	13	24		3	7	1	0	1	4	5	0	13			.300	.292	.592	0	0	1	0

<b>SOX</b>	<b>.261</b>	<b>121</b>	<b>1397</b>		<b>365</b>	<b>612</b>	<b>74</b>	<b>7</b>	<b>53</b>	<b>192</b>	<b>144</b>	<b>3</b>	<b>377</b>			<b>.337</b>	<b>.438</b>	<b>.775</b>	<b>8</b>	<b>7</b>	<b>18</b>	<b>32</b>
<b>OPP</b>	<b>.226</b>	<b>162</b>	<b>2086</b>		<b>471</b>	<b>784</b>	<b>76</b>	<b>15</b>	<b>69</b>	<b>229</b>	<b>188</b>	<b>4</b>	<b>659</b>			<b>.295</b>	<b>.376</b>	<b>.670</b>	<b>5</b>	<b>15</b>	<b>22</b>	<b>26</b>

Player	AVG	G	AB	R	H	TB	2B	3B	HR	RBI	BB	IBB	SO	SB	CS	OBP	SLG	OPS	SH	SF	HBP	GIDP
Bummer, A	.151	73			11	11	0	0	0	4	2	0	32			.173	.151	.324	0	0	0	2
Burdi, Z	.222	18			4	7	0	0	1	2	1	0	4			.263	.389	.652	0	0	0	0
Burr, R	.246	57			14	21	1	0	2	7	15	0	14			.397	.368	.766	0	1	0	3
Cease, D	.226	310			70	116	7	3	11	35	30	0	113			.304	.374	.678	0	3	6	3
Crochet, G	.171	70			12	14	2	0	0	4	12	0	25			.301	.200	.501	1	0	1	1
Foster, M	.286	70			20	31	2	0	3	14	3	0	18			.333	.443	.776	0	0	2	1
Fry, J	.429	7			3	3	0	0	0	1	0	0	1			.429	.429	.857	0	0	0	1
Giolito, L	.221	312			69	113	13	2	9	30	29	0	97			.287	.362	.649	1	3	1	4
Hendriks, L	.133	128			17	35	3	0	5	10	3	1	58			.159	.273	.432	0	0	1	1
Heuer, C	.328	61			20	41	5	2	4	10	0	0	16			.339	.672	1.011	1	0	1	2
Keuchel, D	.304	135			41	63	6	2	4	17	11	0	28			.361	.467	.827	0	0	1	1
Kimbrel, C	.250	28			7	16	1	1	2	7	3	0	8			.371	.571	.943	0	1	3	0
Kopech, M	.176	108			19	40	2	2	5	9	7	1	54			.222	.370	.593	0	2	0	1
Lambert, J	.300	20			6	9	0	0	1	4	5	0	4			.464	.450	.914	0	1	2	0
López, R	.219	96			21	41	6	1	4	11	7	0	22			.269	.427	.696	0	1	0	1
Lynn, L	.227	291			66	109	13	0	10	28	31	1	84			.302	.375	.677	0	1	1	3
Marshall, E	.205	39			8	15	2	1	1	8	5	0	9			.289	.385	.6746	1	1	0	0
McRae, A	.400	5			2	2	0	0	0	1	0	0	1			.400	.400	.800	0	0	0	0
Mendick, D	.000	1			0	0	0	0	0	0	0	0	1			.500	.000	.500	0	0	1	0
Mercedes, Y	1.000	1			1	1	0	0	0	0	2	0	0			1.000	1.000	2.000	0	0	0	0
Rodón, C	.240	104			25	33	3	1	1	5	5	0	35			.275	.317	.592	1	0	0	0
Ruiz, J	.208	101			21	47	8	0	6	18	12	1	22			.289	.465	.755	0	1	0	0
Stiever, J	1.000	3			3	3	0	0	0	1	0	0	0			1.000	1.000	2.000	0	0	0	0
Tepera, R	.208	24			5	6	1	0	0	2	1	0	8			.269	.250	.519	0	0	1	2
Wright Jr., M	.250	24			6	7	1	0	0	1	4	0	5			.379	.292	.671	0	0	1	0

<b>SOX</b>	<b>.226</b>	<b>2086</b>			<b>471</b>	<b>784</b>	<b>76</b>	<b>15</b>	<b>69</b>	<b>229</b>	<b>188</b>	<b>4</b>	<b>659</b>			<b>.295</b>	<b>.376</b>	<b>.670</b>	<b>5</b>	<b>15</b>	<b>22</b>	<b>26</b>
------------	-------------	-------------	--	--	------------	------------	-----------	-----------	-----------	------------	------------	----------	------------	--	--	-------------	-------------	-------------	----------	-----------	-----------	-----------

# WHITE SOX STATISTICS

## WHITE SOX VS. RIGHT-HANDERS

Player	AVG	G	AB	R	H	TB	2B	3B	HR	RBI	BB	IBB	SO	SB	CS	OBP	SLG	OPS	SH	SF	HBP	GDP
Abreu, J	.251	147	430	108	190	23	1	19	87	50	3	114				.346	.442	.788	0	9	17	22
Anderson, J	.306	118	389	119	180	20	1	13	45	17	0	89				.336	.463	.798	0	1	1	2
Burger, T	.333	12	27	9	17	3	1	1	3	2	0	11				.379	.630	1.009	0	0	0	2
Cease, D	.375	3	8	3	4	1	0	0	0	0	0	3				.375	.500	.875	0	0	0	1
Collins, Z	.222	71	144	32	52	11	0	3	20	27	1	48				.349	.361	.710	0	0	1	4
Eaton, A	.210	57	157	33	58	6	2	5	26	18	0	47				.315	.369	.684	4	0	6	5
Engel, A	.282	31	78	22	44	7	0	5	15	9	0	20				.374	.564	.938	0	1	3	3
García, L	.261	116	291	76	109	15	3	4	34	34	0	64				.342	.375	.717	5	2	3	8
Giolito, L	.000	1	2	0	0	0	0	0	0	0	0	2				.000	.000	.000	0	0	0	0
González, L	.286	4	7	2	4	2	0	0	0	2	0	2				.444	.571	1.016	0	0	0	1
Gonzalez, R	.182	7	22	4	4	0	0	0	1	1	0	6				.217	.182	.399	0	0	0	1
Goodwin, B	.250	67	176	44	80	10	1	8	23	28	0	40				.356	.455	.811	0	0	1	2
Grandal, Y	.233	87	215	50	110	9	0	17	46	58	0	61				.398	.512	.910	0	3	3	12
Hamilton, B	.215	46	79	17	24	5	1	0	6	2	0	28				.232	.304	.536	2	1	0	1
Hernández, C	.239	51	142	34	39	2	0	1	10	17	2	35				.323	.275	.598	0	1	1	0
Jiménez, E	.275	51	160	44	76	8	0	8	31	11	0	41				.320	.475	.795	0	1	0	7
Keuchel, D	.000	1	2	0	0	0	0	0	0	0	0	1				.000	.000	.000	0	0	0	0
Kopech, M	.000	1	1	0	0	0	0	0	0	0	0	0				.000	.000	.000	0	0	0	0
Lamb, J	.194	41	98	19	38	1	0	6	10	15	0	34				.307	.388	.695	0	0	1	4
Lynn, L	.200	2	5	1	1	0	0	0	2	0	0	3				.200	.200	.400	0	0	0	0
Madrigal, N	.277	53	141	39	51	6	3	0	16	7	0	13				.322	.362	.684	0	1	3	1
Mendick, D	.220	45	91	20	28	5	0	1	12	11	0	22				.314	.308	.622	1	1	2	0
Mercedes, Y	.246	64	175	43	63	5	0	5	26	15	0	40				.307	.360	.667	0	1	1	7
Moncada, Y	.268	138	385	103	166	25	1	12	51	71	1	106				.385	.431	.816	0	2	4	6
Robert, L	.321	66	212	68	106	15	1	7	27	10	0	48				.360	.500	.860	0	2	4	3
Rodón, C	.000	2	3	0	0	0	0	0	0	0	0	1				.000	.000	.000	0	0	0	0
Ruiz, J	.000	1	1	0	0	0	0	0	0	0	0	0				.000	.000	.000	0	0	0	0
Sheets, G	.268	54	142	38	79	8	0	11	32	15	0	32				.344	.556	.900	0	1	2	4
Vaughn, A	.221	118	298	66	99	12	0	7	31	20	0	69				.277	.332	.610	0	5	5	9
Williams, N	.000	4	10	0	0	0	0	0	0	1	0	4				.231	.000	.231	0	0	2	1
Zavala, S	.203	27	69	14	28	2	0	4	11	1	0	28				.214	.406	.620	4	0	0	1
<b>SOX</b>	<b>.255</b>	<b>161</b>	<b>3960</b>	<b>1008</b>	<b>1650</b>	<b>201</b>	<b>15</b>	<b>137</b>	<b>565</b>	<b>442</b>	<b>7</b>	<b>1012</b>				<b>.336</b>	<b>.417</b>	<b>.753</b>	<b>16</b>	<b>32</b>	<b>60</b>	<b>107</b>
<b>OPP</b>	<b>.231</b>	<b>162</b>	<b>3174</b>	<b>734</b>	<b>1218</b>	<b>123</b>	<b>11</b>	<b>113</b>	<b>373</b>	<b>296</b>	<b>12</b>	<b>929</b>				<b>.300</b>	<b>.384</b>	<b>.684</b>	<b>10</b>	<b>29</b>	<b>29</b>	<b>74</b>
Player	AVG	G	AB	R	H	TB	2B	3B	HR	RBI	BB	IBB	SO	SB	CS	OBP	SLG	OPS	SH	SF	HBP	GDP
Bummer, A	.230	135	31	41	1	0	3	18	27	3	43					.371	.304	.675	0	1	4	3
Burdí, Z	.474	19	9	16	1	0	2	6	3	0	2					.538	.842	1.381	0	2	2	0
Burr, R	.206	68	14	19	2	0	1	8	6	0	19					.276	.279	.556	2	1	1	5
Cease, D	.220	313	69	111	15	0	9	35	38	0	113					.307	.355	.662	1	4	3	4
Crochet, G	.236	127	30	43	5	1	2	17	15	2	40					.313	.339	.651	1	2	0	4
Foster, M	.264	87	23	44	3	0	6	16	10	0	22					.333	.506	.839	0	2	0	1
Fry, J	.412	17	7	10	0	0	1	5	6	0	2					.583	.588	1.172	0	0	1	4
Giolito, L	.217	350	76	148	14	2	18	33	23	1	104					.267	.423	.690	0	0	1	8
Gonzalez, R	.000	1	0	0	0	0	0	0	0	0	1					.000	.000	.000	0	0	0	0
Hendriks, L	.215	130	28	47	1	0	6	16	4	0	55					.239	.362	.600	0	0	0	1
Heuer, C	.275	91	25	29	1	0	1	8	9	0	23					.337	.319	.655	1	1	0	1
Keuchel, D	.286	517	148	245	28	3	21	74	48	1	67					.353	.474	.827	0	1	6	20
Kimbrel, C	.200	55	11	22	2	0	3	5	7	1	28					.286	.400	.686	0	1	0	1
Kopech, M	.235	149	35	56	5	2	4	16	17	0	49					.315	.376	.691	0	1	1	2
Lambert, J	.323	31	10	19	3	0	2	5	1	0	6					.344	.613	.957	0	0	0	2
López, R	.193	109	21	45	6	0	6	15	6	0	33					.229	.413	.642	0	3	0	0
Lynn, L	.192	297	57	90	7	1	8	18	14	1	92					.230	.303	.533	2	1	1	3
Marshall, E	.323	62	20	37	5	0	4	17	4	1	17					.358	.597	.955	0	1	0	4
McRae, A	.250	4	1	1	0	0	0	0	1	0	0					.400	.250	.650	0	0	0	0
Mendick, D	.333	3	1	1	0	0	0	0	0	0	0					.333	.333	.667	0	0	0	0
Mercedes, Y	.500	4	2	3	1	0	0	1	0	0	0					.500	.750	1.250	0	0	0	0
Rodón, C	.175	377	66	114	12	0	12	33	31	1	150					.249	.302	.552	2	5	8	5
Ruiz, J	.211	142	30	42	6	0	2	18	13	0	41					.276	.296	.571	1	1	0	4
Stiever, J	1.000	1	1	1	0	0	0	0	0	0	0					1.000	1.000	2.000	0	0	0	0
Tepera, R	.190	42	8	16	1	2	1	5	6	1	16					.286	.381	.667	0	1	0	0
Wright Jr., M	.256	43	11	18	4	0	1	4	7	0	6					.365	.419	.784	0	1	1	2
<b>CWS</b>	<b>.231</b>	<b>3174</b>	<b>734</b>	<b>1218</b>	<b>123</b>	<b>11</b>	<b>113</b>	<b>373</b>	<b>296</b>	<b>12</b>	<b>929</b>					<b>.300</b>	<b>.384</b>	<b>.684</b>	<b>10</b>	<b>29</b>	<b>29</b>	<b>74</b>

# AMERICAN LEAGUE STATISTICS

## AMERICAN LEAGUE CLUB BATTING

Club	AVG	G	AB	R	H	TB	2B	3B	HR	RBI	BB	SO	SB	CS	OBP	SLG	OPS	SH	SF	HBP	GDP	LOB
Houston	.267	162	5593	863	1496	2486	299	14	221	834	569	1222	53	16	.339	.444	.784	9	54	64	136	1159
Toronto	.266	162	5476	846	1455	2552	285	13	262	816	496	1218	81	20	.330	.466	.796	10	35	51	112	1056
Boston	.261	162	5495	829	1434	2467	330	23	219	783	512	1386	40	21	.328	.449	.777	10	42	61	100	1093
<b>White Sox</b>	<b>.256</b>	<b>162</b>	<b>5357</b>	<b>796</b>	<b>1373</b>	<b>2262</b>	<b>275</b>	<b>22</b>	<b>190</b>	<b>757</b>	<b>586</b>	<b>1389</b>	<b>57</b>	<b>20</b>	<b>.336</b>	<b>.422</b>	<b>.758</b>	<b>24</b>	<b>39</b>	<b>78</b>	<b>139</b>	<b>1125</b>
Kansas City	.249	162	5427	686	1349	2147	251	29	163	647	421	1258	124	33	.306	.396	.702	31	52	55	100	1050
Los Angeles	.245	162	5437	723	1331	2212	265	23	190	691	464	1394	79	26	.310	.407	.717	30	25	59	107	1029
Tampa Bay	.242	162	5507	857	1335	2359	288	35	222	810	585	1542	88	42	.321	.428	.749	6	41	72	75	1085
Detroit	.242	162	5376	697	1299	2146	236	37	179	675	490	1514	88	25	.308	.399	.707	17	50	44	113	1031
Minnesota	.241	162	5431	729	1311	2300	271	17	228	690	525	1405	54	15	.314	.423	.738	7	42	70	122	1092
Baltimore	.239	162	5420	659	1296	2177	266	15	195	632	451	1454	54	23	.304	.402	.705	14	31	65	105	1046
Cleveland	.238	162	5332	717	1269	2170	248	22	203	686	453	1387	109	17	.303	.407	.710	20	36	64	105	987
Oakland	.238	162	5395	743	1283	2189	271	19	199	698	545	1349	88	20	.316	.406	.722	17	49	98	99	1084
New York	.237	162	5331	711	1266	2169	213	12	222	666	621	1482	63	18	.322	.407	.729	10	34	63	154	1097
Texas	.232	162	5405	625	1254	2028	225	24	167	598	433	1381	106	29	.294	.375	.670	16	31	58	113	1007
Seattle	.226	162	5355	697	1209	2061	233	11	199	673	535	1492	64	24	.303	.385	.688	9	36	72	92	1040

## AMERICAN LEAGUE CLUB PITCHING

Club	W-L	ERA	G	GS	CG	SHO	GF	HLD	SV	SVO	IP	H	R	ER	HR	HB	BB	SO	WP	BK	WHIP	AVG
Tampa Bay	100-62	3.67	162	162	1	13	161	93	42	64	1455.2	1264	651	593	184	55	436	1478	64	6	1.17	.232
White Sox	93-69	3.73	162	162	4	13	158	92	43	68	1403.1	1205	636	581	182	51	485	1588	84	6	1.20	.229
New York	92-70	3.74	162	162	3	13	159	85	47	73	1435.1	1243	669	596	196	56	492	1569	85	8	1.21	.231
Houston	95-67	3.76	162	162	2	8	160	69	34	61	1445.0	1229	658	604	187	70	549	1456	72	4	1.23	.228
Toronto	91-71	3.91	162	162	1	14	161	64	34	52	1405.1	1257	663	610	209	75	473	1468	54	4	1.23	.236
Oakland	86-76	4.02	162	162	3	11	159	71	39	67	1433.0	1362	687	640	191	64	439	1332	63	2	1.26	.247
Boston	92-70	4.26	162	162	0	7	162	93	49	76	1419.0	1409	749	671	176	79	546	1527	63	6	1.38	.258
Seattle	90-72	4.30	162	162	1	10	161	100	51	84	1440.1	1356	748	688	197	69	485	1328	58	3	1.28	.247
Detroit	77-85	4.32	162	162	2	7	160	79	42	66	1419.2	1370	756	681	199	82	571	1259	80	3	1.37	.252
Cleveland	80-82	4.34	162	162	0	9	162	66	39	58	1408.0	1281	727	679	216	59	522	1391	52	8	1.28	.240
Kansas City	74-88	4.65	162	162	1	7	161	83	37	62	1417.1	1375	788	732	189	62	591	1344	86	9	1.39	.254
Los Angeles	77-85	4.69	162	162	1	4	161	71	39	65	1421.2	1373	804	741	188	76	592	1453	56	11	1.38	.251
Texas	60-102	4.79	162	162	0	3	162	65	31	51	1424.1	1402	815	758	232	61	513	1239	67	0	1.34	.256
Minnesota	73-89	4.83	162	162	1	9	161	89	42	63	1419.1	1392	834	762	239	62	484	1317	48	3	1.32	.255
Baltimore rios	52-110	5.84	162	162	1	5	161	63	26	54	1402.0	1518	956	910	258	68	563	1234	88	7	1.48	.273

## AMERICAN LEAGUE CLUB FIELDING

Club	Pct.	G	TC	PO	A	E	DP	TP	PB	CWP	SB	CS
Houston	.988	162	5838	4335	1432	71	126	0	11	72	56	26
Oakland	.987	162	5691	4299	1320	72	116	0	6	63	65	22
Baltimore	.987	162	5639	4206	1359	74	101	0	13	88	53	27
Seattle	.986	162	5784	4321	1384	79	135	0	12	58	91	17
Tampa Bay	.986	162	5805	4367	1358	80	130	0	14	64	69	22
Detroit	.986	162	5834	4259	1492	83	136	0	18	80	67	32
Texas	.986	162	5818	4273	1462	83	146	0	7	67	74	17
Kansas City	.985	162	5758	4252	1422	84	152	0	4	86	41	24
Cleveland	.985	162	5710	4224	1400	86	138	0	11	52	63	23
Los Angeles	.985	162	5772	4265	1419	88	131	0	18	56	85	18
Toronto	.984	162	5677	4216	1371	90	122	0	6	54	73	22
New York	.983	162	5722	4306	1318	98	112	3	14	85	86	17
<b>White Sox</b>	<b>.982</b>	<b>162</b>	<b>5517</b>	<b>4210</b>	<b>1210</b>	<b>97</b>	<b>112</b>	<b>0</b>	<b>18</b>	<b>84</b>	<b>119</b>	<b>24</b>
Minnesota	.982	162	5785	4258	1420	107	138	1	13	48	80	26
Boston	.981	162	5786	4257	1421	108	143	0	13	63	92	22

# AMERICAN LEAGUE HITTING LEADERS

AVERAGE		
Player	Club	AVG
Gurriel, Y	HOU	.319
Brantley, M	HOU	.311
Guerrero Jr., V	TOR	.311
<b>Anderson, T</b>	<b>SOX</b>	<b>.309</b>
Lopez, N	KC	.300
Bichette, B	TOR	.298
Hernández, T	TOR	.296
Bogaerts, X	BOS	.295
Tucker, K	HOU	.294
France, T	SEA	.291

OPS		
Player	Club	OPS
Guerrero Jr., V	TOR	1.002
Ohtani, S	LAA	.965
Tucker, K	HOU	.917
Judge, A	NY Yankees	.916
Olson, M	OAK	.911
Ramírez, J	CLE	.893
Devers, R	BOS	.890
Mullins, C	BAL	.878
Alvarez, Y	HOU	.877
Semien, M	TOR	.873

EXTRA-BASE HITS		
Player	Club	XBH
Semien, M	TOR	86
Ohtani, S	LAA	80
Guerrero Jr., V	TOR	78
Devers, R	BOS	76
Olson, M	OAK	74
Martínez, J	BOS	73
Ramírez, J	CLE	73
Mullins, C	BAL	72
Perez, S	KC	72
3 players tied		70

SACRIFICE HITS		
Player	Club	SH
Lopez, N	KC	12
<b>García, L</b>	<b>SOX</b>	<b>9</b>
Hedges, A	CLE	7
Fletcher, D	LAA	6
Gardner, B	NY Yankees	5
8 players tied		4

HOME RUNS		
Player	Club	HR
Guerrero Jr., V	TOR	48
Perez, S	KC	48
Ohtani, S	LAA	46
Semien, M	TOR	45
Haniger, M	SEA	39
Judge, A	NY Yankees	39
Lowe, B	TB	39
Olson, M	OAK	39
Devers, R	BOS	38
Gallo, J	2 Teams	38

HITS		
Player	Club	H
Bichette, B	TOR	191
Guerrero Jr., V	TOR	188
Merrifield, W	KC	184
Mullins, C	BAL	175
Schoop, J	DET	173
Semien, M	TOR	173
Kiner-Falefa, I	TEX	172
Crawford, J	SEA	169
Gurriel, Y	HOU	169
Perez, S	KC	169

TOTAL BASES		
Player	Club	TB
Guerrero Jr., V	TOR	363
Semien, M	TOR	351
Perez, S	KC	337
Devers, R	BOS	318
Ohtani, S	LAA	318
Mullins, C	BAL	312
Bichette, B	TOR	310
Olson, M	OAK	305
Haniger, M	SEA	301
Judge, A	NY Yankees	299

SACRIFICE FLIES		
Player	Club	SF
Gurriel, Y	HOU	12
Merrifield, W	KC	12
Olson, M	OAK	11
<b>Abreu, J</b>	<b>SOX</b>	<b>10</b>
Cabrera, M	DET	9
Chapman, M	OAK	9
Cruz, N	2 Teams	9
4 players tied		8

RUNS BATTED IN		
Player	Club	RBI
Perez, S	KC	121
<b>Abreu, J</b>	<b>SOX</b>	<b>117</b>
Hernández, T	TOR	116
Devers, R	BOS	113
Guerrero Jr., V	TOR	111
Olson, M	OAK	111
Meadows, A	TB	106
Alvarez, Y	HOU	104
Ramírez, J	CLE	103
2 players tied		102

DOUBLES		
Player	Club	2B
Candelario, J	DET	42
Martínez, J	BOS	42
Merrifield, W	KC	42
Semien, M	TOR	39
Crawford, J	SEA	37
Devers, R	BOS	37
Mullins, C	BAL	37
Tucker, K	HOU	37
4 players tied		35

RUNS SCORED		
Player	Club	Runs
Guerrero Jr., V	TOR	123
Bichette, B	TOR	121
Altuve, J	HOU	117
Semien, M	TOR	115
Ramírez, J	CLE	111
Haniger, M	SEA	110
Correa, C	HOU	104
Ohtani, S	LAA	103
Devers, R	BOS	101
Olson, M	OAK	101

HIT BY PITCH		
Player	Club	HBP
Canha, M	OAK	27
France, T	SEA	27
<b>Abreu, J</b>	<b>SOX</b>	<b>22</b>
Solak, N	TEX	15
Zimmer, B	CLE	15
Arozarena, R	TB	14
Perez, S	KC	13
Murphy, S	OAK	12
3 players tied		11

ON-BASE PCT.		
Player	Club	OBP
Guerrero Jr., V	TOR	.401
Gurriel, Y	HOU	.383
<b>Moncada, Y</b>	<b>SOX</b>	<b>.375</b>
Judge, A	NY Yankees	.373
Ohtani, S	LAA	.372
Olson, M	OAK	.371
Bogaerts, X	BOS	.370
France, T	SEA	.368
Correa, C	HOU	.366
Lopez, N	KC	.365

TRIPLES		
Player	Club	3B
Ohtani, S	LAA	8
Baddoo, A	DET	7
Kiermaier, K	TB	7
Arraez, L	MIN	6
Castro, W	DET	6
Dozier, H	KC	6
Lopez, N	KC	6
Rosario, A	CLE	6
4 players tied		5

STOLEN BASES		
Player	Club	SB
Merrifield, W	KC	40
Mullins, C	BAL	30
Straw, M	2 Teams	30
Ramírez, J	CLE	27
Ohtani, S	LAA	26
Bichette, B	TOR	25
Marte, S	OAK	25
Lopez, N	KC	22
Moore, D	SEA	21
3 players tied		20

PLATE APPS		
Player	Club	PA
Semien, M	TOR	724
Merrifield, W	KC	720
Guerrero Jr., V	TOR	698
Haniger, M	SEA	691
Bichette, B	TOR	690
Crawford, J	SEA	687
LeMahieu, D	NY Yankees	679
Altuve, J	HOU	678
Kiner-Falefa, I	TEX	677
Mullins, C	BAL	675

SLUGGING PCT.		
Player	Club	SLG
Guerrero Jr., V	TOR	.601
Ohtani, S	LAA	.592
Tucker, K	HOU	.557
Judge, A	NY Yankees	.544
Perez, S	KC	.544
Olson, M	OAK	.540
Semien, M	TOR	.538
Devers, R	BOS	.538
Ramírez, J	CLE	.538
Alvarez, Y	HOU	.531

WALKS		
Player	Club	BB
Gallo, J	2 Teams	111
Grossman, R	DET	98
Ohtani, S	LAA	96
Olson, M	OAK	88
<b>Grandal, Y</b>	<b>SOX</b>	<b>87</b>
Guerrero Jr., V	TOR	86
Santana, C	KC	86
<b>Moncada, Y</b>	<b>SOX</b>	<b>84</b>
Chapman, M	OAK	80
Lowe, N	TEX	80

CAUGHT STEALING		
Player	Club	CS
Arozarena, R	TB	10
Ohtani, S	LAA	10
Benintendi, A	KC	9
Margot, M	TB	8
Mullins, C	BAL	8
<b>Anderson, T</b>	<b>SOX</b>	<b>7</b>
Taylor, M	KC	7
6 players tied		6

STRIKEOUTS		
Player	Club	SO
Gallo, J	2 Teams	213
Chapman, M	OAK	202
García, A	TEX	194
Ohtani, S	LAA	189
Sanó, M	MIN	183
Arozarena, R	TB	170
Perez, S	KC	170
Haniger, M	SEA	169
Lowe, B	TB	167
Lowe, N	TEX	162

# AMERICAN LEAGUE PITCHING LEADERS

WHITE SOX OVERVIEW

COACHING STAFF

PLAYERS & ROSTER

2021 SEASON REVIEW

POSTSEASON HISTORY

MINOR LEAGUES

MEDIA & MISC.

WINS		
Pitcher	Club	Wins
Cole, G	NY Yankees	16
Flexen, C	Seattle	14
Matz, S	Toronto	14
Ryu, H	Toronto	14
<b>Cease, D</b>	<b>SOX</b>	<b>13</b>
McCullers Jr., L	Houston	13
Montas, F	Oakland	13
Ray, R	Toronto	13
<b>Rodón, C</b>	<b>SOX</b>	<b>13</b>
Rodríguez, E	Boston	13

LOSSES		
Pitcher	Club	Loss
Irvin, C	Oakland	15
Harvey, M	Baltimore	14
López, J	Baltimore	14
Lyles, J	Texas	13
Allard, K	Texas	12
Foltynewicz, M	Texas	12
Keller, B	Kansas City	12
Minor, M	Kansas City	12
Skubal, T	Detroit	12
5 pitchers tied		10

ERA		
Pitcher	Club	ERA
Ray, R	Toronto	2.84
McCullers Jr., L	Houston	3.16
Cole, G	NY Yankees	3.23
Montas, F	Oakland	3.37
Berrios, J	2 Teams	3.52
<b>Giolito, L</b>	<b>SOX</b>	<b>3.53</b>
Flexen, C	Seattle	3.61
Eovaldi, N	Boston	3.75
<b>Cease, D</b>	<b>SOX</b>	<b>3.91</b>
Manaea, S	Oakland	3.91

INNINGS PITCHED		
Pitcher	Club	IP
Ray, R	Toronto	193.1
Berrios, J	2 Teams	192.0
Montas, F	Oakland	187.0
Eovaldi, N	Boston	182.1
Cole, G	NY Yankees	181.1
Lyles, J	Texas	180.0
Flexen, C	Seattle	179.2
Manaea, S	Oakland	179.1
Giolito, L	SOX	178.2
Irvin, C	Oakland	178.1

STRIKEOUTS		
Pitcher	Club	SO
Ray, R	Toronto	248
Cole, G	NY Yankees	243
<b>Cease, D</b>	<b>SOX</b>	<b>226</b>
Montas, F	Oakland	207
Berrios, J	2 Teams	204
<b>Giolito, L</b>	<b>SOX</b>	<b>201</b>
Eovaldi, N	Boston	195
Manaea, S	Oakland	194
3 pitchers tied		185

SAVES			
Pitcher	Club	SV	
<b>Hendriks, L</b>	<b>SOX</b>	<b>38</b>	
Iglesias, R	LAA	34	
Chapman, A	NY Yankees	30	
Pressly, R	HOU	26	
Barnes, M	BOS	24	
Clase, E	CLE	24	
Romano, J	TOR	23	
Trivino, L	OAK	22	
Soto, G	DET	18	
Colomé, A	MIN	17	

HOLDS			
Pitcher	Club	HL	
Duffey, T	MIN	22	
Ottavino, A	BOS	22	
Petit, Y	OAK	22	
<b>Bummer, A</b>	<b>SOX</b>	<b>21</b>	
Cishek, S	LAA	21	
Stanek, R	HOU	21	
Shaw, B	CLE	20	
Mayza, T	TOR	19	
Misiewicz, A	SEA	19	
4 pitchers tied		18	

OPPONENTS AVG			
Pitcher	Club	AVG	
McCullers Jr., L	HOU	.205	
Ray, R	TOR	.210	
<b>Giolito, L</b>	<b>SOX</b>	<b>.219</b>	
Berrios, J	2 Teams	.223	
<b>Cease, D</b>	<b>SOX</b>	<b>.223</b>	
Cole, G	NY Yankees	.223	
Montas, F	OAK	.232	
Greinke, Z	HOU	.252	
Eovaldi, N	BOS	.253	
Manaea, S	OAK	.255	

WHIP			
Pitcher	Club	WHIP	
Ray, R	TOR	1.04	
Cole, G	NY Yankees	1.06	
Berrios, J	2 Teams	1.06	
<b>Giolito, L</b>	<b>SOX</b>	<b>1.10</b>	
Greinke, Z	HOU	1.17	
Montas, F	OAK	1.18	
Eovaldi, N	BOS	1.19	
McCullers Jr., L	HOU	1.22	
Ryu, H	TOR	1.22	
Manaea, S	OAK	1.23	

COMPLETE GAMES			
Pitcher	Club	CG	
Cole, G	NY Yankees	2	
Manaea, S	OAK	2	
17 tied		1	

SHUTOUTS			
Pitcher	Club	SHO	
Manaea, S	OAK	2	
Bassitt, C	OAK	1	
<b>Cease, D</b>	<b>SOX</b>	<b>1</b>	
Cole, G	NY Yankees	1	
Kluber, C	NY Yankees	1	
<b>Lynn, L</b>	<b>SOX</b>	<b>1</b>	
Means, J	BAL	1	
<b>Rodón, C</b>	<b>SOX</b>	<b>1</b>	
Ryu, H	TOR	1	
Turnbull, S	DET	1	

GAMES			
Pitcher	Club	G	
Shaw, B	CLE	81	
Petit, Y	OAK	78	
Cishek, S	LAA	74	
Brentz, J	KC	72	
Mayers, J	LAA	72	
Robles, H	2 Teams	72	
Stanek, R	HOU	72	
Barlow, S	KC	71	
Clase, E	CLE	71	
Trivino, L	OAK	71	

GAMES STARTED			
Pitcher	Club	GS	
Berrios, J	2 Teams	32	
<b>Cease, D</b>	<b>SOX</b>	<b>32</b>	
Eovaldi, N	BOS	32	
Irvin, C	OAK	32	
Manaea, S	OAK	32	
Montas, F	OAK	32	
Ray, R	TOR	32	
4 pitchers tied		31	

WALKS			
Pitcher	Club	BB	
<b>Cease, D</b>	<b>SOX</b>	<b>34</b>	
Dunn, J	SEA	31	
Gibson, K	TEX	30	
Turnbull, S	DET	29	
<b>Giolito, L</b>	<b>SOX</b>	<b>28</b>	
Pérez, M	BOS	28	
Carrasco, C	CLE	27	
Berrios, J	MIN	26	
Lynn, L	TEX	25	
5 pitchers tied		23	

OPPONENTS GDP			
Pitcher	Club	GDP	
Flexen, C	SEA	22	
<b>Keuchel, D</b>	<b>SOX</b>	<b>21</b>	
Bubic, K	KC	20	
Greinke, Z	HOU	18	
Irvin, C	OAK	18	
Lyles, J	TEX	18	
Quantrill, C	CLE	18	
Kikuchi, Y	SEA	17	
Mize, C	DET	17	
Richards, G	BOS	17	

WINNING PCT.		
Pitcher	Club	PCT.
McCullers Jr., L	HOU	.722
Flexen, C	SEA	.700
Cole, G	NY Yankees	.667
<b>Cease, D</b>	<b>SOX</b>	<b>.650</b>
Ray, R	TOR	.650
Greinke, Z	HOU	.647
Montas, F	OAK	.591
Ryu, H	TOR	.583
Berrios, J	2 Teams	.571
2 pitchers tied		.550

HOME RUNS ALLOWED		
Pitcher	Club	HR
Lyles, J	TEX	38
Foltynewicz, M	TEX	35
Skubal, T	DET	35
Ray, R	TOR	33
Greinke, Z	HOU	30
Means, J	BAL	30
Allard, K	TEX	29
Gonzales, M	SEA	29
Heaney, A	2 Teams	29
2 pitchers tied		27



# NATIONAL LEAGUE STATISTICS

## NATIONAL LEAGUE CLUB BATTING

Club	AVG	G	AB	R	H	TB	2B	3B	HR	RBI	BB	SO	SB	CS	OBP	SLG	OPS	SH	SF	HBP	GDP	LOB
Washington	.258	162	5385	724	1388	2246	272	20	182	686	573	431303	56	.337	.417	.754	38	31	84	158	1185	
Cincinnati	.249	162	5423	786	1352	2339	295	13	222	756	553	221425	36	.328	.431	.759	35	45	105	129	1110	
San Francisco	.249	162	5462	804	1360	2404	271	25	241	768	602	451461	66	.329	.440	.769	36	30	64	117	1138	
Colorado	.249	161	5374	739	1338	2227	275	34	182	709	491	241356	76	.317	.414	.731	48	36	58	98	1074	
Los Angeles	.244	162	5445	830	1330	2336	247	24	237	799	613	361408	65	.330	.429	.759	32	45	104	96	1171	
Atlanta	.244	161	5363	790	1307	2333	269	20	239	762	549	361453	59	.319	.435	.754	32	43	67	81	1072	
St. Louis	.244	162	5351	706	1303	2202	261	22	198	678	478	321341	89	.313	.412	.725	40	44	86	99	1081	
San Diego	.242	162	5384	729	1305	2160	273	21	180	695	586	421324	110	.321	.401	.722	36	46	61	121	1123	
Philadelphia	.240	162	5366	734	1288	2192	262	24	198	700	564	371402	77	.318	.408	.726	47	43	67	103	1115	
New York	.238	162	5210	636	1242	2034	228	18	176	604	495	251392	54	.314	.390	.705	34	23	94	123	1099	
Chicago	.237	162	5306	705	1255	2162	225	26	210	672	502	171596	86	.312	.407	.719	40	30	92	133	1019	
Pittsburgh	.236	162	5336	609	1261	1943	240	35	124	570	529	241328	60	.309	.364	.673	31	37	49	102	1128	
Arizona	.236	162	5489	679	1297	2099	308	31	144	644	537	241465	43	.309	.382	.692	32	28	54	99	1152	
Milwaukee	.233	162	5362	738	1251	2124	255	18	194	700	586	261465	82	.317	.396	.713	25	35	88	102	1113	
Miami	.233	162	5348	623	1244	1990	226	23	158	594	450	251553	106	.298	.372	.671	30	30	65	95	1042	

## NATIONAL LEAGUE CLUB PITCHING

Club	W-L	ERA	G	GS	CG	SHO	GF	HLD	SV	SVO	IP	H	R	ER	HR	HB	BB	SO	WP	BK	WHIP	AVG
Los Angeles	106-56	3.01	162	162	1	17	161	112	56	83	1452.0	1107	561	486	161	63	486	1599	52	9	1.10	.207
San Francisco	107-55	3.24	162	162	2	18	160	114	56	85	1455.0	1254	594	524	151	63	416	1425	44	7	1.15	.215
Milwaukee	95-67	3.50	162	162	2	19	160	82	44	73	1436.0	1156	623	558	168	77	537	1618	60	9	1.18	.218
Atlanta	88-73	3.88	161	161	2	18	159	113	40	67	1410.2	1236	656	608	183	66	516	1417	73	8	1.24	.234
New York	77-85	3.90	162	162	2	8	160	76	41	69	1379.1	1221	668	597	190	70	475	1453	53	1	1.23	.236
Miami	67-95	3.96	162	162	1	8	161	75	33	58	1415.0	1282	701	622	162	88	529	1381	58	2	1.28	.241
St. Louis	90-72	3.98	162	162	3	15	159	108	50	71	1417.0	1234	672	626	152	85	608	1225	66	4	1.30	.234
San Diego	79-83	4.10	162	162	2	11	160	92	43	71	1430.0	1277	708	651	205	87	516	1517	57	2	1.25	.237
Philadelphia	82-80	4.39	162	162	5	12	157	70	36	70	1418.2	1321	745	692	200	75	509	1480	49	5	1.29	.244
Cincinnati	83-79	4.40	162	162	1	8	161	72	41	66	1434.1	1330	760	702	206	64	617	1524	62	8	1.36	.244
Washington	65-97	4.80	162	162	1	8	161	97	36	72	1394.1	1364	820	743	247	71	548	1346	43	1	1.37	.254
Colorado	74-87	4.82	161	161	3	6	158	74	33	63	1397.0	1397	796	748	196	63	539	1269	67	3	1.39	.260
Chicago	71-91	4.87	162	162	1	8	161	74	40	59	1412.2	1386	839	765	235	98	596	1358	60	4	1.40	.255
Pittsburgh	61-101	5.08	162	162	0	6	162	79	25	50	1396.1	1400	833	788	213	78	606	1312	55	5	1.44	.260
Arizona	52-110	5.11	162	162	3	4	159	68	22	50	1417.1	1480	893	804	232	75	555	1238	43	7	1.44	.267

## NATIONAL LEAGUE CLUB FIELDING

Club	Pct.	G	TC	PO	A	E	DP	TP	PB	CWP	SB	CS
Pittsburgh	.988	162	5637	4189	1378	70	139	0	2	55	66	19
Atlanta	.988	161	5787	4232	1483	72	104	0	18	73	74	23
Colorado	.987	161	5780	4191	1516	73	140	0	14	67	65	27
San Francisco	.986	162	5916	4365	1471	80	122	0	6	44	53	20
San Diego	.986	162	5771	4290	1399	82	139	0	11	57	88	18
St. Louis	.986	162	5849	4251	1514	84	137	0	7	66	43	23
Chicago	.985	162	5879	4238	1554	87	149	0	10	60	93	21
Los Angeles	.985	162	5748	4356	1303	89	94	0	12	52	108	34
Cincinnati	.984	162	5816	4303	1422	91	124	1	10	62	77	25
Philadelphia	.984	162	5789	4256	1439	94	142	0	11	49	51	15
Milwaukee	.984	162	5733	4308	1331	94	102	0	10	60	91	30
Washington	.983	162	5641	4184	1361	96	116	0	5	43	90	32
New York	.983	162	5545	4138	1312	95	121	0	12	53	66	33
Arizona	.983	162	5726	4252	1374	100	113	0	15	43	73	29
Miami	.979	162	5810	4245	1443	122	146	0	28	58	61	23

# NATIONAL LEAGUE HITTING LEADERS

WHITE SOX OVERVIEW

COACHING STAFF

PLAYERS & ROSTER

2021 SEASON REVIEW

POSTSEASON HISTORY

MINOR LEAGUES

MEDIA & MISC.

AVERAGE		
Player	Club	AVG
Turner, T	2 Teams	.328
Soto, J	WSH	.313
Harper, B	PHI	.309
Castellanos, N	CIN	.309
Frazier, A	2 Teams	.305
Riley, A	ATL	.303
Reynolds, B	PIT	.302
Freeman, F	ATL	.300
Crawford, B	SF	.298
Goldschmidt, P	STL	.294

HOME RUNS		
Player	Club	HR
Tatis Jr., F	SD	42
Duval, A	2 Teams	38
Alonso, P	NYM	37
Muncy, M	LAD	36
Votto, J	CIN	36
Harper, B	PHI	35
Arenado, N	STL	34
Castellanos, N	CIN	34
O'Neill, T	STL	34
Riley, A	ATL	33

RUNS BATTED IN		
Player	Club	RBI
Duval, A	2 Teams	113
Riley, A	ATL	107
Albies, O	ATL	106
Machado, M	SD	106
Arenado, N	STL	105
Castellanos, N	CIN	100
Goldschmidt, P	STL	99
Votto, J	CIN	99
Tatis Jr., F	SD	97
Soto, J	WSH	95

ON-BASE PCT.		
Player	Club	OBP
Soto, J	WSH	.465
Harper, B	PHI	.429
Freeman, F	ATL	.393
Reynolds, B	PIT	.390
India, J	CIN	.376
Votto, J	CIN	.375
Cron, C	COL	.375
Turner, T	2 Teams	.375
Crawford, B	SF	.373
Muncy, M	LAD	.368

SLUGGING PCT.		
Player	Club	SLG
Harper, B	PHI	.615
Tatis Jr., F	SD	.611
Castellanos, N	CIN	.576
Votto, J	CIN	.563
O'Neill, T	STL	.560
Turner, T	2 Teams	.536
Soto, J	WSH	.534
Riley, A	ATL	.531
Cron, C	COL	.530
Muncy, M	LAD	.527

OPS			
Player	Club	OPS	
Harper, B	PHI	1.044	
Soto, J	WSH	.999	
Tatis Jr., F	SD	.975	
Castellanos, N	CIN	.939	
Votto, J	CIN	.938	
Reynolds, B	PIT	.912	
O'Neill, T	STL	.912	
Turner, T	2 Teams	.911	
Cron, C	COL	.905	
Riley, A	ATL	.898	

HITS			
Player	Club	H	
Turner, T	2 Teams	195	
Freeman, F	ATL	180	
Riley, A	ATL	179	
Goldschmidt, P	STL	177	
Frazier, A	2 Teams	176	
Reynolds, B	PIT	169	
Edman, T	STL	168	
Castellanos, N	CIN	164	
Albies, O	ATL	163	
2 players tied		157	

DOUBLES			
Player	Club	2B	
Harper, B	PHI	42	
Edman, T	STL	41	
Albies, O	ATL	40	
Castellanos, N	CIN	38	
Frazier, A	2 Teams	36	
Goldschmidt, P	STL	36	
Reynolds, B	PIT	35	
4 players tied		34	

TRIPLES			
Player	Club	3B	
Peralta, D	ARI	8	
Reynolds, B	PIT	8	
Albies, O	ATL	7	
Cronenworth, J	SD	7	
Hampson, G	COL	6	
Duggar, S	SF	5	
Escobar, E	2 Teams	5	
Frazier, A	2 Teams	5	
Story, T	COL	5	
8 players tied		4	

WALKS			
Player	Club	BB	
Soto, J	WSH	145	
Harper, B	PHI	100	
Freeman, F	ATL	85	
Muncy, M	LAD	83	
McCutchen, A	PHI	81	
Pham, T	SD	78	
Votto, J	CIN	77	
Reynolds, B	PIT	75	
India, J	CIN	71	
Yelich, C	MIL	70	

EXTRA-BASE HITS			
Player	Club	XBH	
Harper, B	PHI	78	
Albies, O	ATL	77	
Castellanos, N	CIN	73	
Tatis Jr., F	SD	73	
Arenado, N	STL	71	
Goldschmidt, P	STL	69	
Alonso, P	NYM	67	
Reynolds, B	PIT	67	
Riley, A	ATL	67	
Turner, T	2 Teams	65	

TOTAL BASES			
Player	Club	TB	
Turner, T	2 Teams	319	
Riley, A	ATL	313	
Goldschmidt, P	STL	310	
Albies, O	ATL	307	
Castellanos, N	CIN	306	
Freeman, F	ATL	302	
Harper, B	PHI	300	
Arenado, N	STL	293	
Reynolds, B	PIT	292	
Tatis Jr., F	SD	292	

RUNS SCORED			
Player	Club	R	
Freeman, F	ATL	120	
Soto, J	WSH	111	
Turner, T	2 Teams	107	
Albies, O	ATL	103	
Goldschmidt, P	STL	102	
Harper, B	PHI	101	
Tatis Jr., F	SD	99	
India, J	CIN	98	
Castellanos, N	CIN	95	
Muncy, M	LAD	95	

STOLEN BASES			
Player	Club	SB	
Edman, T	STL	30	
Tatis Jr., F	SD	25	
Chisholm Jr., J	MIA	23	
Marte, S	MIA	22	
Albies, O	ATL	20	
Story, T	COL	20	
Tapia, R	COL	20	
Báez, J	2 Teams	18	
2 players tied		17	

CAUGHT STEALING			
Player	Club	CS	
Chisholm Jr., J	MIA	8	
Hampson, G	COL	7	
Soto, J	WSH	7	
Villar, J	NYM	7	
8 players tied		6	

SACRIFICE HITS		
Player	Club	SH
Wainwright, A	STL	14
Senzatela, A	COL	12
Davies, Z	CHC	10
Urias, J	LAD	10
Castillo, L	CIN	9
Gallen, Z	ARI	9
Gomber, A	COL	9
Buehler, W	LAD	8
Fried, M	ATL	8
9 players tied		7

SACRIFICE FLIES		
Player	Club	SF
Smith, W	LAD	11
Carlson, D	STL	8
Polanco, G	PIT	8
Riley, A	ATL	8
6 players tied		7

HIT BY PITCH		
Player	Club	HBP
India, J	CIN	23
Farmer, K	CIN	18
Smith, W	LAD	18
Sosa, E	STL	17
Robles, V	WSH	16
Contreras, W	CHC	14
Rizzo, A	CHC	14
4 players tied		13

PLATE APPS		
Player	Club	PA
Freeman, F	ATL	695
Edman, T	STL	691
Albies, O	ATL	686
Goldschmidt, P	STL	679
Riley, A	ATL	662
Soto, J	WSH	654
Arenado, N	STL	653
Swanson, D	ATL	653
Reynolds, B	PIT	646
Turner, T	2 Teams	646

STRIKEOUTS		
Player	Club	SO
Báez, J	2 Teams	184
Duval, A	2 Teams	174
Suárez, E	CIN	171
O'Neill, T	STL	168
Riley, A	ATL	168
Swanson, D	ATL	167
Taylor, C	LAD	167
Happ, I	CHC	156
Tatis Jr., F	SD	153
Wisdom, P	CHC	153

# NATIONAL LEAGUE PITCHING LEADERS

## WINS

Player	Club	Wins
Urias, J	LAD	20
Wainwright, A	STL	17
Buehler, W	LAD	16
Scherzer, M	2 Teams	15
Fried, M	ATL	14
Gausman, K	SF	14
Hendricks, K	CHC	14
Morton, C	ATL	14
Wheeler, Z	PHI	14
2 pitchers tied		13

## LOSSES

Player	Club	L
Castillo, L	CIN	16
Corbin, P	WSH	16
Alcantara, S	MIA	15
Arrieta, J	2 Teams	14
Alzolay, A	CHC	13
Brubaker, J	PIT	13
Stroman, M	NYM	13
Davies, Z	CHC	12
Gray, J	COL	12
5 pitchers tied		11

## ERA

Player	Club	ERA
Burnes, C	MIL	2.43
Scherzer, M	2 Teams	2.46
Buehler, W	LAD	2.47
Woodruff, B	MIL	2.56
Wheeler, Z	PHI	2.78
Gausman, K	SF	2.81
Urias, J	LAD	2.96
Stroman, M	NYM	3.02
Fried, M	ATL	3.04
Wainwright, A	STL	3.05

## INNINGS PITCHED

Player	Club	IP
Wheeler, Z	PHI	213.1
Buehler, W	LAD	207.2
Wainwright, A	STL	206.1
Alcantara, S	MIA	205.2
Gausman, K	SF	192.0
Castillo, L	CIN	187.2
Morton, C	ATL	185.2
Urias, J	LAD	185.2
Musgrove, J	SD	181.1
Hendricks, K	CHC	181.0

## STRIKEOUTS

Player	Club	SO
Wheeler, Z	PHI	247
Scherzer, M	2 Teams	236
Burnes, C	MIL	234
Gausman, K	SF	227
Nola, A	PHI	223
Morton, C	ATL	216
Buehler, W	LAD	212
Woodruff, B	MIL	211
Mahle, T	CIN	210
Musgrove, J	SD	203

## SAVES

Player	Club	SV
Melancon, M	SD	39
Jansen, K	LAD	38
Smith, W	ATL	37
Hader, J	MIL	34
Diaz, E	NYM	32
McGee, J	SF	31
Reyes, A	STL	29
Kimbrel, C	CHC	23
Hand, B	2 Teams	21
Bard, D	COL	20

## HOLDS

Player	Club	HLD
Treinen, B	LAD	32
Jackson, L	ATL	31
Rogers, T	SF	30
Cabrera, G	STL	28
Gallegos, G	STL	24
Matzek, T	ATL	24
Boxberger, B	MIL	23
Minter, A	ATL	23
Williams, D	MIL	23
Bleier, R	MIA	20

## OPPONENTS AVG

Player	Club	AVG
Scherzer, M	2 Teams	.185
Buehler, W	LAD	.199
Woodruff, B	MIL	.200
Burnes, C	MIL	.201
Morton, C	ATL	.203
Gausman, K	SF	.210
Musgrove, J	SD	.213
Wheeler, Z	PHI	.215
Urias, J	LAD	.219
Wainwright, A	STL	.220

## WHIP

Player	Club	WHIP
Scherzer, M	2 Teams	0.86
Burnes, C	MIL	0.94
Woodruff, B	MIL	0.96
Buehler, W	LAD	0.97
Wheeler, Z	PHI	1.01
Urias, J	LAD	1.02
Gausman, K	SF	1.04
Morton, C	ATL	1.04
Wainwright, A	STL	1.06
Alcantara, S	MIA	1.07

## COMPLETE GAMES

Player	Club	CG
Márquez, G	COL	3
Wainwright, A	STL	3
Wheeler, Z	PHI	3
DeSclafani, A	SF	2
Fried, M	ATL	2
Musgrove, J	SD	2
14 pitchers tied		1

## SHUTOUTS

Player	Club	SHO
DeSclafani, A	SF	2
Fried, M	ATL	2
Musgrove, J	SD	2
Wheeler, Z	PHI	2
10 pitchers tied		1

## GAMES

Player	Club	G
Rogers, T	SF	80
Hill, T	SD	78
Neris, H	PHI	74
Gallegos, G	STL	73
Treinen, B	LAD	72
Boxberger, B	MIL	71
Cabrera, G	STL	71
Jackson, L	ATL	71
Smith, W	ATL	71
2 pitchers tied		70

## GAMES STARTED

Player	Club	GS
Alcantara, S	MIA	33
Buehler, W	LAD	33
Castillo, L	CIN	33
Gausman, K	SF	33
Mahle, T	CIN	33
Morton, C	ATL	33
Stroman, M	NYM	33
7 pitchers tied		32

## WALKS

Player	Club	BB
Castillo, L	CIN	75
Davies, Z	CHC	75
Snell, B	SD	69
Houser, A	MIL	64
Mahle, T	CIN	64
Márquez, G	COL	64
Smith, C	ARI	63
Corbin, P	WSH	60
Gray, J	COL	58
Morton, C	ATL	58

## OPPONENTS GIDP

Player	Club	GIDP
Castillo, L	CIN	20
Corbin, P	WSH	19
Senzatela, A	COL	19
Houser, A	MIL	18
Mills, A	CHC	18
Webb, L	SF	18
Alcantara, S	MIA	17
Buehler, W	LAD	17
Kuhl, C	PIT	17
Stroman, M	NYM	17

# WHITE SOX VS. BALTIMORE

## WHITE SOX VS. ORIOLES

Player	AVG	G	AB	R	H	TB	2B	3B	HR	RBI	BB	IBB	SO	SB	CS	OBP	SLG	OPS	SH	SF	HBP	GIDP
Abreu, J	.458	7	24	5	11	18	4	0	1	9	5	0	4	0	0	.567	.750	1.317	0	0	1	0
Anderson, T	.360	6	25	8	9	12	3	0	0	3	1	0	8	2	0	.385	.480	.865	0	0	0	0
Burger, J	.500	2	4	2	2	2	0	0	0	0	1	0	0	0	0	.600	.500	1.100	0	0	0	0
Collins, Z	.000	3	6	2	0	0	0	0	0	0	2	0	5	0	0	.333	.000	.333	0	0	1	0
Engel, A	.333	2	9	3	3	9	0	0	2	7	0	0	1	0	1	.364	1.000	1.364	0	1	1	0
Foster, M	.000	1	0	0	0	0	0	0	0	0	0	0	0	0	0	.000	.000	.000	0	0	0	0
García, L	.318	6	22	1	7	9	2	0	0	2	4	0	6	0	0	.423	.409	.832	1	0	0	0
Goodwin, B	.333	3	15	2	5	9	1	0	1	5	1	0	0	0	0	.375	.600	.975	0	0	0	0
Grandal, Y	.125	3	8	1	1	1	0	0	0	0	4	0	3	0	0	.417	.125	.542	0	0	0	1
Hamilton, B	.214	6	14	2	3	9	0	0	2	3	0	0	5	0	0	.214	.643	.857	0	0	0	0
Lamb, J	.667	1	3	1	2	5	0	0	1	2	0	0	1	0	0	.667	1.667	2.333	0	0	0	0
Madrigal, N	.286	4	14	2	4	7	1	1	0	1	1	0	2	0	0	.333	.500	.833	0	0	0	0
Mendick, D	.143	3	7	0	1	1	0	0	0	0	0	0	3	0	0	.143	.143	.286	0	0	0	0
Mercedes, Y	.143	4	14	1	2	5	0	0	1	3	1	0	2	0	0	.200	.357	.557	0	0	0	0
Moncada, Y	.318	7	22	8	7	11	1	0	1	5	9	0	8	0	0	.516	.500	1.016	0	0	0	0
Sheets, G	.100	3	10	2	1	4	0	0	1	1	2	0	5	0	0	.250	.400	.650	0	0	0	0
Vaughn, A	.346	7	26	4	9	17	2	0	2	4	3	0	6	0	1	.414	.654	1.068	0	0	0	1
Zavala, S	.250	2	8	1	2	4	2	0	0	0	0	0	4	0	0	.250	.500	.750	1	0	0	0
<b>SOX</b>	<b>.299</b>	<b>7</b>	<b>231</b>	<b>45</b>	<b>69</b>	<b>123</b>	<b>16</b>	<b>1</b>	<b>12</b>	<b>45</b>	<b>34</b>	<b>0</b>	<b>63</b>	<b>2</b>	<b>2</b>	<b>.394</b>	<b>.532</b>	<b>.926</b>	<b>2</b>	<b>1</b>	<b>3</b>	<b>2</b>
<b>OPP</b>	<b>.184</b>	<b>7</b>	<b>217</b>	<b>16</b>	<b>40</b>	<b>75</b>	<b>7</b>	<b>2</b>	<b>8</b>	<b>16</b>	<b>18</b>	<b>0</b>	<b>79</b>	<b>4</b>	<b>0</b>	<b>.258</b>	<b>.346</b>	<b>.604</b>	<b>0</b>	<b>1</b>	<b>4</b>	<b>2</b>

Pitcher	W-L	ERA	G	GS	CG	SHO	GF	HLD	SV	SVO	IP	H	R	ER	HR	HB	BB	IBB	SO	AVG	WP	BK	GDP	TBF
Bummer, A	0-0	9.00	2	0	0	0	0	0	0	0	1.0	2	1	1	0	0	2	0	2	.400	1	0	0	7
Burr, R	0-0	0.00	1	0	0	0	0	0	0	0	0.2	1	0	0	0	0	0	0	2	.333	0	0	0	3
Cease, D	1-0	2.45	2	2	0	0	0	0	0	0	11.0	6	3	3	2	2	4	0	16	.154	1	0	0	45
Crochet, G	0-0	0.00	2	0	0	0	0	2	0	0	2.0	0	0	0	0	0	0	0	2	.000	0	0	0	6
Foster, M	0-0	0.00	3	0	0	0	3	0	1	1	2.2	0	0	0	0	1	0	0	2	.000	1	0	0	9
Giolito, L	2-0	2.19	2	2	0	0	0	0	0	0	12.1	9	3	3	1	0	5	0	21	.200	3	0	0	50
Hendriks, L	1-0	3.38	5	0	0	0	4	0	4	5	5.1	2	2	2	1	0	0	0	11	.111	0	0	0	18
Heuer, C	0-0	0.00	3	0	0	0	0	2	0	0	3.0	0	0	0	0	1	1	0	1	.000	1	0	0	11
Keuchel, D	2-0	3.75	2	2	0	0	0	0	0	0	12.0	15	5	5	4	0	2	0	5	.300	0	0	2	52
Kopech, M	0-0	0.00	2	0	0	0	0	1	0	0	2.0	0	0	0	0	0	0	0	6	.000	0	0	0	6
Lynn, L	1-0	0.00	1	1	0	0	0	0	0	0	5.0	3	0	0	0	0	0	0	7	.167	0	0	0	19
Marshall, E	0-0	0.00	2	0	0	0	0	2	0	0	2.0	0	0	0	0	0	0	0	4	.000	0	0	0	6
Ruiz, J	0-0	9.00	2	0	0	0	0	1	0	0	1.0	2	2	1	0	0	4	0	0	.500	0	0	0	9
<b>SOX</b>	<b>7-0</b>	<b>2.25</b>	<b>7</b>	<b>7</b>	<b>0</b>	<b>0</b>	<b>7</b>	<b>8</b>	<b>5</b>	<b>6</b>	<b>60.0</b>	<b>40</b>	<b>16</b>	<b>15</b>	<b>8</b>	<b>4</b>	<b>18</b>	<b>0</b>	<b>.79</b>	<b>.184</b>	<b>7</b>	<b>0</b>	<b>2</b>	<b>241</b>
<b>OPP</b>	<b>0-7</b>	<b>6.59</b>	<b>7</b>	<b>7</b>	<b>0</b>	<b>0</b>	<b>7</b>	<b>0</b>	<b>0</b>	<b>1</b>	<b>56.0</b>	<b>69</b>	<b>45</b>	<b>41</b>	<b>12</b>	<b>3</b>	<b>34</b>	<b>0</b>	<b>.63</b>	<b>.299</b>	<b>6</b>	<b>0</b>	<b>2</b>	<b>271</b>

### BALTIMORE CHOPPED

● The White Sox went 7-0 against Baltimore in 2021, sweeping a four-game series at home from 5/27-30 and a three-game set at Camden Yards from 7/9-11 by a combined 45-16 margin ... it marked the first time in franchise history the Sox have swept a season series of seven games or more ... Chicago has won eight straight games against the Orioles, its longest streak in the series since 9/12/89-7/6/90.

# WHITE SOX VS. BOSTON

## WHITE SOX VS. RED SOX

Player	AVG	G	AB	R	H	TB	2B	3B	HR	RBI	BB	IBB	SO	SB	CS	OBP	SLG	OPS	SH	SF	HBP	GIDP		
Abreu, J	.154	7	26	2	4	8	1	0	1	5	3	2	9	0	0	.241	.308	.549	0	0	0	4		
Anderson, T	.538	3	13	4	7	11	1	0	1	1	0	0	4	3	0	.538	.846	1.385	0	0	0	0		
Collins, Z	.000	3	7	0	0	0	0	0	0	0	1	0	4	0	0	.125	.000	.125	0	0	0	0		
Eaton, A	.300	3	10	1	3	6	3	0	0	4	2	0	3	0	0	.417	.600	1.017	0	0	0	0		
García, L	.217	6	23	6	5	11	0	0	2	3	0	0	3	0	0	.217	.478	.696	0	0	0	1		
Gonzalez, R	.250	2	4	1	1	1	0	0	0	0	0	0	2	0	0	.250	.250	.500	0	0	0	0		
Goodwin, B	.167	2	6	1	1	1	0	0	0	1	3	0	0	0	0	.444	.167	.611	0	0	0	0		
Grandal, Y	.313	5	16	3	5	9	1	0	1	2	2	0	3	0	0	.421	.563	.984	0	0	1	2		
Hamilton, B	.000	2	1	0	0	0	0	0	0	0	0	0	1	0	0	.000	.000	.000	0	0	0	0		
Hernández, C	.100	3	10	2	1	1	0	0	0	0	1	0	2	0	0	.182	.100	.282	0	0	0	0		
Jiménez, E	.154	3	13	0	2	2	0	0	0	0	0	0	5	0	0	.154	.154	.308	0	0	0	0		
Lamb, J	.167	2	6	1	1	1	0	0	0	0	0	0	1	0	0	.167	.167	.333	0	0	0	0		
Madrigal, N	.364	3	11	2	4	7	1	1	0	2	0	0	1	0	0	.333	.636	.970	0	1	0	0		
Mendick, D	.200	4	5	1	1	1	0	0	0	1	0	0	2	0	0	.200	.200	.400	0	0	0	0		
Mercedes, Y	.267	4	15	1	4	7	0	0	1	2	0	0	5	0	0	.267	.467	.733	0	0	0	0		
Moncada, Y	.294	6	17	2	5	7	2	0	0	3	5	0	3	0	0	.500	.412	.912	0	1	3	0		
Robert, L	.393	7	28	1	11	16	5	0	0	6	1	0	5	1	0	.414	.571	.985	0	0	0	0		
Sheets, G	.000	3	5	1	0	0	0	0	0	0	1	0	1	0	0	.167	.000	.167	0	0	0	0		
Vaughn, A	.333	2	6	1	2	3	1	0	0	0	1	0	2	0	0	.429	.500	.929	0	0	0	0		
Zavala, S	.000	2	2	0	0	0	0	0	0	0	0	0	1	0	0	.000	.000	.000	1	0	0	0		
<b>SOX</b>	<b>.254</b>	<b>7</b>	<b>224</b>	<b>30</b>	<b>57</b>	<b>92</b>	<b>15</b>	<b>1</b>	<b>6</b>	<b>30</b>	<b>20</b>	<b>2</b>	<b>57</b>	<b>4</b>	<b>0</b>	<b>.324</b>	<b>.411</b>	<b>.735</b>	<b>1</b>	<b>2</b>	<b>4</b>	<b>7</b>		
<b>OPP</b>	<b>.279</b>	<b>7</b>	<b>226</b>	<b>34</b>	<b>63</b>	<b>95</b>	<b>9</b>	<b>1</b>	<b>7</b>	<b>32</b>	<b>24</b>	<b>1</b>	<b>69</b>	<b>2</b>	<b>1</b>	<b>.344</b>	<b>.420</b>	<b>.764</b>	<b>0</b>	<b>5</b>	<b>1</b>	<b>3</b>		
Pitcher	W-L	ERA	G	GS	CG	SHO	GF	HLD	SV	SVO	IP	H	R	ER	HR	HB	BB	IBB	SO	AVG	WP	BK	GIDP	TBF
Bummer, A	0-0	0.00	3	0	0	0	0	3	0	0	2.0	1	0	0	0	0	0	0	3	.167	0	0	1	6
Burdi, Z	0-0	3.00	1	0	0	0	0	0	0	0	3.0	3	2	1	1	0	1	0	3	.273	0	0	0	13
Burr, R	0-0	0.00	1	0	0	0	0	0	0	0	1.1	3	0	0	0	0	0	0	0	.429	0	0	0	7
Cease, D	0-0	11.05	2	2	0	0	0	0	0	0	7.1	10	9	9	1	0	8	0	11	.345	0	0	1	39
Crochet, G	0-0	0.00	3	0	0	0	2	0	0	0	2.1	2	0	0	0	0	1	0	3	.250	0	0	0	9
Foster, M	1-0	0.00	1	0	0	0	0	0	0	0	1.2	1	0	0	0	0	0	0	2	.167	0	0	0	6
Giolito, L	0-1	63.00	1	1	0	0	0	0	0	0	1.0	8	8	7	2	0	2	0	0	.727	0	0	0	13
Hendriks, L	0-0	0.00	4	0	0	0	3	0	2	2	4.0	3	0	0	0	0	0	0	4	.200	0	0	0	15
Heuer, C	0-1	16.20	1	0	0	0	0	0	0	0	1.2	3	3	3	1	0	0	0	4	.375	0	0	0	8
Keuchel, D	1-0	3.60	1	1	0	0	0	0	0	0	5.0	6	2	2	1	0	0	0	1	.316	0	0	1	19
Kimbrel, C	1-0	6.00	3	0	0	0	1	1	0	2	3.0	2	2	2	0	0	3	0	5	.222	1	0	0	14
Kopech, M	0-0	1.50	3	1	0	0	0	1	0	0	6.0	2	1	1	0	0	3	0	11	.100	0	0	0	23
Lynn, L	0-0	0.00	1	1	0	0	0	0	0	0	5.0	2	0	0	0	0	0	0	9	.118	0	0	0	17
Marshall, E	0-0	3.86	2	0	0	0	0	0	0	0	2.1	4	1	1	0	0	0	0	1	.364	0	0	0	11
Mendick, D	0-0	0.00	1	0	0	0	1	0	0	0	1.0	1	0	0	0	1	0	0	1	.250	0	0	0	5
Mercedes, Y	0-0	9.00	1	0	0	0	0	0	0	0	1.0	3	1	1	0	0	2	0	0	.600	0	0	0	7
Rodón, C	1-0	1.80	1	1	0	0	0	0	0	0	5.0	3	1	1	1	0	0	0	7	.167	1	0	0	18
Ruiz, J	0-0	2.45	3	0	0	0	1	1	0	0	3.2	2	1	1	0	0	4	1	4	.154	0	1	0	17
Tepera, R	0-0	27.00	1	0	0	0	0	1	0	0	0.2	3	2	2	0	0	0	0	0	.600	1	0	0	5
Wright Jr., M	0-1	0.00	1	0	0	0	1	0	0	0	1.0	1	1	0	0	0	0	0	0	.250	0	0	0	4
<b>SOX</b>	<b>4-3</b>	<b>4.81</b>	<b>7</b>	<b>7</b>	<b>0</b>	<b>0</b>	<b>7</b>	<b>9</b>	<b>2</b>	<b>4</b>	<b>58.0</b>	<b>63</b>	<b>34</b>	<b>31</b>	<b>7</b>	<b>1</b>	<b>24</b>	<b>1</b>	<b>69</b>	<b>.279</b>	<b>3</b>	<b>1</b>	<b>3</b>	<b>256</b>
<b>OPP</b>	<b>3-4</b>	<b>3.38</b>	<b>7</b>	<b>7</b>	<b>0</b>	<b>0</b>	<b>7</b>	<b>0</b>	<b>1</b>	<b>2</b>	<b>58.2</b>	<b>57</b>	<b>30</b>	<b>22</b>	<b>6</b>	<b>4</b>	<b>20</b>	<b>2</b>	<b>57</b>	<b>.254</b>	<b>2</b>	<b>0</b>	<b>7</b>	<b>251</b>

# WHITE SOX VS. CHICAGO-NL

## WHITE SOX VS. CUBS

Player	AVG	G	AB	R	H	TB	2B	3B	HR	RBI	BB	IBB	SO	SB	CS	OBP	SLG	OPS	SH	SF	HBP	GIDP
Abreu, J	.385	6	26	8	10	16	3	0	1	5	1	0	2	0	0	.429	.615	1.044	0	0	1	2
Anderson, T	.261	5	23	5	6	12	3	0	1	2	1	0	6	0	0	.292	.522	.813	0	0	0	0
Cease, D	.000	1	2	0	0	0	0	0	0	0	0	0	2	0	0	.000	.000	.000	0	0	0	0
Collins, Z	.000	2	5	0	0	0	0	0	0	0	0	0	3	0	0	.000	.000	.000	0	0	0	0
Engel, A	.444	3	9	3	4	5	1	0	0	0	1	0	3	3	0	.545	.556	1.101	0	0	1	0
García, L	.071	5	14	1	1	2	1	0	0	0	0	0	2	1	0	.133	.143	.276	0	0	1	0
Goodwin, B	.231	5	13	3	3	9	0	0	2	5	1	0	4	0	0	.286	.692	.978	0	0	0	0
Grandal, Y	.500	3	12	3	6	16	1	0	3	10	1	0	2	0	0	.571	1.333	1.905	0	0	1	0
Hernández, C	.217	6	23	4	5	11	0	0	2	3	4	2	5	0	1	.333	.478	.812	0	0	0	0
Jiménez, E	.364	6	22	7	8	20	3	0	3	10	3	0	2	0	0	.440	.909	1.349	0	0	0	2
Lamb, J	.200	3	5	2	1	1	0	0	0	0	1	0	2	0	0	.333	.200	.533	0	0	0	0
Lynn, L	.000	1	3	0	0	0	0	0	0	0	0	0	2	0	0	.000	.000	.000	0	0	0	0
Moncada, Y	.278	5	18	4	5	6	1	0	0	4	6	0	4	1	0	.458	.333	.792	0	0	0	0
Robert, L	.556	2	9	6	5	12	1	0	2	4	1	0	0	0	0	.636	1.333	1.970	0	0	1	1
Rodón, C	.000	1	2	0	0	0	0	0	0	0	0	0	1	0	0	.000	.000	.000	0	0	0	0
Sheets, G	.500	2	2	0	1	1	0	0	0	1	0	0	0	0	0	.500	.500	1.000	0	0	0	0
Vaughn, A	.294	5	17	4	5	8	0	0	1	5	3	0	2	0	0	.429	.471	.899	0	0	1	0
Zavala, S	.167	4	12	1	2	2	0	0	0	1	0	0	4	0	0	.167	.167	.333	0	0	0	1
<b>SOX</b>	<b>.286</b>	<b>6</b>	<b>217</b>	<b>51</b>	<b>62</b>	<b>121</b>	<b>14</b>	<b>0</b>	<b>15</b>	<b>50</b>	<b>23</b>	<b>2</b>	<b>46</b>	<b>5</b>	<b>1</b>	<b>.370</b>	<b>.558</b>	<b>.928</b>	<b>0</b>	<b>0</b>	<b>6</b>	<b>6</b>
<b>OPP</b>	<b>.231</b>	<b>6</b>	<b>208</b>	<b>30</b>	<b>48</b>	<b>87</b>	<b>9</b>	<b>0</b>	<b>10</b>	<b>29</b>	<b>16</b>	<b>0</b>	<b>82</b>	<b>3</b>	<b>2</b>	<b>.284</b>	<b>.418</b>	<b>.703</b>	<b>1</b>	<b>1</b>	<b>0</b>	<b>2</b>

Pitcher	W-L	ERA	G	GS	CG	SHO	GF	HLD	SV	SVO	IP	H	R	ER	HR	HB	BB	IBB	SO	AVG	WP	BK	GIDP	TBF
Bummer, A	0-0	0.00	2	0	0	0	0	2	0	0	1.1	1	0	0	0	0	0	0	2	.200	0	0	0	5
Cease, D	2-0	3.27	2	2	0	0	0	0	0	0	11.0	9	4	4	1	0	5	0	21	.220	2	0	1	46
Crochet, G	0-0	9.00	2	0	0	0	1	0	0	0	2.0	3	3	2	1	0	0	0	1	.333	0	0	0	9
Hendriks, L	1-0	0.00	2	0	0	0	1	0	0	0	2.1	1	0	0	0	0	0	0	6	.125	0	0	0	8
Keuchel, D	0-0	45.00	1	1	0	0	0	0	0	0	1.0	7	6	5	1	0	1	0	1	.700	0	0	0	11
Kimbrel, C	0-0	20.25	3	0	0	0	1	0	0	1	2.2	6	6	6	3	0	1	0	4	.429	0	0	0	15
Kopech, M	0-0	0.00	3	0	0	0	2	0	0	0	2.2	2	0	0	0	0	1	0	3	.222	0	0	0	11
López, R	1-0	0.00	2	0	0	0	0	0	0	0	7.0	1	0	0	0	0	0	0	10	.048	0	0	0	21
Lynn, L	0-1	6.55	2	2	0	0	0	0	0	0	11.0	11	8	8	3	0	4	0	15	.256	0	0	0	48
Rodón, C	1-0	0.00	1	1	0	0	0	0	0	0	5.0	2	0	0	0	0	2	0	11	.118	0	0	0	19
Ruiz, J	0-0	0.00	2	0	0	0	1	0	0	0	3.0	1	0	0	0	0	1	0	6	.100	0	0	0	11
Tepera, R	0-0	0.00	3	0	0	0	1	0	0	0	3.0	1	0	0	0	0	0	1	1.100	1	0	0	10	
Wright Jr., M	0-0	9.00	2	0	0	0	1	0	0	0	3.0	3	3	3	1	0	1	0	1	.273	0	0	1	12
<b>SOX</b>	<b>5-1</b>	<b>4.58</b>	<b>6</b>	<b>6</b>	<b>0</b>	<b>0</b>	<b>6</b>	<b>4</b>	<b>0</b>	<b>1</b>	<b>55.0</b>	<b>48</b>	<b>30</b>	<b>28</b>	<b>10</b>	<b>0</b>	<b>16</b>	<b>0</b>	<b>82</b>	<b>.231</b>	<b>3</b>	<b>0</b>	<b>2</b>	<b>226</b>
<b>OPP</b>	<b>1-5</b>	<b>7.47</b>	<b>6</b>	<b>6</b>	<b>0</b>	<b>0</b>	<b>6</b>	<b>0</b>	<b>0</b>	<b>0</b>	<b>53.0</b>	<b>62</b>	<b>51</b>	<b>44</b>	<b>15</b>	<b>6</b>	<b>23</b>	<b>2</b>	<b>46</b>	<b>.286</b>	<b>2</b>	<b>0</b>	<b>6</b>	<b>246</b>



# WHITE SOX VS. CINCINNATI

## WHITE SOX VS. REDS

Player	AVG	G	AB	R	H	TB	2B	3B	HR	RBI	BB	IBB	SO	SB	CS	OBP	SLG	OPS	SH	SF	HBP	GDP		
Abreu, J	.200	4	15	2	3	6	0	0	1	3	1	0	4	0	0	.278	.400	.678	0	1	1	0		
Anderson, T	.278	4	18	1	5	8	0	0	1	4	0	0	7	1	0	.278	.444	.722	0	0	0	0		
B Cease,	1.000	1	3	1	3	4	1	0	0	0	0	0	0	0	0	1.000	1.333	2.333	0	0	0	0		
Collins, Z	.000	1	0	0	0	0	0	0	0	0	1	0	0	0	0	1.000	.000	1.000	0	0	0	0		
Eaton, A	.000	1	3	0	0	0	0	0	0	0	0	0	3	0	0	.250	.000	.250	0	0	1	0		
Engel, A	.000	1	3	0	0	0	0	0	0	0	0	0	1	0	0	.000	.000	.000	0	0	0	0		
García, L	.286	4	14	3	4	6	0	1	0	1	2	0	4	0	1	.375	.429	.804	1	0	0	1		
Grandal, Y	.000	4	8	1	0	0	0	0	0	0	8	0	4	0	0	.500	.000	.500	0	0	0	1		
Hamilton, B	.000	2	5	0	0	0	0	0	0	0	0	0	3	0	0	.000	.000	.000	0	0	0	0		
Hernández, C	.333	1	3	1	1	2	1	0	0	1	1	0	0	0	0	.500	.667	1.167	0	0	0	0		
Jiménez, E	.250	2	8	1	2	2	0	0	0	0	0	0	3	0	0	.250	.250	.500	0	0	0	0		
Keuchel, D	.000	1	2	0	0	0	0	0	0	0	0	0	1	0	0	.000	.000	.000	0	0	0	0		
Lamb, J	.000	1	0	0	0	0	0	0	0	0	0	0	0	0	0	.000	.000	.000	0	0	0	0		
Madrigal, N	.333	2	9	2	3	3	0	0	0	1	0	0	1	0	0	.333	.333	.667	0	0	0	0		
Mendick, D	.000	1	0	0	0	0	0	0	0	0	1	0	0	0	0	1.000	.000	1.000	0	0	0	0		
Mercedes, Y	.000	2	2	0	0	0	0	0	0	0	0	0	1	0	0	.000	.000	.000	0	0	0	0		
Moncada, Y	.214	4	14	4	3	7	1	0	1	2	2	0	4	0	0	.313	.500	.812	0	0	0	0		
Robert, L	.375	2	8	3	3	9	0	0	2	3	1	0	1	1	0	.444	1.125	1.569	0	0	0	0		
Sheets, G	.667	2	6	2	4	10	0	0	2	5	0	0	1	0	0	.667	1.667	2.333	0	0	0	0		
Vaughn, A	.000	3	8	1	0	0	0	0	0	1	0	0	2	0	0	.100	.000	.100	0	1	1	1		
<b>SOX</b>	<b>.238</b>	<b>4</b>	<b>130</b>	<b>22</b>	<b>31</b>	<b>57</b>	<b>3</b>	<b>1</b>	<b>7</b>	<b>21</b>	<b>17</b>	<b>0</b>	<b>40</b>	<b>2</b>	<b>1</b>	<b>.336</b>	<b>.438</b>	<b>.774</b>	<b>1</b>	<b>2</b>	<b>3</b>	<b>3</b>		
<b>OPP</b>	<b>.127</b>	<b>4</b>	<b>118</b>	<b>3</b>	<b>15</b>	<b>22</b>	<b>4</b>	<b>0</b>	<b>1</b>	<b>3</b>	<b>15</b>	<b>1</b>	<b>30</b>	<b>1</b>	<b>0</b>	<b>.237</b>	<b>.186</b>	<b>.424</b>	<b>1</b>	<b>0</b>	<b>2</b>	<b>5</b>		
Pitcher	W-L	ERA	G	GS	CG	SHO	GF	HLD	SV	SVO	IP	H	R	ER	HR	HB	BB	IBB	SO	AVG	WP	BK	GDP	TBF
Bummer, A	0-0	0.00	1	0	0	0	0	0	0	0	1.0	0	0	0	0	1	0	0	0	.000	0	0	1	4
Cease, D	1-0	0.00	1	1	0	0	0	0	0	0	6.0	1	0	0	0	0	3	0	11	.056	1	0	0	22
Crochet, G	0-0	0.00	1	0	0	0	1	0	0	0	0.1	0	0	0	0	0	0	0	0	.000	0	0	0	1
Foster, M	0-0	0.00	1	0	0	0	1	0	0	0	1.0	0	0	0	0	0	0	0	0	.000	0	0	0	3
Hendriks, L	0-1	0.00	1	0	0	0	1	0	0	0	0.1	2	1	0	0	0	0	0	0	.667	0	0	0	3
Keuchel, D	0-0	0.00	1	1	0	0	0	0	0	0	7.0	2	0	0	0	1	3	0	1	.095	0	0	2	25
Kopech, M	0-0	0.00	2	0	0	0	0	1	0	0	4.2	2	0	0	0	0	6	1	7	.133	0	0	1	21
López, R	1-0	1.50	1	1	0	0	0	0	0	0	6.0	2	1	1	1	0	0	4	.100	0	0	0	20	
McRae, A	0-0	0.00	1	0	0	0	1	0	0	0	1.0	0	0	0	0	0	1	0	1	.000	0	0	0	4
Rodón, C	1-0	0.00	1	1	0	0	0	0	0	0	5.0	1	0	0	0	0	2	0	4	.063	0	0	0	18
Ruiz, J	0-0	0.00	2	0	0	0	0	0	0	0	3.0	3	0	0	0	0	0	0	2	.273	0	0	1	11
Wright Jr., M	0-0	13.50	1	0	0	0	0	0	0	0	0.2	2	1	1	0	0	0	0	0	.500	0	0	0	4
<b>SOX</b>	<b>3-1</b>	<b>0.50</b>	<b>4</b>	<b>4</b>	<b>0</b>	<b>1</b>	<b>4</b>	<b>1</b>	<b>0</b>	<b>0</b>	<b>36.0</b>	<b>15</b>	<b>3</b>	<b>2</b>	<b>1</b>	<b>2</b>	<b>15</b>	<b>1</b>	<b>30</b>	<b>.127</b>	<b>1</b>	<b>0</b>	<b>5</b>	<b>136</b>
<b>OPP</b>	<b>1-3</b>	<b>5.40</b>	<b>4</b>	<b>4</b>	<b>0</b>	<b>1</b>	<b>4</b>	<b>0</b>	<b>0</b>	<b>0</b>	<b>35.0</b>	<b>31</b>	<b>22</b>	<b>21</b>	<b>7</b>	<b>3</b>	<b>17</b>	<b>0</b>	<b>40</b>	<b>.238</b>	<b>3</b>	<b>0</b>	<b>3</b>	<b>153</b>

# WHITE SOX VS. CLEVELAND

WHITE SOX OVERVIEW

COACHING STAFF

PLAYERS & ROSTER

2021 SEASON REVIEW

POSTSEASON HISTORY

MINOR LEAGUES

MEDIA & MISC.

## WHITE SOX VS. INDIANS

Player	AVG	G	AB	R	H	TB	2B	3B	HR	RBI	BB	IBB	SO	SB	CS	OBP	SLG	OPS	SH	SF	HBP	GIDP
Abreu, J	.175	18	57	5	10	16	0	0	2	7	13	0	20	0	0	.368	.281	.649	0	1	5	2
Anderson, T	.262	14	61	8	16	29	1	0	4	11	2	0	12	3	2	.286	.475	.761	0	0	0	0
Collins, Z	.190	7	21	4	4	5	1	0	0	3	2	0	4	0	0	.261	.238	.499	0	0	0	0
Eaton, A	.184	11	38	5	7	14	1	0	2	5	1	0	15	0	0	.262	.368	.630	0	0	3	0
Engel, A	.364	4	11	2	4	8	1	0	1	2	2	0	4	1	0	.462	.727	1.189	0	0	0	0
Garcia, L	.256	15	43	8	11	14	3	0	0	6	3	0	10	0	0	.304	.326	.630	0	0	0	2
Goodwin, B	.250	4	12	5	3	9	0	0	2	3	4	0	2	0	0	.438	.750	1.188	0	0	0	0
Grandal, Y	.194	11	36	4	7	10	0	0	1	3	8	0	11	0	0	.341	.278	.619	0	0	0	2
Hamilton, B	.294	7	17	5	7	5	2	0	0	2	0	0	9	2	0	.294	.412	.706	1	0	0	0
Hernández, C	.308	7	26	2	8	8	0	0	0	0	1	0	5	0	0	.333	.308	.641	0	0	0	1
Jiménez, E	.188	4	16	1	3	7	1	0	1	3	0	0	5	0	0	.188	.438	.625	0	0	0	2
Lamb, J	.200	7	15	3	3	3	0	0	0	0	6	0	8	0	0	.429	.200	.629	0	0	0	0
Madrigal, N	.242	10	33	3	8	9	1	0	0	4	1	0	4	0	0	.265	.273	.537	0	0	0	0
Mendick, D	.167	3	6	1	1	1	0	0	0	0	1	0	0	0	0	.286	.167	.452	0	0	0	0
Mercedes, Y	.182	10	33	4	6	10	1	0	1	4	2	0	7	0	0	.229	.303	.532	0	0	0	2
Moncada, Y	.275	18	69	6	19	25	3	0	1	6	6	0	29	0	0	.342	.362	.704	0	0	1	0
Robert, L	.385	11	39	5	15	27	4	1	2	5	1	0	10	1	1	.415	.692	1.107	0	0	1	0
Sheets, G	.200	7	25	2	5	6	1	0	0	1	0	6	0	0	0	.259	.240	.499	0	0	1	2
Vaughn, A	.167	12	42	3	7	8	1	0	0	3	4	0	15	0	0	.239	.190	.430	0	0	0	1
Williams, N	.000	2	6	1	0	0	0	0	0	0	1	0	3	0	0	.250	.000	.250	0	0	1	0
Zavala, S	.444	3	9	4	4	13	0	0	3	6	1	0	4	0	0	.500	1.444	1.944	0	0	0	0
<b>SOX</b>	<b>.237</b>	<b>19</b>	<b>615</b>	<b>81</b>	<b>146</b>	<b>229</b>	<b>21</b>	<b>1</b>	<b>20</b>	<b>73</b>	<b>60</b>	<b>0</b>	<b>186</b>	<b>7</b>	<b>3</b>	<b>.317</b>	<b>.372</b>	<b>.689</b>	<b>1</b>	<b>1</b>	<b>12</b>	<b>14</b>
<b>OPP</b>	<b>.224</b>	<b>19</b>	<b>604</b>	<b>74</b>	<b>135</b>	<b>235</b>	<b>27</b>	<b>2</b>	<b>23</b>	<b>70</b>	<b>41</b>	<b>1</b>	<b>179</b>	<b>17</b>	<b>1</b>	<b>.278</b>	<b>.389</b>	<b>.667</b>	<b>3</b>	<b>3</b>	<b>6</b>	<b>10</b>

Pitcher	W-L	ERA	G	GS	CG	SHO	GF	HLD	SV	SVO	IP	H	R	ER	HR	HB	BB	IBB	SO	AVG	WP	BK	GIDP	TBF
Bummer, A	1-0	1.08	9	0	0	0	2	2	1	1	8.1	3	2	0	0	0	5	0	10	.111	0	0	1	32
Burr, R	0-0	0.00	4	0	0	0	1	1	0	0	4.0	3	0	0	0	0	0	0	7	.214	1	0	0	14
Cease, D	1-1	6.23	2	2	0	0	0	0	0	0	8.2	11	6	6	1	0	1	0	11	.289	1	1	1	39
Crochet, G	0-1	1.59	7	0	0	0	1	2	0	0	5.2	5	3	1	0	0	2	0	3	.250	0	0	2	24
Foster, M	0-0	4.50	4	0	0	0	3	0	0	0	4.0	2	2	2	0	1	1	0	5	.167	0	0	1	14
Giolito, L	1-1	0.49	3	3	0	0	0	0	0	0	18.1	13	2	1	1	0	6	0	22	.186	1	0	0	76
Hendriks, L	1-0	0.00	8	0	0	0	6	0	4	4	7.1	3	0	0	0	0	0	0	11	.120	1	0	0	25
Heuer, C	2-0	7.94	4	0	0	0	1	1	0	0	5.2	9	5	5	1	0	0	0	7	.360	0	0	1	25
Keuchel, D	0-1	6.61	3	3	0	0	0	0	0	0	16.1	12	12	12	4	1	7	0	10	.203	0	0	2	67
Kimbrel, C	0-0	1.80	5	0	0	0	1	1	0	0	5.0	1	1	1	1	1	2	0	6	.067	0	0	0	18
Kopech, M	0-1	8.22	5	1	0	0	0	1	0	1	7.2	10	7	7	0	0	2	0	10	.294	1	0	0	36
Lambert, J	0-1	5.40	2	2	0	0	0	0	0	0	6.2	9	4	4	2	1	2	0	6	.321	0	0	1	31
López, R	0-0	2.84	2	1	0	0	0	0	0	0	6.1	5	2	2	2	0	0	0	8	.208	0	0	0	24
Lynn, L	1-2	5.73	4	4	0	0	0	0	0	0	22.0	23	14	14	4	1	3	0	25	.267	0	0	1	91
Marshall, E	0-0	2.08	4	0	0	0	0	0	0	1	4.1	1	1	1	1	0	0	0	3	.083	0	0	0	14
Rodón, C	2-0	2.70	3	3	1	1	0	0	0	0	20.0	12	7	6	4	1	6	1	23	.167	2	0	0	80
Ruiz, J	1-1	3.38	8	0	0	0	3	0	0	1	8.0	7	4	3	1	0	1	0	9	.241	1	0	0	32
Tepera, R	0-0	13.50	2	0	0	0	0	0	0	1	0.2	3	1	1	1	0	0	0	6	.600	0	0	0	6
Wright Jr., M	0-0	4.50	1	0	0	0	0	0	0	0	2.0	3	1	1	0	0	2	0	3	.333	1	0	0	11
<b>SOX</b>	<b>10-9</b>	<b>3.80</b>	<b>19</b>	<b>19</b>	<b>1</b>	<b>2</b>	<b>18</b>	<b>8</b>	<b>5</b>	<b>9</b>	<b>161.0</b>	<b>135</b>	<b>74</b>	<b>68</b>	<b>23</b>	<b>6</b>	<b>41</b>	<b>1</b>	<b>179</b>	<b>.224</b>	<b>9</b>	<b>1</b>	<b>10</b>	<b>659</b>
<b>OPP</b>	<b>9-10</b>	<b>4.15</b>	<b>19</b>	<b>19</b>	<b>0</b>	<b>3</b>	<b>19</b>	<b>8</b>	<b>6</b>	<b>8</b>	<b>160.2</b>	<b>146</b>	<b>81</b>	<b>74</b>	<b>20</b>	<b>12</b>	<b>60</b>	<b>0</b>	<b>186</b>	<b>.237</b>	<b>5</b>	<b>0</b>	<b>14</b>	<b>689</b>





# WHITE SOX VS. DETROIT

## WHITE SOX VS. TIGERS

Player	AVG	G	AB	R	H	TB	2B	3B	HR	RBI	BB	IBB	SO	SB	CS	OBP	SLG	OPS	SH	SF	HBP	GDP		
Abreu, J	.273	16	66	7	18	29	5	0	2	13	4	0	11	0	0	.324	.439	.763	0	0	1	6		
Anderson, T	.389	17	72	16	28	37	6	0	1	10	5	0	12	0	2	.429	.514	.942	0	0	0	1		
Burger, J	.364	3	11	1	4	7	1	1	0	0	1	0	3	0	0	.417	.636	1.053	0	0	0	2		
Collins, Z	.292	10	24	3	7	11	4	0	0	3	6	0	7	0	0	.433	.458	.892	0	0	0	0		
Eaton, A	.216	11	37	6	8	10	0	1	0	1	3	0	10	0	0	.293	.270	.563	0	0	1	0		
Engel, A	.300	6	20	3	6	11	2	0	1	1	1	0	3	1	0	.391	.550	.941	0	0	2	1		
García, L	.291	16	55	7	16	21	2	0	1	14	8	0	15	1	1	.375	.382	.757	2	1	0	2		
González, L	.000	1	0	0	0	0	0	0	0	0	0	0	0	0	0	.000	.000	.000	0	0	0	0		
Goodwin, B	.222	5	18	4	4	10	1	1	1	6	3	0	5	0	0	.333	.556	.889	0	0	0	0		
Grandal, Y	.250	15	44	13	11	26	3	0	4	6	15	0	9	0	0	.443	.591	1.034	0	1	1	2		
Hamilton, B	.143	12	14	2	2	3	1	0	0	1	1	0	7	0	0	.200	.214	.414	1	0	0	0		
Hernández, C	.294	5	17	3	5	6	1	0	0	2	2	0	2	0	0	.400	.353	.753	0	0	1	0		
Jiménez, E	.273	6	22	2	6	10	1	0	1	3	4	0	6	0	0	.385	.455	.839	0	0	0	2		
Lamb, J	.238	7	21	3	5	9	1	0	1	3	3	0	5	0	0	.333	.429	.762	0	0	0	1		
Madrigal, N	.500	5	18	4	9	13	1	0	1	3	2	0	1	0	0	.550	.722	1.272	0	0	0	0		
Mendick, D	.263	9	19	6	5	6	1	0	0	4	4	0	9	0	1	.400	.316	.716	0	1	1	0		
Mercedes, Y	.207	8	29	2	6	9	0	0	1	5	3	0	3	0	0	.281	.310	.592	0	0	0	0		
Moncada, Y	.250	15	56	9	14	29	6	0	3	9	6	0	14	0	1	.328	.518	.846	0	1	1	0		
Robert, L	.222	7	27	2	6	11	2	0	1	6	2	0	8	0	0	.290	.407	.698	0	1	1	1		
Sheets, G	.250	7	24	4	6	9	0	0	1	6	2	0	4	0	0	.308	.375	.683	0	0	0	0		
Vaughn, A	.268	12	41	9	11	18	4	0	1	3	3	0	8	0	0	.318	.439	.757	0	0	0	1		
<b>SOX</b>	<b>.279</b>	<b>19</b>	<b>635</b>	<b>106</b>	<b>177</b>	<b>285</b>	<b>42</b>	<b>3</b>	<b>20</b>	<b>99</b>	<b>78</b>	<b>0</b>	<b>142</b>	<b>2</b>	<b>5</b>	<b>.363</b>	<b>.449</b>	<b>.812</b>	<b>3</b>	<b>5</b>	<b>9</b>	<b>19</b>		
<b>OPP</b>	<b>.222</b>	<b>19</b>	<b>607</b>	<b>71</b>	<b>135</b>	<b>218</b>	<b>20</b>	<b>3</b>	<b>19</b>	<b>71</b>	<b>58</b>	<b>1</b>	<b>196</b>	<b>25</b>	<b>2</b>	<b>.291</b>	<b>.359</b>	<b>.651</b>	<b>1</b>	<b>7</b>	<b>4</b>	<b>11</b>		
Pitcher	W-L	ERA	G	GS	CG	SHO	GF	HLD	SV	SVO	IP	H	R	ER	HR	HB	BB	IBB	SO	AVG	WP	BK	GDP	TBF
Bummer, A	1-0	0.00	6	0	0	0	1	2	1	1	5.1	2	0	0	0	0	2	0	6	.118	0	0	0	19
Burr, R	0-0	0.00	5	0	0	0	0	0	0	0	6.0	1	0	0	0	0	7	0	6	.059	1	0	2	24
Cease, D	3-0	1.17	4	4	1	1	0	0	0	0	23.0	16	3	3	1	1	4	0	31	.188	1	0	0	90
Crochet, G	0-0	2.70	5	0	0	0	2	0	0	0	6.2	4	2	2	0	0	5	0	10	.167	0	0	0	30
Foster, M	0-0	4.05	6	0	0	0	4	0	0	0	6.2	6	3	2	0	0	2	0	7	.222	0	0	0	29
Fry, J	0-1	18.00	2	0	0	0	0	0	0	0	3.0	6	6	6	1	0	4	0	2	.500	0	0	2	16
Giolito, L	0-3	5.16	5	5	0	0	0	0	0	0	29.2	29	17	17	7	1	6	0	33	.254	1	0	1	122
Hendriks, L	2-0	1.93	10	0	0	0	9	0	6	7	9.1	3	2	2	1	0	0	0	16	.094	1	0	0	32
Heuer, C	0-0	6.75	5	0	0	0	1	1	0	0	4.0	3	3	3	0	0	2	0	5	.200	0	0	0	17
Keuchel, D	1-1	6.53	5	4	0	0	0	0	0	0	20.2	34	16	15	3	0	8	0	10	.370	3	0	4	100
Kimbrel, C	0-1	4.50	2	0	0	0	1	0	0	0	2.0	1	1	1	0	1	0	0	3	.143	0	0	0	8
Kopech, M	0-0	3.00	1	0	0	0	0	0	0	0	3.0	2	1	1	0	0	0	0	6	.200	0	0	0	11
López, R	0-1	81.00	1	0	0	0	0	0	0	0	0.1	3	3	3	1	0	1	0	0	1.000	1	0	0	5
Lynn, L	3-0	1.59	3	3	0	0	0	0	0	0	17.0	12	3	3	1	0	8	1	19	.203	1	0	1	68
Marshall, E	0-0	9.00	3	0	0	0	0	2	0	1	3.0	3	3	3	2	0	0	0	5	.273	0	0	0	12
Rodón, C	2-0	2.25	3	3	0	0	0	0	0	0	16.0	5	5	4	0	0	5	0	27	.096	1	0	0	59
Ruiz, J	0-0	0.00	5	0	0	0	2	1	0	0	6.1	2	0	0	0	0	1	0	8	.091	0	0	0	23
Tepera, R	0-0	0.00	2	0	0	0	0	0	0	0	2.0	2	0	0	0	0	2	0	2	.286	0	0	1	9
Wright Jr., M	0-0	--	1	0	0	0	0	0	0	0	0.0	1	3	3	0	1	0	0	0	1.000	0	0	0	3
<b>SOX</b>	<b>12-7</b>	<b>3.79</b>	<b>19</b>	<b>19</b>	<b>1</b>	<b>2</b>	<b>18</b>	<b>8</b>	<b>7</b>	<b>9</b>	<b>164.0</b>	<b>135</b>	<b>71</b>	<b>69</b>	<b>19</b>	<b>4</b>	<b>58</b>	<b>1</b>	<b>196</b>	<b>.222</b>	<b>10</b>	<b>0</b>	<b>11</b>	<b>677</b>
<b>OPP</b>	<b>7-12</b>	<b>5.37</b>	<b>19</b>	<b>19</b>	<b>1</b>	<b>0</b>	<b>18</b>	<b>9</b>	<b>6</b>	<b>9</b>	<b>161.0</b>	<b>177</b>	<b>106</b>	<b>96</b>	<b>20</b>	<b>9</b>	<b>78</b>	<b>0</b>	<b>142</b>	<b>.279</b>	<b>2</b>	<b>0</b>	<b>19</b>	<b>730</b>

# WHITE SOX VS. HOUSTON

## WHITE SOX VS. ASTROS

Player	AVG	G	AB	R	H	TB	2B	3B	HR	RBI	BB	IBB	SO	SB	CS	OBP	SLG	OPS	SH	SF	HBP	GIDP
Abreu, J	.167	7	24	1	4	8	1	0	1	5	3	0	4	0	0	.310	.333	.644	0	0	2	1
Anderson, T	.241	7	29	4	7	16	1	1	2	3	1	0	7	0	0	.267	.552	.818	0	0	0	0
Burger, J	.286	2	7	2	2	6	1	0	1	2	1	0	2	0	0	.375	.857	1.232	0	0	0	0
Collins, Z	.200	4	10	1	2	5	0	0	1	1	2	0	6	0	1	.333	.500	.833	0	0	0	0
Engel, A	.250	5	16	2	4	4	0	0	0	2	0	0	6	0	0	.250	.250	.500	0	0	0	0
Garcia, L	.000	3	8	1	0	0	0	0	0	0	2	0	2	0	0	.273	.000	.273	0	0	1	0
Goodwin, B	.250	6	20	2	5	8	3	0	0	0	1	0	7	0	0	.286	.400	.686	0	0	0	0
Grandal, Y	.308	4	13	1	4	4	0	0	0	1	0	1	2	0	0	.357	.308	.665	0	0	0	1
Hamilton, B	.000	2	5	1	0	0	0	0	0	0	0	0	1	0	0	.000	.000	.000	0	0	0	0
Lamb, J	.286	3	7	1	2	5	0	0	1	2	1	0	4	0	0	.375	.714	1.089	0	0	0	0
Mendick, D	.143	5	14	2	2	2	0	0	0	1	2	0	5	0	0	.250	.143	.393	0	0	0	0
Mercedes, Y	.000	3	11	0	0	0	0	0	0	0	0	0	4	0	0	.000	.000	.000	0	0	0	1
Moncada, Y	.250	7	24	2	6	11	2	0	1	3	5	0	3	0	0	.379	.458	.838	0	0	0	1
Sheets, G	.400	2	5	2	2	6	1	0	1	2	1	0	0	0	0	.500	1.200	1.70	0	0	0	0
Vaughn, A	.160	7	25	1	4	8	1	0	1	1	1	0	3	0	0	.192	.320	.512	0	0	0	0
Zavala, S	.000	1	2	0	0	0	0	0	0	0	0	0	1	0	0	.333	.000	.333	0	0	1	0

<b>SOX</b>	<b>.200</b>	<b>7</b>	<b>220</b>	<b>23</b>	<b>44</b>	<b>83</b>	<b>10</b>	<b>1</b>	<b>9</b>	<b>22</b>	<b>21</b>	<b>0</b>	<b>57</b>	<b>0</b>	<b>1</b>	<b>.282</b>	<b>.377</b>	<b>.659</b>	<b>0</b>	<b>0</b>	<b>4</b>	<b>4</b>
------------	-------------	----------	------------	-----------	-----------	-----------	-----------	----------	----------	-----------	-----------	----------	-----------	----------	----------	-------------	-------------	-------------	----------	----------	----------	----------

<b>OPP</b>	<b>.230</b>	<b>7</b>	<b>226</b>	<b>35</b>	<b>52</b>	<b>85</b>	<b>10</b>	<b>1</b>	<b>7</b>	<b>34</b>	<b>21</b>	<b>0</b>	<b>67</b>	<b>3</b>	<b>1</b>	<b>.306</b>	<b>.376</b>	<b>.682</b>	<b>0</b>	<b>1</b>	<b>4</b>	<b>3</b>
------------	-------------	----------	------------	-----------	-----------	-----------	-----------	----------	----------	-----------	-----------	----------	-----------	----------	----------	-------------	-------------	-------------	----------	----------	----------	----------

Pitcher	W-L	ERA	G	GS	CG	SHO	GF	HLD	SV	SVO	IP	H	R	ER	HR	HB	BB	IBB	SO	AVG	WP	BK	GIDP	TBF
Bummer, A	0-0	21.60	2	0	0	0	0	0	0	0	1.2	4	4	4	0	1	2	0	2	.500	2	0	1	11
Burdj, Z	0-0	3.00	3	0	0	0	1	0	0	0	3.0	3	1	1	0	1	3	0	1	.273	0	0	0	16
Burr, R	0-0	0.00	1	0	0	0	0	0	0	0	2.0	1	0	0	0	0	1	0	1	.167	0	0	1	7
Cease, D	0-2	9.00	2	2	0	0	0	0	0	0	9.0	10	10	9	2	2	4	0	14	.263	1	0	0	44
Crochet, G	0-1	27.00	1	0	0	0	1	0	0	0	0.1	2	1	1	0	0	0	0	0	.667	0	0	0	3
Foster, M	0-0	10.80	2	0	0	0	0	0	0	0	3.1	5	4	4	3	0	1	0	3	.357	0	0	0	15
Giolito, L	1-0	1.00	1	1	1	0	0	0	0	0	9.0	3	1	1	1	0	0	0	8	.100	0	0	0	30
Hendriks, L	0-0	0.00	2	0	0	0	2	0	0	0	2.0	0	0	0	0	0	0	0	4	.000	0	0	0	6
Heuer, C	0-0	0.00	3	0	0	0	0	0	0	0	2.1	1	0	0	0	0	1	0	2	.125	1	0	0	9
Keuchel, D	0-1	10.13	1	1	0	0	0	0	0	0	2.2	7	6	3	0	0	4	0	3	.467	0	0	0	19
Kopech, M	0-0	0.00	1	0	0	0	0	0	0	0	1.0	0	0	0	0	0	0	0	1	.000	0	0	0	3
López, R	0-0	0.00	1	0	0	0	1	0	0	0	2.0	1	0	0	0	0	0	0	1	.143	0	0	0	7
Lynn, L	0-1	13.50	1	1	0	0	0	0	0	0	4.0	8	6	6	0	0	1	0	6	.400	1	0	0	21
Rodón, C	1-0	0.64	2	2	0	0	0	0	0	0	14.0	4	1	1	0	0	3	0	18	.089	0	0	1	48
Ruiz, J	0-0	3.00	3	0	0	0	1	0	0	0	3.0	3	1	1	1	0	1	0	3	.250	0	0	0	13
<b>SOX</b>	<b>2-5</b>	<b>4.70</b>	<b>7</b>	<b>7</b>	<b>1</b>	<b>0</b>	<b>6</b>	<b>0</b>	<b>0</b>	<b>0</b>	<b>59.1</b>	<b>52</b>	<b>35</b>	<b>31</b>	<b>7</b>	<b>4</b>	<b>21</b>	<b>0</b>	<b>67</b>	<b>.230</b>	<b>5</b>	<b>0</b>	<b>3</b>	<b>252</b>
<b>OPP</b>	<b>5-2</b>	<b>3.25</b>	<b>7</b>	<b>7</b>	<b>0</b>	<b>0</b>	<b>7</b>	<b>1</b>	<b>0</b>	<b>0</b>	<b>61.0</b>	<b>44</b>	<b>23</b>	<b>22</b>	<b>9</b>	<b>4</b>	<b>21</b>	<b>0</b>	<b>57</b>	<b>.200</b>	<b>3</b>	<b>0</b>	<b>4</b>	<b>245</b>

# WHITE SOX VS. KANSAS CITY

## WHITE SOX VS. ROYALS

Player	AVG	G	AB	R	H	TB	2B	3B	HR	RBI	BB	IBB	SO	SB	CS	OBP	SLG	OPS	SH	SF	HBP	GDP		
Abreu, J	.290	17	62	12	18	33	6	0	3	11	5	1	13	0	0	.357	.532	.889	0	1	2	1		
Anderson, T	.306	12	49	10	15	22	4	0	1	3	3	1	12	1	0	.346	.449	.795	0	0	0	0		
Collins, Z	.120	9	25	3	3	8	2	0	1	1	2	0	11	0	0	.185	.320	.505	0	0	0	1		
Eaton, A	.333	7	18	4	6	13	1	0	2	7	5	0	6	0	0	.478	.722	1.200	1	0	0	2		
Engel, A	.211	6	19	1	4	7	3	0	0	1	1	0	7	0	0	.286	.368	.654	0	0	1	1		
Garcia, L	.298	16	57	4	17	21	2	1	0	6	5	0	12	0	0	.344	.368	.712	1	2	0	2		
Gonzalez, R	.000	2	7	0	0	0	0	0	0	1	0	0	4	0	0	.000	.000	.000	0	0	0	0		
Goodwin, B	.133	7	15	0	2	2	0	0	0	0	1	0	3	0	0	.188	.133	.321	0	0	0	0		
Grandal, Y	.222	7	18	4	4	7	0	0	1	5	9	0	10	0	0	.278	.290	.837	0	2	0	0		
OHamilton, B	.071	8	14	0	1	2	1	0	0	0	0	0	7	0	0	.071	.143	.214	0	0	0	0		
Hernández, C	.200	5	15	1	3	3	0	0	0	0	4	0	3	0	0	.368	.200	.568	0	0	0	0		
Jiménez, E	.161	9	31	2	5	9	1	0	1	4	5	0	11	0	0	.278	.290	.568	0	0	0	1		
Madrigal, N	.167	9	36	5	6	6	0	0	0	0	1	0	3	0	0	.189	.167	.356	0	0	0	1		
Mendick, D	.300	11	30	2	9	12	0	0	1	4	6	0	6	0	0	.417	.400	.817	0	0	0	0		
Mercedes, Y	.250	9	32	3	8	14	1	1	1	5	5	0	6	0	0	.351	.438	.789	0	0	0	0		
Moncada, Y	.156	18	64	6	10	16	3	0	1	8	9	0	20	0	1	.270	.250	.520	0	0	1	2		
Robert, L	.286	5	21	3	6	10	1	0	1	2	1	0	4	0	0	.304	.476	.780	0	1	0	0		
Sheets, G	.150	6	20	1	3	6	0	0	1	2	1	0	5	0	0	.190	.300	.490	0	0	0	0		
Vaughn, A	.236	17	55	7	13	21	2	0	2	8	7	0	11	0	0	.317	.382	.699	0	1	0	2		
Williams, N	.000	2	4	1	0	0	0	0	0	0	0	0	1	0	0	.200	.000	.200	0	0	1	1		
Zavala, S	.000	7	12	3	0	0	0	0	0	1	3	0	5	0	0	.200	.000	.200	0	0	0	0		
<b>SOX</b>	<b>.220</b>	<b>19</b>	<b>604</b>	<b>72</b>	<b>133</b>	<b>212</b>	<b>27</b>	<b>2</b>	<b>16</b>	<b>69</b>	<b>73</b>	<b>2</b>	<b>160</b>	<b>1</b>	<b>1</b>	<b>.306</b>	<b>.351</b>	<b>.657</b>	<b>2</b>	<b>7</b>	<b>5</b>	<b>14</b>		
<b>OPP</b>	<b>.224</b>	<b>19</b>	<b>606</b>	<b>71</b>	<b>136</b>	<b>228</b>	<b>19</b>	<b>5</b>	<b>21</b>	<b>66</b>	<b>50</b>	<b>1</b>	<b>164</b>	<b>19</b>	<b>7</b>	<b>.281</b>	<b>.376</b>	<b>.657</b>	<b>4</b>	<b>9</b>	<b>1</b>	<b>8</b>		
Pitcher	W-L	ERA	G	GS	CG	SHO	GF	HLD	SV	SVO	IP	H	R	ER	HR	HB	BB	IBB	SO	AVG	WP	BK	GDP	TBF
Bummer, A	0-0	1.04	8	0	0	0	1	4	0	1	8.2	3	1	1	0	0	2	0	11	.111	0	0	0	30
Burr, R	0-1	0.00	3	0	0	0	2	0	0	0	3.2	1	1	0	0	0	3	0	1	.100	1	0	1	14
Cease, D	1-1	1.98	5	5	0	0	0	0	0	0	27.1	18	9	6	1	0	12	0	35	.186	1	1	1	111
Crochet, G	0-1	0.00	5	0	0	0	3	0	0	0	4.1	4	1	0	0	0	2	1	5	.235	0	0	0	20
Foster, M	1-0	3.68	6	0	0	0	1	0	0	0	7.1	8	3	3	0	0	2	0	7	.267	0	1	0	33
Giolito, L	1-2	5.57	4	4	0	0	0	0	0	0	21.0	21	13	13	5	0	6	0	18	.263	3	0	2	87
Hendriks, L	0-0	3.00	6	0	0	0	4	0	4	6	6.0	6	2	2	0	0	0	6	.250	0	0	0	25	
Heuer, C	1-0	5.06	6	0	0	0	0	2	0	0	5.1	4	3	3	0	0	1	0	4	.235	0	0	0	20
Keuchel, D	0-3	6.60	3	3	0	0	0	0	0	0	15.0	16	12	11	3	1	6	0	9	.276	0	0	1	65
Kimbrel, C	1-0	0.00	1	0	0	0	0	0	0	0	1.0	1	0	0	0	0	0	0	3	.250	0	0	0	4
Kopech, M	0-0	4.97	7	1	0	0	0	3	0	0	12.2	10	7	7	3	0	2	0	16	.213	0	0	0	50
López, R	1-0	4.50	4	1	0	0	0	0	0	0	8.0	6	5	4	2	0	3	0	4	.207	0	0	0	33
Lynn, L	2-0	0.00	2	2	1	1	0	0	0	0	14.0	6	0	0	0	0	4	0	17	.125	0	0	0	52
Marshall, E	0-0	3.38	3	0	0	0	1	0	0	0	2.2	1	1	1	0	0	2	0	2	.125	0	0	1	10
McRae, A	0-0	9.00	1	0	0	0	1	0	0	0	1.0	3	1	1	0	0	0	0	0	.500	0	0	0	6
Rodón, C	1-2	4.60	3	3	0	0	0	0	0	0	15.2	21	8	8	3	0	3	0	17	.323	0	0	1	70
Ruiz, J	0-0	6.00	5	0	0	0	4	0	0	0	6.0	5	4	4	2	0	1	0	3	.227	0	0	1	23
Tepera, R	0-0	0.00	3	0	0	0	1	1	0	0	2.2	0	0	0	0	0	0	0	4	.000	0	0	0	8
Wright Jr., M	0-0	0.00	1	0	0	0	0	0	0	0	2.1	2	0	0	0	0	1	0	2	.222	0	0	0	10
<b>SOX</b>	<b>9-10</b>	<b>3.50</b>	<b>19</b>	<b>19</b>	<b>1</b>	<b>1</b>	<b>18</b>	<b>10</b>	<b>4</b>	<b>7</b>	<b>164.2</b>	<b>136</b>	<b>71</b>	<b>64</b>	<b>21</b>	<b>1</b>	<b>50</b>	<b>1</b>	<b>164</b>	<b>.224</b>	<b>5</b>	<b>2</b>	<b>8</b>	<b>671</b>
<b>OPP</b>	<b>10-9</b>	<b>3.86</b>	<b>19</b>	<b>19</b>	<b>0</b>	<b>0</b>	<b>19</b>	<b>8</b>	<b>3</b>	<b>6</b>	<b>165.2</b>	<b>133</b>	<b>72</b>	<b>71</b>	<b>16</b>	<b>5</b>	<b>73</b>	<b>2</b>	<b>160</b>	<b>.220</b>	<b>7</b>	<b>1</b>	<b>14</b>	<b>691</b>

# WHITE SOX VS. LOS ANGELES-AL

## WHITE SOX VS. ANGELS

Player	AVG	G	AB	R	H	TB	2B	3B	HR	RBI	BB	IBB	SO	SB	CS	OBP	SLG	OPS	SH	SF	HBP	GIDP
Abreu, J	.208	7	24	4	5	9	1	0	1	6	7	0	9	0	0	.394	.375	.769	0	1	1	1
Anderson, T	.200	6	25	4	5	8	0	0	1	1	0	0	8	0	0	.200	.320	.520	0	0	0	0
Collins, Z	.200	3	10	2	2	2	0	0	0	0	2	0	2	0	0	.333	.200	.533	0	0	0	0
Eaton, A	.250	4	16	4	4	7	0	0	1	3	3	0	4	0	0	.368	.438	.806	0	0	0	0
García, L	.250	6	20	3	5	6	1	0	0	1	0	0	5	1	0	.250	.300	.550	2	0	0	1
Gonzalez, R	.250	1	4	1	1	1	0	0	0	0	0	0	2	0	0	.250	.250	.500	0	0	0	1
Goodwin, B	.000	1	3	0	0	0	0	0	0	0	0	1	0	2	0	.000	.000	.250	0	0	0	0
Grandal, Y	.200	5	20	2	4	5	1	0	0	4	2	0	4	0	0	.273	.250	.523	0	0	0	1
Hamilton, B	.286	5	7	1	2	2	0	0	0	0	1	0	1	1	0	.375	.286	.661	0	0	0	0
Hernández, C	.273	3	11	0	3	3	0	0	0	1	1	0	2	0	0	.333	.273	.606	0	0	0	0
Jiménez, E	.250	3	12	1	3	5	2	0	0	0	0	0	4	0	0	.250	.417	.667	0	0	0	1
Madrigal, N	.273	3	11	1	3	3	0	0	0	0	0	0	1	0	1	.333	.273	.606	0	0	1	0
Mercedes, Y	.643	3	14	2	9	14	2	0	1	6	0	0	2	0	0	.643	1.000	1.643	0	0	0	0
Moncada, Y	.227	6	22	3	5	9	1	0	1	1	3	0	8	0	0	.370	.409	.780	0	0	2	0
Robert, L	.357	7	28	5	10	15	2	0	1	3	1	0	8	1	0	.400	.536	.936	0	0	1	0
Sheets, G	.400	3	10	2	4	9	2	0	1	4	2	0	4	0	0	.500	.900	1.400	0	0	0	0
Vaughn, A	.000	2	6	1	0	0	0	0	0	0	1	0	3	0	0	.143	.000	.143	0	0	0	0
<b>SOX</b>	<b>.267</b>	<b>7</b>	<b>243</b>	<b>36</b>	<b>65</b>	<b>98</b>	<b>12</b>	<b>0</b>	<b>7</b>	<b>30</b>	<b>24</b>	<b>0</b>	<b>69</b>	<b>3</b>	<b>1</b>	<b>.344</b>	<b>.403</b>	<b>.777</b>	<b>2</b>	<b>1</b>	<b>5</b>	<b>5</b>
<b>OPP</b>	<b>.248</b>	<b>7</b>	<b>230</b>	<b>39</b>	<b>57</b>	<b>100</b>	<b>3</b>	<b>2</b>	<b>12</b>	<b>36</b>	<b>30</b>	<b>1</b>	<b>69</b>	<b>1</b>	<b>2</b>	<b>.342</b>	<b>.435</b>	<b>.777</b>	<b>1</b>	<b>2</b>	<b>4</b>	<b>9</b>

Pitcher	W-L	ERA	G	GS	CG	SHO	GF	HLD	SV	SVO	IP	H	R	ER	HR	HB	BB	IBB	SO	AVG	WP	BK	GIDP	TBF
Bummer, A	1-1	0.00	3	0	0	0	0	0	0	1	2.2	2	2	0	0	1	2	0	3	.182	0	0	0	14
Burr, R	0-0	0.00	2	0	0	0	0	0	0	0	2.0	2	0	0	0	0	2	0	0	.333	0	0	2	8
Cease, D	0-0	5.79	1	1	0	0	0	0	0	0	4.2	5	3	3	1	0	3	0	3	.278	0	0	0	22
Crochet, G	0-0	0.00	2	0	0	0	1	0	0	0	3.1	1	0	0	0	0	0	0	4	.100	1	0	0	10
Foster, M	0-0	10.80	3	0	0	0	2	0	0	0	1.2	1	2	2	1	0	1	0	4	.143	0	0	0	8
Fry, J	0-0	9.00	2	0	0	0	1	0	0	0	2.0	2	2	2	0	1	1	0	1	.286	1	0	1	9
Giolito, L	0-0	4.82	2	2	0	0	0	0	0	0	9.1	5	5	5	3	0	4	0	16	.152	0	0	0	37
Gonzalez, R	0-0	0.00	1	0	0	0	1	0	0	0	0.1	0	0	0	0	0	0	0	1	.000	0	0	0	1
Hendriks, L	0-0	7.71	2	0	0	0	1	0	1	1	2.1	2	2	2	1	0	1	0	5	.222	0	0	0	10
Heuer, C	0-0	3.00	2	0	0	0	0	1	0	0	3.0	5	1	1	1	0	1	0	1	.417	0	0	1	14
Keuchel, D	0-0	5.40	2	2	0	0	0	0	0	0	10.0	12	8	6	1	1	7	0	7	.316	0	0	3	47
Kopech, M	1-1	2.25	2	0	0	0	0	0	0	0	4.0	1	1	1	1	0	1	0	6	.077	0	0	0	14
López, R	0-1	13.50	1	1	0	0	0	0	0	0	4.0	7	7	6	2	0	1	0	7	.368	0	0	0	20
Lynn, L	0-0	0.00	1	1	0	0	0	0	0	0	4.2	6	2	0	0	0	2	0	6	.300	0	0	1	22
Marshall, E	0-1	16.20	2	0	0	0	1	1	0	1	1.2	3	3	3	1	0	1	1	2	.375	0	0	0	9
Ruiz, J	0-1	3.00	3	0	0	0	0	0	0	0	3.0	3	1	1	0	0	0	0	2	.231	1	0	1	13
Wright Jr., M	0-0	0.00	2	0	0	0	0	0	0	0	1.2	0	0	0	0	1	3	0	1	.000	1	0	0	9
<b>SOX</b>	<b>2-5</b>	<b>4.77</b>	<b>7</b>	<b>7</b>	<b>0</b>	<b>0</b>	<b>7</b>	<b>2</b>	<b>1</b>	<b>3</b>	<b>60.1</b>	<b>57</b>	<b>39</b>	<b>32</b>	<b>12</b>	<b>4</b>	<b>30</b>	<b>1</b>	<b>69</b>	<b>.248</b>	<b>4</b>	<b>0</b>	<b>9</b>	<b>267</b>
<b>OPP</b>	<b>5-2</b>	<b>4.79</b>	<b>7</b>	<b>7</b>	<b>0</b>	<b>0</b>	<b>7</b>	<b>2</b>	<b>2</b>	<b>4</b>	<b>62.0</b>	<b>65</b>	<b>36</b>	<b>33</b>	<b>7</b>	<b>5</b>	<b>24</b>	<b>0</b>	<b>69</b>	<b>.267</b>	<b>5</b>	<b>1</b>	<b>5</b>	<b>275</b>

# WHITE SOX VS. MILWAUKEE

## WHITE SOX VS. BREWERS

Player	AVG	G	AB	R	H	TB	2B	3B	HR	RBI	BB	IBB	SO	SB	CS	OBP	SLG	OPS	SH	SF	HBP	GIDP		
Abreu, J	.100	3	10	0	1	1	0	0	0	0	2	0	5	0	0	.250	.100	.350	0	0	0	1		
Anderson, T	.083	3	12	0	1	1	0	0	0	0	0	0	3	0	0	.083	.083	.167	0	0	0	0		
Burger, J	.000	2	2	0	0	0	0	0	0	0	0	0	2	0	0	.000	.000	.000	0	0	0	0		
Collins, Z	.250	2	4	0	1	1	0	0	0	1	3	1	1	0	0	.571	.250	.821	0	0	0	0		
Engel, A	.000	1	4	0	0	0	0	0	0	0	0	0	1	0	0	.000	.000	.000	0	0	0	0		
Garcia, L	.111	3	9	1	1	1	0	0	0	2	0	0	1	0	0	.273	.111	.384	0	0	0	1		
Giolito, L	.000	1	2	0	0	0	0	0	0	0	0	0	2	0	0	.000	.000	.000	0	0	0	0		
Goodwin, B	.182	3	11	1	2	2	0	0	0	1	0	2	0	0	0	.250	.182	.432	0	0	0	0		
Hamilton, B	.000	1	0	0	0	0	0	0	0	0	0	0	0	0	0	.000	.000	.000	0	0	0	0		
Hendriks, L	.000	1	0	0	0	0	0	0	0	0	0	0	0	0	0	.000	.000	.000	0	0	0	0		
Kopech, M	.000	1	1	0	0	0	0	0	0	0	0	0	0	0	0	.000	.000	.000	0	0	0	0		
Lynn, L	.500	1	2	0	1	1	0	0	0	2	0	0	1	0	0	.500	.500	1.000	0	0	0	0		
Mendick, D	.000	2	1	0	0	0	0	0	0	0	0	0	1	0	0	.000	.000	.000	0	0	0	0		
Moncada, Y	.167	3	12	0	2	2	0	0	0	0	0	6	0	0	0	.167	.167	.333	0	0	0	0		
Rodón, C	.000	1	1	0	0	0	0	0	0	0	0	0	0	0	0	.000	.000	.000	0	0	0	0		
Sheets, G	.222	3	9	0	2	2	0	0	0	0	0	0	1	0	0	.222	.222	.444	0	0	0	0		
Vaughn, A	.500	3	12	2	6	12	3	0	1	1	0	0	2	0	0	.500	1.000	1.500	0	0	0	1		
Zavala, S	.333	1	3	1	1	1	0	0	0	1	0	0	1	0	0	.333	.333	.667	0	0	0	0		
<b>SOX</b>	<b>.189</b>	<b>3</b>	<b>95</b>	<b>5</b>	<b>18</b>	<b>24</b>	<b>3</b>	<b>0</b>	<b>1</b>	<b>5</b>	<b>8</b>	<b>1</b>	<b>29</b>	<b>0</b>	<b>0</b>	<b>.252</b>	<b>.253</b>	<b>.505</b>	<b>0</b>	<b>0</b>	<b>0</b>	<b>3</b>		
<b>OPP</b>	<b>.232</b>	<b>3</b>	<b>95</b>	<b>14</b>	<b>22</b>	<b>42</b>	<b>3</b>	<b>1</b>	<b>5</b>	<b>14</b>	<b>14</b>	<b>1</b>	<b>27</b>	<b>2</b>	<b>0</b>	<b>.336</b>	<b>.442</b>	<b>.778</b>	<b>2</b>	<b>0</b>	<b>1</b>	<b>2</b>		
Pitcher	W-L	ERA	G	GS	CG	SHO	GF	HLD	SV	SVO	IP	H	R	ER	HR	HB	BB	IBB	SO	AVG	WP	BK	GDP	TBF
Bummer, A	0-0	40.50	1	0	0	0	0	0	0	0	0.2	1	3	3	0	0	2	0	1	.333	0	0	0	5
Burr, R	0-0	81.00	1	0	0	0	0	0	0	0	0.1	1	3	3	1	0	2	0	1	.500	0	0	0	4
Giolito, L	0-1	1.50	1	1	0	0	0	0	0	0	6.0	6	1	1	0	0	5	1	3	.273	0	0	2	27
Hendriks, L	0-0	0.00	1	0	0	0	1	0	1	1	2.0	1	0	0	0	0	0	3	.143	0	0	0	7	
Kopech, M	0-0	0.00	1	0	0	0	0	1	0	0	1.0	1	0	0	0	0	2	0	.250	0	0	0	6	
López, R	0-0	3.00	2	0	0	0	2	0	0	0	3.0	1	1	1	1	0	0	4	.100	0	0	0	10	
Lynn, L	1-0	1.50	1	1	0	0	0	0	0	0	6.0	6	1	1	0	0	0	6	.250	0	0	0	24	
Rodón, C	0-1	4.50	1	1	0	0	0	0	0	0	4.0	4	4	2	2	1	2	0	.250	0	0	0	21	
Ruiz, J	0-0	4.50	1	0	0	0	0	0	0	0	2.0	1	1	1	1	0	1	0	.143	0	0	0	8	
<b>SOX</b>	<b>1-2</b>	<b>4.32</b>	<b>3</b>	<b>3</b>	<b>0</b>	<b>0</b>	<b>3</b>	<b>1</b>	<b>1</b>	<b>1</b>	<b>25.0</b>	<b>22</b>	<b>14</b>	<b>12</b>	<b>5</b>	<b>1</b>	<b>14</b>	<b>1</b>	<b>27</b>	<b>.232</b>	<b>0</b>	<b>0</b>	<b>2</b>	<b>112</b>
<b>OPP</b>	<b>2-1</b>	<b>1.67</b>	<b>3</b>	<b>3</b>	<b>0</b>	<b>0</b>	<b>3</b>	<b>1</b>	<b>0</b>	<b>0</b>	<b>27.0</b>	<b>18</b>	<b>5</b>	<b>5</b>	<b>1</b>	<b>0</b>	<b>8</b>	<b>1</b>	<b>29</b>	<b>.189</b>	<b>0</b>	<b>0</b>	<b>3</b>	<b>103</b>

# WHITE SOX VS. MINNESOTA

## WHITE SOX VS. TWINS

Player	AVG	G	AB	R	H	TB	2B	3B	HR	RBI	BB	IBB	SO	SB	CS	OBP	SLG	OPS	SH	SF	HBP	GIDP		
Abreu, J	.323	16	62	17	20	45	3	2	6	16	4	0	16	0	0	.371	.726	1.097	0	2	2	4		
Anderson, T	.324	16	71	12	23	34	2	0	3	9	4	0	9	2	2	.368	.479	.847	0	0	1	1		
Burger, J	.143	6	14	0	2	3	1	0	0	1	1	0	8	0	0	.200	.214	.414	0	0	0	0		
Collins, Z	.192	13	26	4	5	9	1	0	1	5	7	0	9	1	0	.364	.346	.710	0	0	0	3		
Eaton, A	.208	7	24	2	5	7	2	0	0	3	1	0	8	0	0	.240	.292	.532	1	0	0	0		
Engel, A	.200	6	20	4	4	9	2	0	1	3	4	0	3	2	0	.333	.450	.783	0	0	0	2		
García, L	.288	16	52	8	15	24	4	1	1	11	6	0	15	0	0	.367	.462	.828	1	1	1	0		
Goodwin, B	.211	11	38	8	8	17	3	0	2	5	6	0	10	0	0	.311	.447	.758	0	1	0	0		
Gandal, Y	.280	9	25	12	7	22	0	0	5	13	10	0	9	0	0	.472	.880	1.352	0	1	0	2		
Hamilton, B	.387	15	31	9	12	20	4	2	0	4	0	0	9	5	0	.375	.645	1.020	0	1	0	1		
Hendriks, L	.000	1	0	0	0	0	0	0	0	0	0	0	0	0	0	.000	.000	.000	0	0	0	0		
Hernández, C	.200	3	10	3	2	2	0	0	0	0	2	0	4	0	0	.333	.200	.533	0	0	0	0		
Jiménez, E	.333	3	12	2	4	10	0	0	2	5	1	0	3	0	0	.385	.833	1.218	0	0	0	0		
Lamb, J	.267	6	15	4	4	11	1	0	2	2	1	0	4	0	0	.353	.733	1.086	0	0	1	0		
Madrigal, N	.294	4	17	4	5	10	2	0	1	3	2	0	1	0	0	.368	.588	.957	0	0	0	1		
Mendick, D	.148	10	27	2	4	7	0	0	1	7	1	0	3	0	0	.207	.259	.466	1	0	1	0		
Mercedes, Y	.375	7	24	5	9	13	1	0	1	5	5	0	4	0	0	.483	.542	1.024	0	0	0	0		
Moncada, Y	.322	16	59	13	19	35	5	1	3	10	7	0	12	0	0	.394	.593	.987	0	0	0	1		
Robert, L	.250	2	8	0	2	3	1	0	0	1	0	0	2	0	0	.250	.375	.625	0	0	0	1		
Ruiz, J	.000	1	0	0	0	0	0	0	0	0	0	0	0	0	0	.000	.000	.000	0	0	0	0		
Sheets, G	.259	9	27	3	7	16	3	0	2	8	2	0	8	0	0	.300	.593	.893	0	1	0	1		
Vaughn, A	.278	18	54	11	15	24	3	0	2	9	7	0	16	0	0	.369	.444	.814	0	2	2	0		
Zavala, S	.143	6	14	0	2	2	0	0	0	1	0	0	6	0	0	.200	.143	.343	1	0	0	0		
<b>SOX</b>	<b>.276</b>	<b>19</b>	<b>630</b>	<b>123</b>	<b>174</b>	<b>323</b>	<b>38</b>	<b>6</b>	<b>33</b>	<b>120</b>	<b>72</b>	<b>0</b>	<b>159</b>	<b>10</b>	<b>2</b>	<b>.353</b>	<b>.513</b>	<b>.866</b>	<b>4</b>	<b>9</b>	<b>8</b>	<b>17</b>		
<b>OPP</b>	<b>.224</b>	<b>19</b>	<b>612</b>	<b>71</b>	<b>137</b>	<b>244</b>	<b>25</b>	<b>2</b>	<b>26</b>	<b>68</b>	<b>56</b>	<b>2</b>	<b>173</b>	<b>6</b>	<b>2</b>	<b>.293</b>	<b>.399</b>	<b>.692</b>	<b>1</b>	<b>5</b>	<b>6</b>	<b>16</b>		
Pitcher	W-L	ERA	G	GS	CG	SHO	GF	HLD	SV	SVO	IP	H	R	ER	HR	HB	BB	IBB	SO	AVG	WP	BK	GIDP	TBF
Bummer, A	1-1	6.23	4	0	0	0	2	1	0	1	4.1	3	3	3	1	0	2	0	7	.176	0	0	0	19
Burdi, Z	0-0	9.00	1	0	0	0	0	0	0	0	1.0	1	1	1	1	0	0	0	0	.250	0	0	0	4
Burr, R	1-0	6.00	6	0	0	0	2	1	0	1	6.0	7	4	4	2	0	3	0	4	.304	1	0	0	28
Cease, D	1-2	5.91	4	4	0	0	0	0	0	0	21.1	21	14	14	5	3	9	0	27	.256	2	0	1	95
Crochet, G	1-1	1.74	11	0	0	0	3	2	0	0	10.1	6	3	2	0	0	5	0	19	.162	2	0	0	43
Foster, M	0-0	2.08	4	0	0	0	0	1	0	0	4.1	4	1	1	1	0	0	0	2	.250	0	0	1	16
Fry, J	0-0	0.00	1	0	0	0	0	0	0	0	0.2	1	0	0	0	0	0	0	0	.500	1	0	1	2
Giolitto, L	3-0	2.05	3	3	0	0	0	0	0	0	22.0	10	5	5	3	1	4	0	20	.145	0	0	5	74
Hendriks, L	0-0	1.93	8	0	0	0	8	0	4	4	9.1	5	3	2	0	1	3	1	15	.147	3	0	0	38
Heuer, C	0-0	5.79	6	0	0	0	0	2	0	0	4.2	8	3	3	1	0	4	0	6	.381	0	0	1	25
Keuchel, D	2-1	5.70	4	4	0	0	0	0	0	0	23.2	23	15	15	4	1	7	0	14	.256	1	0	4	98
Kimbrel, C	0-0	0.00	1	0	0	0	1	0	0	0	1.0	1	0	0	0	0	0	0	1	.250	0	0	0	4
3Kopech, M	1-0	1.80	4	0	0	0	0	3	0	0	5.0	3	1	1	1	0	3	0	4	.176	1	0	1	20
López, R	0-0	1.50	2	2	0	0	0	0	0	0	6.0	3	2	1	1	0	3	0	7	.167	0	0	0	22
Lynn, L	2-0	1.50	4	4	0	0	0	0	0	0	24.0	16	5	4	4	0	8	1	21	.174	2	0	0	101
Marshall, E	0-0	40.50	2	0	0	0	0	0	0	0	0.2	3	3	3	0	0	2	0	0	.600	0	0	0	7
Rodón, C	1-0	4.09	2	2	0	0	0	0	0	0	11.0	13	5	5	0	0	2	0	17	.289	1	0	1	48
Ruiz, J	0-1	3.24	8	0	0	0	3	1	0	0	8.1	8	3	3	2	0	1	0	7	.250	0	0	1	33
Tepera, R	0-0	0.00	1	0	0	0	0	0	0	0	1.0	1	0	0	0	0	0	0	2	.250	0	0	0	4
<b>SOX</b>	<b>13-6</b>	<b>3.66</b>	<b>19</b>	<b>19</b>	<b>0</b>	<b>0</b>	<b>19</b>	<b>11</b>	<b>4</b>	<b>6</b>	<b>164.2</b>	<b>137</b>	<b>71</b>	<b>67</b>	<b>26</b>	<b>6</b>	<b>56</b>	<b>2</b>	<b>173</b>	<b>.224</b>	<b>14</b>	<b>0</b>	<b>16</b>	<b>681</b>
<b>OPP</b>	<b>6-13</b>	<b>6.41</b>	<b>19</b>	<b>19</b>	<b>1</b>	<b>0</b>	<b>18</b>	<b>6</b>	<b>4</b>	<b>5</b>	<b>160.0</b>	<b>174</b>	<b>123</b>	<b>114</b>	<b>33</b>	<b>8</b>	<b>72</b>	<b>0</b>	<b>159</b>	<b>.276</b>	<b>3</b>	<b>0</b>	<b>17</b>	<b>723</b>

# WHITE SOX VS. NEW YORK-YAL

## WHITE SOX VS. YANKEES

Player	AVG	G	AB	R	H	TB	2B	3B	HR	RBI	BB	IBB	SO	SB	CS	OBP	SLG	OPS	SH	SF	HBP	GIDP
Abreu, J	.409	6	22	4	9	20	2	0	3	4	3	0	5	0	0	.480	.909	1.389	0	0	0	3
Anderson, T	.259	6	27	3	7	11	1	0	1	4	1	0	5	0	0	.286	.407	.693	0	0	0	1
Collins, Z	.250	4	8	0	2	3	1	0	0	1	0	0	3	0	0	.250	.375	.625	0	0	0	0
Eaton, A	.000	3	6	1	0	0	0	0	0	0	1	0	2	0	0	.143	.000	.143	0	0	0	1
Engel, A	.000	1	2	1	0	0	0	0	0	0	1	0	0	0	0	.333	.000	.333	0	0	0	0
Garcia, L	.000	4	8	0	0	0	0	0	0	0	0	0	2	0	0	.000	.000	.000	1	0	0	1
Goodwin, B	.000	2	4	0	0	0	0	0	0	0	1	0	1	0	0	.200	.000	.200	0	0	0	0
Grandal, Y	.167	3	6	1	1	4	0	0	1	1	2	0	4	0	0	.375	.667	1.042	0	0	0	0
Hamilton, B	.000	2	2	0	0	0	0	0	0	0	0	0	0	0	0	.000	.000	.000	0	0	0	0
Hernández, C	.083	3	12	1	1	1	0	0	0	0	2	0	4	0	0	.214	.083	.298	0	0	0	2
Jiménez, E	.500	3	12	2	6	9	0	0	1	5	0	0	2	0	0	.462	.750	1.212	0	1	0	0
Lamb, J	.143	3	7	0	1	1	0	0	0	0	1	0	1	0	0	.250	.143	.393	0	0	0	0
Madrigal, N	.273	3	11	0	3	5	0	1	0	1	0	0	2	0	0	.273	.455	.727	0	0	0	0
Mendick, D	.167	5	6	0	1	1	0	0	0	0	0	0	0	0	0	.167	.167	.333	0	0	0	0
Mercedes, Y	.200	3	10	0	2	2	0	0	0	0	1	0	2	0	0	.333	.200	.533	0	0	1	2
Moncada, Y	.238	6	21	2	5	6	1	0	0	0	4	0	7	0	0	.360	.286	.646	0	0	0	0
Robert, L	.333	3	12	3	4	8	1	0	1	2	1	1	4	0	0	.385	.667	1.051	0	0	0	0
Vaughn, A	.313	6	16	2	5	12	1	0	2	2	3	0	3	0	0	.421	.750	1.171	0	0	0	0
Zavala, S	.167	3	6	2	1	4	0	0	1	2	1	0	4	0	0	.286	.667	.952	0	0	0	0
<b>SOX</b>	<b>.242</b>	<b>6</b>	<b>198</b>	<b>22</b>	<b>48</b>	<b>87</b>	<b>7</b>	<b>1</b>	<b>10</b>	<b>22</b>	<b>22</b>	<b>1</b>	<b>53</b>	<b>0</b>	<b>0</b>	<b>.320</b>	<b>.439</b>	<b>.759</b>	<b>1</b>	<b>1</b>	<b>1</b>	<b>10</b>
<b>OPP</b>	<b>.263</b>	<b>6</b>	<b>213</b>	<b>34</b>	<b>56</b>	<b>99</b>	<b>8</b>	<b>1</b>	<b>11</b>	<b>31</b>	<b>27</b>	<b>3</b>	<b>79</b>	<b>6</b>	<b>1</b>	<b>.347</b>	<b>.465</b>	<b>.812</b>	<b>0</b>	<b>1</b>	<b>1</b>	<b>2</b>

Pitcher	W-L	ERA	G	GS	CG	SHO	GF	HLD	SV	SVO	IP	H	R	ER	HR	HB	BB	IBB	SO	AVG	WP	BK	GIDP	TBF
Bummer, A	0-1	2.45	3	0	0	0	0	1	0	0	3.2	3	1	1	0	0	4	2	5	.231	1	0	0	17
Cease, D	0-1	7.71	2	2	0	0	0	0	0	0	9.1	9	8	8	1	1	4	0	12	.250	2	0	0	42
Crochet, G	0-0	0.00	2	0	0	0	1	0	0	0	2.2	2	0	0	0	1	0	6	.200	0	0	0	11	
Foster, M	0-0	9.00	3	0	0	0	1	0	0	0	3.0	7	3	3	2	2	0	3	.438	0	0	0	18	
Giolito, L	0-1	4.50	1	0	0	0	0	0	0	0	4.0	6	3	2	1	0	3	0	8	.316	0	0	0	22
Hendriks, L	1-1	40.50	3	0	0	0	2	0	0	1	1.1	5	7	6	3	0	2	0	3	.556	1	0	0	11
Heuer, C	0-0	0.00	1	0	0	0	0	0	0	0	1.0	0	0	0	0	0	0	2	.000	0	0	0	3	
Keuchel, D	0-0	2.25	1	1	0	0	0	0	0	0	4.0	6	3	1	0	0	2	0	4	.316	0	0	0	21
Kimbrel, C	0-0	4.50	2	0	0	0	1	0	0	0	2.0	2	1	1	1	0	1	0	3	.286	1	0	1	8
Kopech, M	0-0	3.86	2	0	0	0	1	0	0	0	2.1	4	1	1	1	0	1	0	4	.364	0	0	0	12
Lynn, L	0-0	7.20	1	1	0	0	0	0	0	0	5.0	4	4	4	2	0	2	0	7	.200	0	0	0	22
Marshall, E	0-1	4.50	2	0	0	0	1	0	0	0	2.0	3	1	1	0	0	0	0	1	.429	0	0	1	7
Rodón, C	0-0	0.00	1	1	0	0	0	0	0	0	6.0	2	0	0	0	0	0	0	13	.095	0	0	0	21
Ruiz, J	0-0	1.93	4	0	0	0	1	0	0	0	4.2	3	2	1	0	0	3	0	5	.176	0	0	0	20
Tepera, R	0-0	0.00	2	0	0	0	0	0	0	0	1.1	0	0	0	0	0	2	1	3	.000	1	0	0	7
<b>SOX</b>	<b>1-5</b>	<b>4.99</b>	<b>6</b>	<b>6</b>	<b>0</b>	<b>0</b>	<b>6</b>	<b>3</b>	<b>0</b>	<b>1</b>	<b>52.1</b>	<b>56</b>	<b>34</b>	<b>29</b>	<b>11</b>	<b>1</b>	<b>27</b>	<b>3</b>	<b>79</b>	<b>.263</b>	<b>6</b>	<b>0</b>	<b>2</b>	<b>242</b>
<b>OPP</b>	<b>5-1</b>	<b>3.48</b>	<b>6</b>	<b>6</b>	<b>0</b>	<b>0</b>	<b>6</b>	<b>6</b>	<b>2</b>	<b>6</b>	<b>54.1</b>	<b>48</b>	<b>22</b>	<b>21</b>	<b>10</b>	<b>1</b>	<b>22</b>	<b>1</b>	<b>53</b>	<b>.242</b>	<b>2</b>	<b>0</b>	<b>10</b>	<b>223</b>



# WHITE SOX VS. OAKLAND

## WHITE SOX VS. A'S

Player	AVG	G	AB	R	H	TB	2B	3B	HR	RBI	BB	IBB	SO	SB	CS	OBP	SLG	OPS	SH	SF	HBP	GIDP		
Abreu, J	.185	7	27	2	5	8	0	0	1	4	2	0	7	0	0	.267	.296	.563	0	0	1	1		
Anderson, T	.308	3	13	1	4	6	0	1	0	1	0	0	2	1	0	.308	.462	.769	0	0	0	0		
Collins, Z	.400	2	5	2	2	2	0	0	0	3	0	1	0	0	0	.625	.400	1.025	0	0	0	0		
García, L	.571	2	7	1	4	6	2	0	0	0	1	0	1	1	0	.667	.857	1.524	0	0	1	0		
Gonzalez, R	.400	2	5	0	2	3	1	0	0	0	0	0	2	0	0	.400	.600	1.000	0	0	0	0		
Goodwin, B	.353	6	17	1	6	6	0	0	0	2	4	0	2	1	0	.500	.353	.853	0	0	1	1		
Grandal, Y	.300	3	10	1	3	4	1	0	0	1	3	0	3	0	0	.462	.400	.862	0	0	0	1		
Hamilton, B	.250	1	4	0	1	3	0	1	0	0	0	0	2	0	0	.250	.750	1.000	0	0	0	0		
Hernández, C	.250	7	28	3	7	8	1	0	0	4	1	0	7	1	0	.267	.286	.552	0	1	0	1		
Jiménez, E	.263	5	19	3	5	7	2	0	0	3	1	0	4	0	0	.300	.368	.668	0	0	0	0		
Lamb, J	.167	2	6	2	1	4	0	0	1	3	1	0	2	0	0	.286	.667	.952	0	0	0	0		
Mendick, D	.250	3	8	0	2	2	0	0	0	0	0	0	2	0	0	.250	.250	.500	0	0	0	0		
Moncada, Y	.364	6	22	4	8	10	2	0	0	0	3	0	8	0	0	.440	.455	.894	0	0	0	0		
Robert, L	.407	6	27	5	11	14	0	0	1	3	0	0	1	1	0	.407	.519	.926	0	0	0	1		
Sheets, G	.222	3	9	1	2	2	0	0	0	1	0	0	3	0	0	.222	.222	.444	0	0	0	1		
Tepera, R	.000	1	0	0	0	0	0	0	0	0	0	0	0	0	0	.000	.000	.000	0	0	0	0		
Vaughn, A	.125	7	24	2	3	6	0	0	1	4	2	0	5	0	0	.192	.250	.442	0	0	0	3		
Zavala, S	.250	3	8	1	2	2	0	0	0	2	0	0	1	0	0	.250	.250	.500	1	0	0	0		
<b>SOX</b>	<b>.285</b>	<b>7</b>	<b>239</b>	<b>29</b>	<b>68</b>	<b>93</b>	<b>9</b>	<b>2</b>	<b>4</b>	<b>28</b>	<b>21</b>	<b>0</b>	<b>53</b>	<b>5</b>	<b>0</b>	<b>.348</b>	<b>.389</b>	<b>.738</b>	<b>1</b>	<b>1</b>	<b>3</b>	<b>9</b>		
<b>OPP</b>	<b>.212</b>	<b>7</b>	<b>217</b>	<b>20</b>	<b>46</b>	<b>76</b>	<b>6</b>	<b>3</b>	<b>6</b>	<b>18</b>	<b>25</b>	<b>0</b>	<b>51</b>	<b>6</b>	<b>1</b>	<b>.301</b>	<b>.350</b>	<b>.651</b>	<b>0</b>	<b>3</b>	<b>4</b>	<b>8</b>		
Pitcher	W-L	ERA	G	GS	CG	SHO	GF	HLD	SV	SVO	IP	H	R	ER	HR	HB	BB	IBB	SO	AVG	WP	BK	GIDP	TBF
Bummer, A	0-0	0.00	2	0	0	0	0	1	0	0	2.0	2	0	0	0	0	1	0	3	.250	0	0	0	9
Burr, R	0-0	4.15	4	0	0	0	0	0	0	0	4.1	4	2	2	0	1	2	0	5	.267	0	0	2	18
Cease, D	0-0	4.50	1	1	0	0	0	0	0	0	6.0	4	3	3	2	0	4	0	5	.182	0	0	0	26
Crochet, G	1-0	0.00	2	0	0	0	0	1	0	0	2.2	1	0	0	0	0	1	0	0	.125	0	0	1	9
Hendriks, L	0-0	0.00	3	0	0	0	3	0	3	3	3.2	0	0	0	0	0	0	0	7	.000	0	0	0	11
Keuchel, D	1-1	5.91	2	2	0	0	0	0	0	0	10.2	13	7	7	2	2	3	0	5	.302	0	0	1	48
Kimbrel, C	0-0	0.00	2	0	0	0	0	1	0	0	1.2	2	0	0	0	1	0	0	4	.286	0	0	0	8
Kopech, M	0-1	6.00	2	0	0	0	0	1	0	0	3.0	2	2	2	1	0	1	0	4	.182	0	0	0	12
Lambert, J	1-0	1.80	1	1	0	0	0	0	0	0	5.0	3	1	1	0	0	2	0	2	.188	0	0	1	19
López, R	1-1	0.90	2	2	0	0	0	0	0	0	10.0	7	3	1	0	0	5	0	6	.206	0	0	1	40
Lynn, L	0-0	2.25	1	1	0	0	0	0	0	0	4.0	4	1	1	1	0	3	0	4	.250	1	0	0	19
Ruiz, J	0-0	0.00	2	0	0	0	1	0	0	0	2.1	1	0	0	0	0	1	0	1	.125	0	0	0	9
Tepera, R	0-0	3.38	3	0	0	0	1	2	0	0	2.2	1	1	1	0	0	1	0	4	.125	0	0	1	10
Wright Jr., M	0-0	0.00	2	0	0	0	2	0	0	0	3.0	2	0	0	0	0	1	0	1	.200	0	0	1	11
<b>SOX</b>	<b>4-3</b>	<b>2.66</b>	<b>7</b>	<b>7</b>	<b>0</b>	<b>0</b>	<b>7</b>	<b>6</b>	<b>3</b>	<b>3</b>	<b>61.0</b>	<b>46</b>	<b>20</b>	<b>18</b>	<b>6</b>	<b>4</b>	<b>25</b>	<b>0</b>	<b>51</b>	<b>.212</b>	<b>1</b>	<b>0</b>	<b>8</b>	<b>249</b>
<b>OPP</b>	<b>3-4</b>	<b>4.20</b>	<b>7</b>	<b>7</b>	<b>0</b>	<b>0</b>	<b>7</b>	<b>3</b>	<b>2</b>	<b>2</b>	<b>60.0</b>	<b>68</b>	<b>29</b>	<b>28</b>	<b>4</b>	<b>3</b>	<b>21</b>	<b>0</b>	<b>53</b>	<b>.285</b>	<b>3</b>	<b>0</b>	<b>9</b>	<b>265</b>



# WHITE SOX VS. PITTSBURGH

## WHITE SOX VS. PIRATES

Player	AVG	G	AB	R	H	TB	2B	3B	HR	RBI	BB	IBB	SO	SB	CS	OBP	SLG	OPS	SH	SF	HBP	GIDP		
Abreu, J	.200	4	15	4	3	6	0	0	1	1	1	0	5	0	0	.294	.400	.694	0	0	1	0		
Anderson, T	.333	2	9	1	3	4	1	0	0	1	0	0	3	0	0	.333	.444	.778	0	0	0	0		
Cease, D	.000	1	3	0	0	0	0	0	0	0	0	0	1	0	0	.000	.000	.000	0	0	0	1		
Collins, Z	.000	1	2	0	0	0	0	0	0	0	0	0	0	0	0	.000	.000	.000	0	0	0	0		
García, L	.385	4	13	3	5	10	2	0	1	3	1	0	1	0	0	.400	.769	1.169	0	1	0	0		
Giolito, L	.500	1	2	0	1	1	0	0	0	0	0	0	1	0	0	.500	.500	1.000	0	0	0	0		
González, L	.250	2	4	1	1	2	1	0	0	0	1	0	1	0	0	.400	.500	.900	0	0	0	0		
Goodwin, B	.214	4	14	0	3	4	1	0	0	1	2	0	2	0	0	.313	.286	.598	0	0	0	0		
Grandal, Y	.455	4	11	4	5	13	2	0	2	6	3	0	2	0	0	.571	1.182	1.753	0	0	0	0		
Hendriks, L	.000	1	0	0	0	0	0	0	0	0	0	0	0	0	0	.000	.000	.000	0	0	0	0		
Hernández, C	.143	2	7	0	1	1	0	0	0	0	0	0	2	0	0	.143	.143	.286	0	0	0	0		
Jiménez, E	.143	2	7	1	1	1	0	0	0	0	1	0	1	0	0	.250	.143	.393	0	0	0	0		
Lamb, J	.250	1	4	1	1	1	0	0	0	0	0	0	1	0	0	.250	.250	.500	0	0	0	0		
Mendick, D	.000	2	2	0	0	0	0	0	0	0	1	0	0	0	0	.333	.000	.333	0	0	0	0		
Mercedes, Y	1.000	1	1	0	1	1	0	0	0	0	0	0	0	0	0	1.000	1.000	2.000	0	0	0	0		
Moncada, Y	.200	4	15	0	3	4	1	0	0	0	3	0	2	1	0	.333	.267	.600	0	0	0	1		
Robert, L	.222	2	9	0	2	3	1	0	0	0	0	0	1	0	0	.222	.333	.556	0	0	0	0		
Sheets, G	.667	1	3	2	2	8	0	0	2	4	0	0	0	0	0	.750	2.667	3.417	0	0	1	0		
Vaughn, A	.000	3	9	0	0	0	0	0	0	0	0	0	3	0	0	.000	.000	.000	0	0	0	0		
<b>SOX</b>	<b>.246</b>	<b>4</b>	<b>130</b>	<b>17</b>	<b>32</b>	<b>59</b>	<b>9</b>	<b>0</b>	<b>6</b>	<b>16</b>	<b>13</b>	<b>0</b>	<b>26</b>	<b>1</b>	<b>0</b>	<b>.322</b>	<b>.454</b>	<b>.776</b>	<b>0</b>	<b>1</b>	<b>2</b>	<b>2</b>		
<b>OPP</b>	<b>.239</b>	<b>4</b>	<b>134</b>	<b>14</b>	<b>32</b>	<b>43</b>	<b>5</b>	<b>0</b>	<b>2</b>	<b>12</b>	<b>9</b>	<b>0</b>	<b>39</b>	<b>2</b>	<b>0</b>	<b>.292</b>	<b>.321</b>	<b>.613</b>	<b>0</b>	<b>0</b>	<b>1</b>	<b>3</b>		
Pitcher	W-L	ERA	G	GS	CG	SHO	GF	HLD	SV	SVO	IP	H	R	ER	HR	HB	BB	IBB	SO	AVG	WP	BK	GIDP	TBF
Bummer, A	0-0	1.93	4	0	0	0	0	2	0	0	4.2	2	1	1	1	0	1	0	5	.125	0	0	0	17
Burr, R	0-0	0.00	2	0	0	0	1	1	0	0	1.1	0	0	0	0	0	0	0	1	.000	0	0	0	4
Cease, D	1-0	1.59	1	1	0	0	0	0	0	0	5.2	7	2	1	0	0	1	0	7	.292	0	0	1	25
Crochet, G	0-1	--	1	0	0	0	0	0	0	1	0.0	4	4	4	0	0	0	0	0	1.000	0	0	0	4
Giolito, L	0-0	3.48	2	2	0	0	0	0	0	0	10.1	7	4	4	1	0	6	0	12	.189	2	0	0	43
Hendriks, L	0-0	0.00	3	0	0	0	3	0	3	3	3.2	2	0	0	0	0	0	0	3	.167	0	0	1	12
Heuer, C	0-0	27.00	1	0	0	0	0	1	0	0	0.1	3	1	1	0	0	0	0	1	.750	0	0	0	4
Kimbrel, C	0-0	0.00	1	0	0	0	0	1	0	0	1.0	0	0	0	0	0	0	0	1	.000	0	0	0	3
Kopech, M	1-0	0.00	1	0	0	0	0	0	0	0	1.0	0	0	0	0	0	0	0	2	.000	0	0	0	3
López, R	0-0	0.00	1	0	0	0	0	0	0	0	1.0	0	0	0	0	0	0	0	0	.000	0	0	0	3
Rodón, C	1-0	1.80	1	1	0	0	0	0	0	0	5.0	5	1	1	0	0	1	0	5	.263	1	0	1	20
Tepera, R	0-0	9.00	2	0	0	0	0	1	0	0	1.0	2	1	1	0	1	0	0	2	.400	0	0	0	6
<b>SOX</b>	<b>3-1</b>	<b>3.34</b>	<b>4</b>	<b>4</b>	<b>0</b>	<b>0</b>	<b>4</b>	<b>6</b>	<b>3</b>	<b>4</b>	<b>35.0</b>	<b>32</b>	<b>14</b>	<b>13</b>	<b>2</b>	<b>1</b>	<b>9</b>	<b>0</b>	<b>39</b>	<b>.239</b>	<b>3</b>	<b>0</b>	<b>3</b>	<b>144</b>
<b>OPP</b>	<b>1-3</b>	<b>4.50</b>	<b>4</b>	<b>4</b>	<b>0</b>	<b>0</b>	<b>4</b>	<b>1</b>	<b>1</b>	<b>1</b>	<b>34.0</b>	<b>32</b>	<b>17</b>	<b>17</b>	<b>6</b>	<b>2</b>	<b>13</b>	<b>0</b>	<b>26</b>	<b>.246</b>	<b>0</b>	<b>0</b>	<b>2</b>	<b>146</b>

# WHITE SOX VS. ST. LOUIS

## WHITE SOX VS. CARDINALS

Player	AVG	G	AB	R	H	TB	2B	3B	HR	RBI	BB	IBB	SO	SB	CS	OBP	SLG	OPS	SH	SF	HBP	GIDP		
Abreu, J	.273	3	11	1	3	6	0	0	1	4	3	0	4	0	0	.429	.545	.974	0	0	0	0		
Anderson, T	.111	2	9	1	1	2	1	0	0	2	0	0	2	0	0	.111	.222	.333	0	0	0	0		
Collins, Z	.143	2	7	1	1	1	0	0	0	0	0	0	2	0	0	.143	.143	.286	1	0	0	0		
Eaton, A	.125	3	8	3	1	1	0	0	0	0	2	0	0	1	0	.364	.125	.489	1	0	1	0		
García, L	.200	3	10	2	2	2	0	0	0	2	0	3	0	0	0	.333	.200	.533	0	0	0	0		
Grandal, Y	.000	1	3	0	0	0	0	0	0	0	1	0	2	0	0	.250	.000	.250	0	0	0	0		
Hamilton, B	.000	1	1	0	0	0	0	0	0	0	0	0	0	0	0	.000	.000	.000	1	0	0	0		
Madrigal, N	.636	3	11	2	7	8	1	0	0	1	1	0	0	0	1	.692	.727	1.420	0	0	1	0		
Mendick, D	.250	1	4	0	1	1	0	0	0	0	0	0	2	0	0	.250	.250	.500	0	0	0	0		
Mercedes, Y	.182	3	11	1	2	2	0	0	0	1	0	0	2	0	0	.167	.182	.348	0	1	0	1		
Moncada, Y	.200	3	10	1	2	3	1	0	0	1	3	0	3	0	0	.429	.300	.729	0	0	1	0		
Vaughn, A	.273	3	11	1	3	7	1	0	1	2	0	0	0	0	0	.333	.636	.970	0	0	1	0		
<b>SOX</b>	<b>.240</b>	<b>3</b>	<b>96</b>	<b>13</b>	<b>23</b>	<b>33</b>	<b>4</b>	<b>0</b>	<b>2</b>	<b>11</b>	<b>12</b>	<b>0</b>	<b>20</b>	<b>1</b>	<b>1</b>	<b>.345</b>	<b>.344</b>	<b>.689</b>	<b>3</b>	<b>1</b>	<b>4</b>	<b>1</b>		
<b>OPP</b>	<b>.196</b>	<b>3</b>	<b>97</b>	<b>8</b>	<b>19</b>	<b>30</b>	<b>5</b>	<b>0</b>	<b>2</b>	<b>6</b>	<b>7</b>	<b>0</b>	<b>29</b>	<b>3</b>	<b>1</b>	<b>.269</b>	<b>.309</b>	<b>.578</b>	<b>0</b>	<b>1</b>	<b>3</b>	<b>2</b>		
Pitcher	W-L	ERA	G	GS	CG	SHO	GF	HLD	SV	SVO	IP	H	R	ER	HR	HB	BB	IBB	SO	AVG	WP	BK	GIDP	TBF
Bummer, A	0-0	9.00	1	0	0	0	0	0	0	0	1.0	1	1	1	1	0	0	0	2	.250	0	0	0	4
Crochet, G	0-0	--	1	0	0	0	0	0	0	0	0.0	1	0	0	0	2	0	0	1.000	0	0	0	3	
Giolito, L	1-0	1.50	1	1	0	0	0	0	0	0	6.0	6	2	1	0	0	0	0	5	.273	1	0	1	23
Hendriks, L	0-0	0.00	1	0	0	0	1	0	1	1	1.0	0	0	0	0	0	0	0	3	.000	0	0	0	3
Heuer, C	0-0	9.00	1	0	0	0	0	0	0	0	1.0	2	1	1	0	0	0	0	0	.400	0	0	0	5
Kopech, M	0-0	0.00	2	0	0	0	1	0	0	0	3.0	2	0	0	0	0	1	0	3	.182	1	0	0	12
Lynn, L	1-0	0.00	1	1	0	0	0	0	0	0	7.0	2	1	0	0	1	3	0	4	.087	0	0	0	27
Marshall, E	0-0	0.00	1	0	0	0	0	0	0	0	1.0	1	0	0	0	0	0	0	0	.333	0	0	1	3
Rodón, C	0-1	1.50	1	1	0	0	0	0	0	0	6.0	1	1	1	1	2	0	0	10	.053	0	0	0	21
Ruiz, J	0-0	18.00	1	0	0	0	1	0	0	0	1.0	3	2	2	0	0	1	0	2	.500	0	0	0	7
<b>SOX</b>	<b>2-1</b>	<b>2.00</b>	<b>3</b>	<b>3</b>	<b>0</b>	<b>0</b>	<b>3</b>	<b>0</b>	<b>1</b>	<b>1</b>	<b>27.0</b>	<b>19</b>	<b>8</b>	<b>6</b>	<b>2</b>	<b>3</b>	<b>7</b>	<b>0</b>	<b>29</b>	<b>.196</b>	<b>2</b>	<b>0</b>	<b>2</b>	<b>108</b>
<b>OPP</b>	<b>1-2</b>	<b>2.88</b>	<b>3</b>	<b>3</b>	<b>0</b>	<b>0</b>	<b>3</b>	<b>2</b>	<b>0</b>	<b>0</b>	<b>25.0</b>	<b>23</b>	<b>13</b>	<b>8</b>	<b>2</b>	<b>4</b>	<b>12</b>	<b>0</b>	<b>20</b>	<b>.240</b>	<b>6</b>	<b>1</b>	<b>1</b>	<b>116</b>

# WHITE SOX VS. SEATTLE

## WHITE SOX VS. MARINERS

Player	AVG	G	AB	R	H	TB	2B	3B	HR	RBI	BB	IBB	SO	SB	CS	OBP	SLG	OPS	SH	SF	HBP	GIDP		
Abreu, J	.211	5	19	1	4	7	0	0	1	5	0	0	6	1	0	.273	.368	.641	0	1	2	1		
Anderson, T	.250	3	12	2	3	3	0	0	0	0	0	0	3	1	0	.250	.250	.500	0	0	0	2		
Collins, Z	.313	5	16	1	5	11	3	0	1	9	1	0	8	0	0	.353	.688	1.040	0	0	0	0		
Eaton, A	.125	2	8	4	1	1	0	0	0	0	2	0	0	1	0	.300	.125	.425	0	0	0	1		
García, L	.118	5	17	1	2	2	0	0	0	1	2	0	8	0	0	.211	.118	.328	0	0	0	1		
González, L	.250	3	4	1	1	2	1	0	0	0	2	0	1	0	0	.500	.500	1.000	0	0	0	1		
Goodwin, B	.273	3	11	3	3	3	0	0	0	0	1	0	5	0	0	.333	.273	.606	0	0	0	0		
Grandal, Y	.308	5	13	5	4	10	0	0	2	6	8	0	3	0	0	.545	.769	1.315	0	1	0	1		
Hamilton, B	.333	3	6	1	2	2	0	0	0	1	1	0	0	1	0	.429	.333	.762	0	0	0	0		
Lamb, J	.000	2	6	1	0	0	0	0	0	0	3	0	3	0	0	.333	.000	.333	0	0	0	1		
Madrigal, N	.200	3	10	2	2	3	1	0	0	0	2	0	0	1	0	.385	.300	.685	0	0	1	1		
Mendick, D	.167	3	6	0	1	1	0	0	0	1	2	0	1	0	0	.375	.167	.542	0	0	0	0		
Mercedes, Y	.412	4	17	4	7	9	2	0	0	3	1	0	1	0	0	.444	.529	.974	0	0	0	1		
Moncada, Y	.294	5	17	3	5	5	0	0	0	2	5	0	6	0	0	.455	.294	.749	0	0	0	0		
Robert, L	.250	3	12	2	3	7	1	0	1	2	2	0	3	0	0	.357	.583	.940	0	0	0	0		
Vaughn, A	.214	6	14	1	3	5	2	0	0	1	3	0	7	1	0	.389	.357	.746	0	0	1	0		
<b>SOX</b>	<b>.245</b>	<b>6</b>	<b>188</b>	<b>32</b>	<b>46</b>	<b>71</b>	<b>10</b>	<b>0</b>	<b>5</b>	<b>31</b>	<b>35</b>	<b>0</b>	<b>55</b>	<b>6</b>	<b>0</b>	<b>.371</b>	<b>.378</b>	<b>.749</b>	<b>0</b>	<b>2</b>	<b>4</b>	<b>10</b>		
<b>OPP</b>	<b>.232</b>	<b>6</b>	<b>198</b>	<b>29</b>	<b>46</b>	<b>74</b>	<b>7</b>	<b>0</b>	<b>7</b>	<b>27</b>	<b>25</b>	<b>0</b>	<b>66</b>	<b>5</b>	<b>0</b>	<b>.332</b>	<b>.374</b>	<b>.706</b>	<b>0</b>	<b>1</b>	<b>5</b>	<b>1</b>		
Pitcher	W-L	ERA	G	GS	CG	SHO	GF	HLD	SV	SVO	IP	H	R	ER	HR	HB	BB	IBB	SO	AVG	WP	BK	GIDP	TBF
Bummer, A	1-0	0.00	2	0	0	0	0	0	0	0	2.0	0	0	0	0	0	0	0	4	.000	0	0	0	6
Burdi, Z	0-0	9.00	1	0	0	0	0	0	0	0	2.0	5	3	2	1	1	0	0	2	.455	0	0	0	12
Burr, R	0-0	0.00	1	1	0	0	0	0	0	0	2.0	0	0	0	0	0	0	0	2	.000	0	0	0	6
Crochet, G	0-0	6.75	2	0	0	0	1	0	0	0	1.1	1	1	1	0	0	4	0	2	.200	1	0	0	9
Foster, M	0-1	32.40	2	0	0	0	1	0	0	1	1.2	7	6	6	0	0	2	0	2	.636	0	0	0	14
Giolito, L	1-0	5.06	1	1	0	0	0	0	0	0	5.1	4	3	3	0	0	1	0	10	.190	1	0	0	22
Hendriks, L	0-1	3.38	3	0	0	0	3	0	1	1	2.2	1	1	1	1	0	0	0	3	.111	0	0	0	9
Heuer, C	0-0	0.00	2	0	0	0	0	2	0	0	1.2	1	0	0	0	0	0	0	3	.167	0	0	0	6
Keuchel, D	0-0	4.50	2	1	0	0	0	0	0	0	10.0	10	5	5	2	0	4	0	7	.244	0	0	0	46
Kopech, M	0-0	0.00	1	0	0	0	0	0	0	0	2.0	1	0	0	0	0	1	0	5	.143	0	0	0	8
Lambert, J	0-0	27.00	1	0	0	0	0	0	0	0	1.1	4	4	4	1	1	2	0	2	.571	0	1	0	10
Lynn, L	0-0	0.00	1	1	0	0	0	0	0	0	3.0	0	0	0	0	0	2	0	4	.000	0	0	1	10
Marshall, E	0-0	3.38	2	0	0	0	1	1	0	0	2.2	3	1	1	0	0	2	0	2	.273	0	0	0	13
Rodón, C	1-1	2.70	2	2	0	0	0	0	0	0	10.0	7	3	3	1	3	7	0	17	.189	0	0	0	47
Ruiz, J	0-0	5.40	3	0	0	0	1	0	0	0	3.1	2	2	2	1	0	0	0	1	.167	0	0	0	12
<b>SOX</b>	<b>3-3</b>	<b>4.94</b>	<b>6</b>	<b>6</b>	<b>0</b>	<b>0</b>	<b>6</b>	<b>4</b>	<b>1</b>	<b>2</b>	<b>51.0</b>	<b>46</b>	<b>29</b>	<b>28</b>	<b>7</b>	<b>5</b>	<b>25</b>	<b>0</b>	<b>66</b>	<b>.232</b>	<b>2</b>	<b>1</b>	<b>1</b>	<b>230</b>
<b>OPP</b>	<b>3-3</b>	<b>5.12</b>	<b>6</b>	<b>6</b>	<b>0</b>	<b>0</b>	<b>6</b>	<b>1</b>	<b>1</b>	<b>2</b>	<b>51.0</b>	<b>46</b>	<b>32</b>	<b>29</b>	<b>5</b>	<b>4</b>	<b>35</b>	<b>0</b>	<b>55</b>	<b>.245</b>	<b>3</b>	<b>0</b>	<b>10</b>	<b>229</b>

# WHITE SOX VS. TAMPA BAY

## WHITE SOX VS. RAYS

Player	AVG	G	AB	R	H	TB	2B	3B	HR	RBI	BB	IBB	SO	SB	CS	OBP	SLG	OPS	SH	SF	HBP	GIDP		
Abreu, J	.200	6	25	3	5	9	1	0	1	5	1	0	9	0	0	.222	.360	.582	0	1	0	0		
Anderson, T	.526	4	19	6	10	15	2	0	1	2	0	0	4	1	0	.526	.789	1.316	0	0	0	0		
Collins, Z	.375	3	8	1	3	3	0	0	0	2	0	0	0	0	0	.375	.375	.750	0	0	0	0		
Eaton, A	.000	1	4	0	0	0	0	0	0	0	0	0	1	0	0	.000	.000	.000	0	0	0	1		
Engel, A	.250	1	4	1	1	4	0	0	1	1	0	0	0	0	0	.250	1.000	1.250	0	0	0	0		
García, L	.400	3	10	3	4	5	1	0	0	0	0	0	1	0	0	.400	.500	.900	0	0	0	0		
Goodwin, B	.174	6	23	2	4	5	1	0	0	1	1	0	9	0	0	.208	.217	.426	1	0	0	0		
Grandal, Y	.091	3	11	1	1	1	0	0	0	1	2	0	3	0	0	.231	.091	.322	0	0	0	1		
Hernández, C	.154	3	13	1	2	2	0	0	0	0	0	0	4	0	0	.154	.154	.308	0	0	0	1		
Jiménez, E	.214	3	14	0	3	3	0	0	0	2	0	0	6	0	0	.214	.214	.429	0	0	0	0		
Lamb, J	.125	2	8	0	1	1	0	0	0	1	0	0	2	0	0	.125	.125	.250	0	0	0	2		
Mendick, D	.333	5	18	0	6	9	3	0	0	1	0	0	2	0	0	.333	.500	.833	0	0	0	1		
Mercedes, Y	.000	2	8	0	0	0	0	0	0	0	0	0	5	0	0	.000	.000	.000	0	0	0	0		
Moncada, Y	.300	3	10	1	3	8	2	0	1	2	2	1	3	0	0	.462	.800	1.262	0	0	1	0		
Robert, L	.200	2	10	0	2	3	1	0	0	1	0	0	1	0	0	.200	.300	.500	0	0	0	0		
Vaughn, A	.261	6	23	4	6	7	1	0	0	1	2	0	8	0	0	.320	.304	.624	0	0	0	0		
Zavala, S	.286	2	7	1	2	5	0	0	1	1	0	0	3	0	0	.286	.714	1.000	0	0	0	0		
<b>SOX</b>	<b>.247</b>	<b>6</b>	<b>215</b>	<b>24</b>	<b>53</b>	<b>80</b>	<b>12</b>	<b>0</b>	<b>5</b>	<b>21</b>	<b>8</b>	<b>1</b>	<b>61</b>	<b>1</b>	<b>0</b>	<b>.276</b>	<b>.372</b>	<b>.648</b>	<b>1</b>	<b>1</b>	<b>1</b>	<b>6</b>		
<b>OPP</b>	<b>.246</b>	<b>6</b>	<b>211</b>	<b>34</b>	<b>52</b>	<b>93</b>	<b>19</b>	<b>2</b>	<b>6</b>	<b>32</b>	<b>18</b>	<b>3</b>	<b>60</b>	<b>1</b>	<b>3</b>	<b>.303</b>	<b>.441</b>	<b>.744</b>	<b>0</b>	<b>2</b>	<b>0</b>	<b>2</b>		
Pitcher	W-L	ERA	G	GS	CG	SHO	GF	HLD	SV	SVO	IP	H	R	ER	HR	HB	BB	IBB	SO	AVG	WP	BK	GIDP	TBF
Bummer, A	0-0	9.00	3	0	0	0	0	2	0	1	2.0	3	4	2	0	0	3	1	2	.300	0	0	0	13
Burr, R	1-0	4.50	2	0	0	0	2	0	0	0	2.0	3	1	1	0	0	0	0	1	.375	1	0	0	9
Crochet, G	0-0	7.71	3	0	0	0	0	0	0	0	4.2	2	4	4	1	0	3	1	6	.125	0	0	0	19
Giolito, L	0-0	3.46	2	2	0	0	0	0	0	0	13.0	7	5	5	2	0	2	0	15	.156	0	0	0	48
Hendriks, L	1-0	0.00	2	0	0	0	1	0	1	1	2.0	2	0	0	0	0	0	0	3	.250	0	0	0	8
Heuer, C	0-0	18.00	1	0	0	0	0	0	0	0	1.0	2	2	2	1	0	0	0	1	.400	0	0	0	5
Keuchel, D	1-1	4.50	2	2	0	0	0	0	0	0	12.0	13	6	6	0	0	3	1	8	.271	0	0	1	51
Kimbrel, C	0-0	13.50	1	0	0	0	0	1	0	0	0.2	0	1	1	0	0	1	0	1	.000	1	0	0	3
López, R	0-1	6.75	1	1	0	0	0	0	0	0	4.0	6	3	3	0	0	0	0	4	.353	0	0	0	17
Lynn, L	0-1	4.50	1	1	0	0	0	0	0	0	6.0	6	3	3	2	0	3	0	8	.273	0	0	1	25
Marshall, E	0-0	0.00	1	0	0	0	0	0	0	1	1.1	2	0	0	0	0	0	0	2	.333	0	0	0	6
Ruiz, J	0-0	6.00	3	0	0	0	2	0	0	0	3.0	4	3	2	0	0	2	0	5	.308	0	1	0	15
Tepera, R	0-0	0.00	1	0	0	0	1	0	1	1	1.0	0	0	0	0	0	0	0	2	.000	0	0	0	3
Wright Jr., M	0-0	7.71	1	0	0	0	0	0	0	0	2.1	2	2	2	0	0	1	0	2	.250	0	0	0	9
<b>SOX</b>	<b>3-3</b>	<b>5.07</b>	<b>6</b>	<b>6</b>	<b>0</b>	<b>0</b>	<b>6</b>	<b>3</b>	<b>2</b>	<b>4</b>	<b>55.0</b>	<b>52</b>	<b>34</b>	<b>31</b>	<b>6</b>	<b>0</b>	<b>18</b>	<b>3</b>	<b>60</b>	<b>.246</b>	<b>2</b>	<b>1</b>	<b>2</b>	<b>231</b>
<b>OPP</b>	<b>3-3</b>	<b>2.77</b>	<b>6</b>	<b>6</b>	<b>0</b>	<b>0</b>	<b>6</b>	<b>3</b>	<b>3</b>	<b>4</b>	<b>55.1</b>	<b>53</b>	<b>24</b>	<b>17</b>	<b>5</b>	<b>1</b>	<b>8</b>	<b>1</b>	<b>61</b>	<b>.247</b>	<b>3</b>	<b>0</b>	<b>6</b>	<b>226</b>

# WHITE SOX VS. TEXAS

## WHITE SOX VS. RANGERS

Player	AVG	G	AB	R	H	TB	2B	3B	HR	RBI	BB	IBB	SO	SB	CS	OBP	SLG	OPS	SH	SF	HBP	GIDP		
Abreu, J	.304	6	23	4	7	11	1	0	1	7	2	0	4	0	0	.357	.478	.835	0	2	1	0		
Anderson, T	.333	5	21	6	7	9	2	0	0	1	2	0	6	0	1	.391	.429	.820	0	0	0	0		
Collins, Z	.571	2	7	1	4	5	1	0	0	0	1	0	0	0	0	.625	.714	1.339	0	0	0	0		
Eaton, A	.154	3	13	2	2	5	1	1	0	4	0	0	2	0	0	.154	.385	.538	1	0	0	0		
García, L	.250	3	12	2	3	4	1	0	0	2	1	0	0	0	0	.308	.333	.641	0	0	0	0		
Gonzalez, R	.333	3	12	2	4	6	2	0	0	1	1	0	1	0	0	.385	.500	.885	0	0	0	0		
Goodwin, B	.000	1	4	0	0	0	0	0	0	0	0	0	1	0	0	.000	.000	.000	0	0	0	1		
Grandal, Y	.118	5	17	2	2	8	0	2	2	4	0	3	0	0	0	.286	.471	.756	1	0	0	0		
Hamilton, B	.000	4	6	2	0	0	0	0	0	0	1	0	2	0	0	.143	.000	.143	0	0	0	0		
Hernández, C	.250	2	8	1	2	3	1	0	0	3	1	0	2	0	0	.333	.375	.708	0	0	0	0		
Jiménez, E	.125	2	8	0	1	1	0	0	0	1	1	0	2	0	0	.222	.125	.347	0	0	0	0		
Madrigal, N	.417	3	12	3	5	8	1	1	0	4	0	0	0	0	0	.417	.667	1.083	0	0	0	0		
Mercedes, Y	.545	3	11	1	6	7	1	0	0	3	2	1	1	0	1	.615	.636	1.252	0	0	0	0		
Moncada, Y	.318	6	22	4	7	11	1	0	1	3	6	0	6	0	0	.464	.500	.964	0	0	0	1		
Robert, L	.333	5	21	4	7	8	1	0	0	3	2	0	8	1	0	.391	.381	.772	0	0	0	0		
Sheets, G	.200	3	5	1	1	2	1	0	0	0	4	0	2	0	0	.556	.400	.956	0	0	0	0		
Vaughn, A	.500	2	6	0	3	3	0	0	0	0	0	0	1	0	0	.500	.500	1.000	0	0	0	1		
<b>SOX</b>	<b>.293</b>	<b>6</b>	<b>208</b>	<b>35</b>	<b>61</b>	<b>91</b>	<b>14</b>	<b>2</b>	<b>4</b>	<b>34</b>	<b>28</b>	<b>1</b>	<b>41</b>	<b>1</b>	<b>2</b>	<b>.377</b>	<b>.438</b>	<b>.814</b>	<b>2</b>	<b>2</b>	<b>1</b>	<b>3</b>		
<b>OPP</b>	<b>.273</b>	<b>6</b>	<b>205</b>	<b>16</b>	<b>56</b>	<b>75</b>	<b>4</b>	<b>0</b>	<b>5</b>	<b>16</b>	<b>16</b>	<b>0</b>	<b>62</b>	<b>8</b>	<b>0</b>	<b>.330</b>	<b>.366</b>	<b>.696</b>	<b>1</b>	<b>1</b>	<b>2</b>	<b>7</b>		
Pitcher	W-L	ERA	G	GS	CG	SHO	GF	HLD	SV	SVO	IP	H	R	ER	HR	HB	BB	IBB	SO	AVG	WP	BK	GIDP	TBF
Bummer, A	0-0	0.00	4	0	0	0	0	1	0	1	3.0	4	0	0	0	1	0	0	4	.308	0	0	1	14
Burr, R	0-0	0.00	1	0	0	0	0	0	0	0	1.0	1	0	0	0	0	1	0	2	.250	0	0	0	5
Cease, D	1-0	2.16	2	2	0	0	0	0	0	0	8.1	7	2	2	1	0	5	0	15	.219	1	0	0	37
Crochet, G	0-0	0.00	2	0	0	0	0	1	0	0	3.2	4	0	0	0	1	1	0	1	.333	0	0	2	14
Foster, M	0-0	13.50	1	0	0	0	0	1	0	0	0.2	0	1	1	0	0	1	0	2	.000	0	0	0	3
Fry, J	0-0	0.00	1	0	0	0	1	0	0	0	1.0	1	0	0	0	0	1	0	0	.333	0	0	1	4
Giolito, L	1-0	1.69	1	1	0	0	0	0	0	0	5.1	6	1	1	0	0	1	0	4	.286	0	0	1	22
Hendriks, L	1-0	6.75	2	0	0	0	2	0	1	2	2.2	2	2	2	2	0	0	0	7	.200	0	0	0	10
Heuer, C	1-0	0.00	2	0	0	0	0	1	0	0	2.1	4	0	0	0	0	0	0	2	.444	0	0	0	9
Keuchel, D	0-0	0.00	1	1	0	0	0	0	0	0	6.0	7	0	0	0	0	0	0	2	.280	0	0	0	25
Kimbrel, C	0-0	0.00	1	0	0	0	1	0	0	0	1.0	0	0	0	0	0	1	0	2	.000	0	0	0	4
Kopech, M	1-0	1.29	3	1	0	0	0	0	0	0	7.0	6	1	1	1	0	0	0	13	.231	0	0	1	26
Lynn, L	0-1	1.69	1	1	0	0	0	0	0	0	5.1	6	2	1	0	0	2	0	5	.286	0	0	1	24
Marshall, E	0-0	16.20	1	0	0	0	0	0	0	0	1.2	2	3	3	1	0	1	0	1	.286	0	0	0	8
Ruiz, J	0-0	0.00	2	0	0	0	1	0	0	0	2.0	1	0	0	0	0	1	0	1	.143	0	0	0	8
Stiever, J	0-0	--	1	0	0	0	0	0	0	0	0.0	4	3	3	0	0	0	0	0	1.000	0	0	0	4
Wright Jr., M	0-0	4.50	1	0	0	0	1	0	0	0	2.0	1	1	1	0	0	1	0	1	.167	0	0	0	8
<b>SOX</b>	<b>5-1</b>	<b>2.55</b>	<b>6</b>	<b>6</b>	<b>0</b>	<b>0</b>	<b>6</b>	<b>4</b>	<b>1</b>	<b>3</b>	<b>53.0</b>	<b>56</b>	<b>16</b>	<b>15</b>	<b>5</b>	<b>2</b>	<b>16</b>	<b>0</b>	<b>62</b>	<b>.273</b>	<b>1</b>	<b>0</b>	<b>7</b>	<b>225</b>
<b>OPP</b>	<b>1-5</b>	<b>6.10</b>	<b>6</b>	<b>6</b>	<b>0</b>	<b>0</b>	<b>6</b>	<b>2</b>	<b>1</b>	<b>1</b>	<b>51.2</b>	<b>61</b>	<b>35</b>	<b>35</b>	<b>4</b>	<b>1</b>	<b>28</b>	<b>1</b>	<b>41</b>	<b>.293</b>	<b>7</b>	<b>0</b>	<b>3</b>	<b>241</b>

# WHITE SOX VS. TORONTO

## WHITE SOX VS. BLUE JAYS

Player	AVG	G	AB	R	H	TB	2B	3B	HR	RBI	BB	IBB	SO	SB	CS	OBP	SLG	OPS	SH	SF	HBP	GIDP		
Abreu, J	.286	7	28	4	8	16	2	0	2	7	1	0	6	0	0	.333	.571	.905	0	0	1	1		
Anderson, T	.316	5	19	2	6	7	1	0	0	3	2	0	6	3	0	.364	.368	.732	0	1	0	0		
Collins, Z	.000	2	4	0	0	0	0	0	0	0	1	0	3	0	0	.200	.000	.200	0	0	0	0		
Eaton, A	.250	2	4	1	1	1	0	0	0	1	0	0	1	0	0	.250	.250	.500	0	0	0	0		
Engel, A	.167	3	6	1	1	4	0	0	1	1	1	0	2	0	0	.286	.667	.952	0	0	0	0		
Garcia, L	.429	6	21	5	9	12	1	1	0	4	2	0	6	2	0	.478	.571	1.050	0	0	0	0		
Goodwin, B	.273	3	11	1	3	3	0	0	0	0	2	0	3	0	0	.385	.273	.657	0	0	0	0		
Grandal, Y	.250	3	8	2	2	5	0	0	1	2	4	0	5	0	0	.500	.625	1.125	0	0	0	0		
Hernández, C	.273	3	11	2	3	6	0	0	1	1	1	0	3	0	0	.333	.545	.879	0	0	0	0		
Jiménez, E	.235	4	17	1	4	7	0	0	1	1	0	0	3	0	0	.278	.412	.690	0	0	1	0		
Lamb, J	.200	3	10	1	2	2	0	0	0	0	0	0	4	0	0	.200	.200	.400	0	0	0	0		
Madrigal, N	.286	2	7	0	2	3	1	0	0	1	1	0	1	0	0	.375	.429	.804	0	0	0	0		
Mendick, D	.182	4	11	0	2	3	1	0	0	1	0	0	1	0	0	.182	.273	.454	0	0	0	0		
Mercedes, Y	.375	2	8	2	3	4	1	0	0	0	0	0	1	0	0	.375	.500	.875	0	0	0	0		
Moncada, Y	.308	6	26	2	8	8	0	0	0	2	0	0	11	1	0	.308	.308	.615	0	0	0	0		
Robert, L	.375	4	16	3	6	10	1	0	1	2	1	0	5	0	0	.444	.625	1.069	0	0	1	0		
Vaughn, A	.136	6	22	2	3	6	0	0	1	3	1	0	4	0	0	.167	.273	.439	0	1	0	3		
Zavala, S	.100	3	10	1	1	2	1	0	0	1	0	0	7	0	0	.100	.200	.300	0	0	0	0		
<b>SOX</b>	<b>.268</b>	<b>7</b>	<b>239</b>	<b>30</b>	<b>64</b>	<b>99</b>	<b>9</b>	<b>1</b>	<b>8</b>	<b>30</b>	<b>17</b>	<b>0</b>	<b>72</b>	<b>6</b>	<b>0</b>	<b>.322</b>	<b>.414</b>	<b>.736</b>	<b>0</b>	<b>2</b>	<b>3</b>	<b>4</b>		
<b>OPP</b>	<b>.237</b>	<b>7</b>	<b>236</b>	<b>23</b>	<b>56</b>	<b>79</b>	<b>9</b>	<b>1</b>	<b>4</b>	<b>20</b>	<b>15</b>	<b>1</b>	<b>67</b>	<b>5</b>	<b>0</b>	<b>.287</b>	<b>.335</b>	<b>.622</b>	<b>0</b>	<b>1</b>	<b>2</b>	<b>4</b>		
Pitcher	W-L	ERA	G	GS	CG	SHO	GF	HLD	SV	SVO	IP	H	R	ER	HR	HB	BB	IBB	SO	AVG	WP	BK	GIDP	TBF
Bummer, A	0-2	36.00	2	0	0	0	0	0	0	1	1.0	5	5	4	0	0	1	0	3	.556	1	0	0	10
Cease, D	1-0	1.29	1	1	0	0	0	0	0	0	7.0	4	1	1	1	0	1	0	7	.167	0	0	1	25
Crochet, G	1-0	0.00	2	0	0	0	0	1	0	0	2.0	0	0	0	0	0	0	0	3	.000	0	0	0	6
Foster, M	0-0	9.00	1	0	0	0	1	0	0	0	1.0	2	2	1	0	0	1	0	1	4.000	0	0	0	6
Giolito, L	0-0	1.50	1	1	0	0	0	0	0	0	6.0	5	1	1	0	0	1	0	6	.217	0	0	0	24
Hendriks, L	0-0	2.45	3	0	0	0	3	0	2	2	3.2	5	1	1	0	0	1	0	3	.333	0	0	1	16
Heuer, C	0-0	0.00	2	0	0	0	0	1	0	0	1.2	0	0	0	0	0	0	0	0	.000	1	0	0	5
Keuchel, D	1-0	3.00	1	1	0	0	0	0	0	0	6.0	6	2	2	0	0	2	0	8	.250	1	0	0	26
Kimbrel, C	0-1	4.50	2	0	0	0	2	0	1	1	2.0	2	1	1	0	0	1	1	3	.250	2	0	0	9
Kopech, M	0-0	33.75	2	0	0	0	0	0	0	0	1.1	6	5	5	1	1	0	0	2	.600	0	0	0	11
Lynn, L	0-0	1.29	2	2	0	0	0	0	0	0	14.0	8	2	2	1	0	0	0	13	.157	0	0	0	51
Marshall, E	0-0	0.00	2	0	0	0	0	1	0	0	2.0	2	0	0	0	0	1	0	3	.333	0	0	1	7
Rodón, C	1-0	2.70	2	2	0	0	0	0	0	0	10.0	11	3	3	1	1	3	0	11	.282	1	0	1	44
Ruiz, J	0-0	0.00	2	0	0	0	1	0	0	0	1.1	0	0	0	0	0	2	0	0	.000	0	0	0	7
Tepera, R	0-0	0.00	2	0	0	0	0	1	0	0	2.0	0	0	0	0	0	1	0	4	.000	0	0	0	7
<b>SOX</b>	<b>4-3</b>	<b>3.10</b>	<b>7</b>	<b>7</b>	<b>0</b>	<b>0</b>	<b>7</b>	<b>4</b>	<b>3</b>	<b>4</b>	<b>61.0</b>	<b>56</b>	<b>23</b>	<b>21</b>	<b>4</b>	<b>2</b>	<b>15</b>	<b>1</b>	<b>67</b>	<b>.237</b>	<b>6</b>	<b>0</b>	<b>4</b>	<b>254</b>
<b>OPP</b>	<b>3-4</b>	<b>4.28</b>	<b>7</b>	<b>7</b>	<b>0</b>	<b>0</b>	<b>7</b>	<b>1</b>	<b>2</b>	<b>2</b>	<b>61.0</b>	<b>64</b>	<b>30</b>	<b>29</b>	<b>8</b>	<b>3</b>	<b>17</b>	<b>0</b>	<b>72</b>	<b>.268</b>	<b>1</b>	<b>0</b>	<b>4</b>	<b>261</b>

# WHITE SOX STATISTICS

## WHITE SOX SPRING TRAINING STATISTICS

Player	AVG	G	AB	R	H	TB	2B	3B	HR	RBI	BB	IBB	SO	SB	CS	OBP	SLG	OPS	PA	SH	SF	HBP	GIDP	E
Abreu, J	.233	19	60	8	14	19	2	0	1	10	8	0	16	1	0	.352	.317	.669	71	0	0	3	2	1
Adolfo, M	.154	8	13	1	2	2	0	0	0	2	3	0	7	0	0	.313	.154	.466	16	0	0	0	1	0
Anderson, T	.333	20	60	8	20	29	6	0	1	5	2	0	11	2	0	.355	.483	.838	62	0	0	0	4	4
Beckham, T	.000	4	3	1	0	0	0	0	0	0	1	0	1	0	0	.250	.000	.250	4	0	0	0	1	0
Burger, J	.308	7	13	0	4	5	1	0	0	1	0	0	7	0	0	.308	.385	.692	13	0	0	0	0	0
Collins, Z	.295	20	44	6	13	23	1	0	3	6	6	0	6	0	0	.380	.523	.903	50	0	0	0	1	0
Eaton, A	.326	18	46	6	15	21	6	0	0	6	3	0	11	2	0	.396	.457	.853	53	0	1	3	0	0
Engel, A	.278	14	36	5	10	24	1	2	3	7	0	0	6	1	0	.278	.667	.944	36	0	0	0	1	0
García, L	.261	17	46	7	12	18	0	0	2	8	6	0	8	1	0	.346	.391	.738	53	1	0	0	2	2
González, L	.154	18	26	0	4	4	0	0	0	2	1	0	8	0	0	.185	.154	.339	27	0	0	0	1	0
Grandaj, Y	.233	10	30	3	7	7	0	0	0	3	3	0	6	0	0	.294	.233	.528	34	0	1	0	1	0
Hamilton, B	.182	11	22	5	4	5	1	0	0	2	8	0	5	3	0	.400	.227	.627	30	0	0	0	0	0
Hernández, M	.300	20	20	4	6	7	1	0	0	2	2	0	6	2	0	.391	.350	.741	23	0	0	1	0	0
Jiménez, E	.319	16	47	5	15	25	2	1	2	11	3	0	9	0	0	.360	.532	.892	50	0	0	0	0	0
Lamb, J	.000	1	2	0	0	0	0	0	0	0	0	0	2	0	0	.000	.000	.000	2	0	0	0	0	0
Lucroy, J	.333	14	18	1	6	7	1	0	0	0	5	0	1	0	0	.478	.389	.867	23	0	0	0	0	0
Madrigal, N	.357	10	28	5	10	11	1	0	0	1	2	0	2	1	0	.400	.393	.793	30	0	0	0	1	0
Mahtook, M	.000	5	4	0	0	0	0	0	0	0	0	0	3	0	0	.000	.000	.000	4	0	0	0	0	0
Mendick, D	.190	23	42	6	8	11	0	0	1	7	2	0	5	0	0	.271	.262	.533	48	0	1	3	0	1
Medcades, Y	.277	21	47	4	13	16	3	0	0	8	4	0	12	0	0	.333	.340	.674	51	0	0	0	2	1
Moncada, Y	.302	20	53	8	16	28	7	1	1	4	7	0	14	1	0	.413	.528	.941	63	0	0	3	0	1
Pérez, C	1.000	3	1	1	1	2	1	0	0	1	0	0	0	0	0	1.000	2.000	3.000	1	0	0	0	0	0
Remillard, Z	.235	25	17	8	4	7	1	1	0	2	3	0	8	1	0	.435	.412	.846	23	0	0	3	0	1
Reynolds, M	.185	25	27	6	5	13	2	0	2	6	3	0	15	0	0	.281	.481	.763	32	0	1	1	1	5
Robert, L	.214	18	56	8	12	19	4	0	1	5	3	0	18	6	1	.279	.339	.618	62	0	0	2	2	0
Rutherford, B	.100	10	0	1	1	0	0	0	0	0	0	0	1	0	1	.100	.100	.200	10	0	0	0	1	0
Sanchez, Y	.000	2	0	1	0	0	0	0	0	0	0	0	0	0	0	.000	.000	.000	0	0	0	0	0	0
Sheets, G	.125	13	16	1	2	3	1	0	0	1	3	0	6	0	0	.263	.188	.451	19	0	0	0	1	0
Sosa, L	.000	2	2	0	0	0	0	0	0	0	0	0	0	0	0	.000	.000	.000	2	0	0	0	0	0
Vaughn, A	.279	25	61	7	17	28	3	1	2	6	8	0	14	1	0	.375	.459	.834	72	0	1	2	1	0
Williams, N	.300	24	40	8	12	19	4	0	1	2	3	0	11	1	0	.364	.475	.839	46	0	0	1	1	0
Zavala, S	.333	8	3	0	1	1	0	0	0	0	0	0	2	0	0	.500	.333	.833	4	0	0	1	0	0

<b>SOX</b>	<b>.262</b>	<b>29</b>	<b>893</b>	<b>123</b>	<b>234</b>	<b>355</b>	<b>49</b>	<b>6</b>	<b>20</b>	<b>108</b>	<b>89</b>	<b>1</b>	<b>221</b>	<b>22</b>	<b>4</b>	<b>.343</b>	<b>.398</b>	<b>.740</b>	<b>1014</b>	<b>1</b>	<b>5</b>	<b>23</b>	<b>20</b>	<b>19</b>
<b>OPP</b>	<b>.241</b>	<b>29</b>	<b>862</b>	<b>120</b>	<b>208</b>	<b>337</b>	<b>38</b>	<b>8</b>	<b>25</b>	<b>114</b>	<b>113</b>	<b>0</b>	<b>246</b>	<b>10</b>	<b>10</b>	<b>.337</b>	<b>.391</b>	<b>.728</b>	<b>1004</b>	<b>1</b>	<b>11</b>	<b>17</b>	<b>21</b>	

Pitcher	W-L	ERA	G	GS	CG	SHO	GF	HLD	SV	SVO	IP	H	R	ER	HR	HB	BB	IBB	SO	AVG	WP	BK	GIDP	TBF	
Bummer, A	1-0	5.40	7	0	0	0	0	0	0	0	6.2	4	4	1	1	1	0	8	.160	1	0	0	27		
Burdi, Z	0-0	11.25	4	0	0	0	0	1	0	1	4.0	5	5	2	0	6	0	4	.333	1	0	0	21		
Burr, R	0-1	11.88	9	0	0	0	3	1	1	2	8.1	13	12	11	0	0	6	0	12	.351	0	0	44		
Carter, W	1-0	18.00	5	0	0	0	0	0	1	1	3.0	4	6	6	2	0	3	0	1	.308	1	0	0	16	
Cease, D	2-0	1.06	4	4	0	0	0	0	0	0	17.0	13	2	2	1	2	7	0	22	.213	2	0	3	70	
Cordero, J	0-1	5.40	2	0	0	0	0	0	0	1	1.2	3	3	1	1	0	2	0	1	.333	0	0	1	11	
Crochet, G	1-0	2.00	9	0	0	0	0	2	0	2	9.0	6	2	2	0	1	4	0	8	.200	0	0	2	35	
Dopico, D	0-0	6.75	4	0	0	0	1	0	0	0	2.2	1	2	2	1	0	6	0	0	.125	0	0	1	14	
Flores Jr., B	0-0	7.71	3	0	0	0	0	2	0	0	2.1	3	2	2	0	0	4	0	1	.375	2	0	0	13	
Foster, M	0-0	5.79	5	0	0	0	0	1	0	0	4.2	3	3	3	0	1	3	0	6	.176	0	0	0	21	
Giolito, L	2-1	1.17	6	6	0	0	0	0	0	0	23.0	10	3	3	2	0	10	0	30	.130	2	0	0	88	
Guerrero, T	1-0	4.76	6	0	0	0	4	0	0	1	5.2	9	3	3	0	0	5	0	7	.360	2	0	0	30	
Hendriks, L	0-0	1.80	5	0	0	0	2	1	1	2	5.0	1	1	1	0	0	0	8	.063	0	0	0	16		
Heuer, C	2-0	0.93	8	0	0	0	2	1	1	1	9.2	7	1	1	0	0	0	0	14	.200	1	0	1	35	
Johnson, T	0-1	18.90	4	0	0	0	1	0	0	1	3.1	6	7	7	1	1	4	0	2	.429	1	0	1	20	
Keuchel, D	0-0	5.56	3	3	0	0	0	0	0	0	11.1	11	7	7	0	1	2	0	8	.244	0	0	1	49	
Kopech, M	0-0	6.14	6	0	0	0	0	2	0	0	7.1	8	5	5	1	1	3	0	9	.276	0	0	0	34	
Kubat, K	1-0	0.00	5	0	0	0	0	0	0	0	3.2	2	1	0	0	0	1	0	2	.143	1	0	0	15	
Lambert, J	0-0	0.00	1	1	0	0	0	0	0	0	1.0	0	0	0	0	0	0	0	2	.000	0	0	0	3	
Lindgren, J	0-0	0.00	2	0	0	0	0	0	0	1	1.1	1	0	0	0	0	4	0	2	.200	0	0	0	9	
López, R	1-1	9.00	4	2	0	0	0	1	0	0	11.0	16	11	11	3	1	4	0	6	.348	0	0	0	52	
Lynn, L	0-1	3.24	5	5	0	0	0	0	0	0	16.2	14	6	6	3	1	9	0	21	.222	1	0	2	73	
Marshall, E	0-0	1.13	8	0	0	0	0	0	0	0	8.0	3	1	1	0	0	1	0	13	.115	1	0	0	28	
McClure, K	0-1	0.00	3	1	0	0	0	0	0	0	3.0	2	1	0	0	0	2	0	3	.182	1	0	0	13	
McRae, A	0-0	1.04	5	1	0	0	1	0	0	0	8.2	6	1	1	0	3	2	0	6	.214	0	0	2	34	
Medeiros, K	0-0	0.00	5	0	0	0	1	0	0	0	5.0	2	0	0	0	0	3	0	2	.133	0	0	1	19	
Paulino, F	0-0	1.69	6	0	0	0	5	0	1	1	5.1	5	1	1	0	0	3	0	6	.263	1	0	1	22	
Rodón, C	0-0	1.32	4	3	0	0	0	0	0	0	13.2	9	2	2	1	0	1	0	16	.184	0	0	1	50	
Ruiz, J	0-0	6.75	8	0	0	0	3	0	2	3	8.0	12	6	6	0	1	3	0	12	.343	1	0	0	40	
Sadzeck, C	0-2	7.11	6	0	0	0	3	1	0	0	6.1	7	5	5	2	3	3	0	6	.292	3	0	0	30	
Sousa, B	0-1	19.29	3	0	0	0	0	0	0	1	2.1	6	5	5	2	0	2	0	3	.462	0	0	0	15	
Stiever, J	0-0	5.40	2	1	0	0	0	1	0	0	5.0	6	3	3	0	2	0	2	0	3	.316	0	0	1	21
Tomshaw, M	0-0	9.00	2	0	0	0	1	0	0	0	2.0	2	2	2	0	0	2	0	0	.333	1	0	1	9	
Turley, N	0-0	9.00	1	0	0	0	0	0	0	0	1.0	1	1	1	0	0	2	0	0	.333	0	0	1	5	
Wright Jr., M																									

# THE LAST TIME IT HAPPENED

## WHITE SOX PLAYERS

Perfect Game .....	Philip Humber, April 21, 2012 at Seattle (W, 4-0)
No-hitter .....	<b>Carlos Rodón, April 14, 2021 vs. Cleveland (W, 8-0)</b>
Complete game, one-hitter .....	Reynaldo López, September 5, 2019 at Cleveland (W, 7-1)
15 or more strikeouts, one game .....	Chris Sale, August 16, 2015 vs. Cubs (15)
Four strikeouts, one inning .....	Wilson Álvarez, July 21, 1997 at Detroit (7th inning)
Two consecutive complete games, same pitcher .....	Lucas Giolito, May 18-23, 2019
Inside-the-park home run .....	Nicky Delmonico, August 18, 2017 at Texas
<b>Leadoff home run .....</b>	<b>Tim Anderson, September 23-1, 2021 at Cleveland</b>
Home run, both sides of the plate .....	Leury García, July 25, 2020 vs. Minnesota
<b>Three home runs, one game .....</b>	<b>Seby Zavala, 7/31/21 vs. Cleveland</b>
Four consecutive home runs, same inning .....	Yoán Moncada/Yasmani Grandal/José Abreu/Eloy Jiménez, August 16, 2020 vs. St. Louis (5th inning)
Back-to-back homers leading off game .....	T. Anderson/Y. Moncada, August 17, 2020 vs. Detroit
<b>Steal of home .....</b>	<b>Billy Hamilton, September 26 at Cleveland</b>
Hitting for the cycle .....	José Abreu, September 9, 2017 vs. San Francisco
Two grand slams .....	Robin Ventura, September 4, 1995 at Texas
Pinch-hit grand slam .....	Orlando Hudson, September 29, 2012 vs. Tampa Bay

## WHITE SOX TEAM

20 Runs, Game .....	20, June 20, 2006 vs. St. Louis (W, 20-6)
10 Runs, Inning .....	11, September 17, 2007 at Kansas City (5th inning)
20 Hits, Game .....	21, August 1, 2020 at Kansas City (nine innings)
10 Hits, Inning .....	10, September 17, 2007 at Kansas City (5th inning)
Seven Home Runs, Game .....	June 25, 2016 vs. Toronto (tied franchise record)
Four Home Runs, Inning .....	4, August 16, 2020 vs. St. Louis (5th inning)
Turned a Triple Play .....	May 22, 2019 at Houston (third inning)
Hit into a Triple Play .....	April 3, 2011 vs. Cleveland (fourth inning)

## WHITE SOX OPPONENTS

Perfect Game .....	Addie Joss, October 2, 1908 at Cleveland
No-hitter .....	Francisco Liriano, May 3, 2011 vs. Minnesota
Complete Game, one-hitter .....	Matthew Boyd, September 17, 2017 at Detroit
Back-to-back shutouts .....	Frank Viola, April 18, 1993 at Boston (W, 4-0) and John Dopson, April 19, 1993 at Boston (W, 6-0)
Home run, both sides of the plate .....	José Ramírez, September 24, 2019 vs. Cleveland
Two home runs, same inning .....	Jim Edmonds, June 21, 2008 at Cubs (4th Inning)
<b>Three home runs, one game .....</b>	<b>Miguel Sano, 5/18/21 vs. Minnesota</b>
Four home runs, one game .....	Mike Cameron, May 2, 2002 vs. Seattle
Inside-the-park home run .....	Bryon Buxton, September 17, 2020 vs. Minnesota
Hitting for the cycle .....	Melky Cabrera, August 2, 2009 vs. New York-AL
Three consecutive home runs .....	Juan González, Will Clark and Ivan Rodríguez, August 28, 1998 vs. Texas (game one, 4th inning)
Steal of home .....	Billy Hamilton, September 27, 2020 vs. the Cubs
Triple Play .....	April 3, 2011 at Cleveland





# postseason history



CHANGE  
THE  
GAME  
Sox

White Sox



# POSTSEASON SUMMARY

## 1906 WORLD SERIES: WHITE SOX 4, CUBS 2

Game	Date	Site	Score	Winner	Loser	Save
1	Oct. 9	West Side Grounds	<b>White Sox</b> 2, Cubs 1	<b>Altrock (C)</b>	Brown (C)	None
2	Oct. 10	South Side Park	Cubs 7, <b>White Sox</b> 1	Reulbach (C)	<b>White</b>	None
3	Oct. 11	West Side Grounds	<b>White Sox</b> 3, Cubs 0	<b>Walsh (C)</b>	Pfiester (C)	None
4	Oct. 12	South Side Park	Cubs 1, <b>White Sox</b> 0	Brown (C)	<b>Altrock</b>	None
5	Oct. 13	West Side Grounds	<b>White Sox</b> 8, Cubs 6	<b>Walsh</b>	Pfiester	<b>White</b>
6	Oct. 14	South Side Park	<b>White Sox</b> 8, Cubs 3	<b>White (C)</b>	Brown	None

## 1917 WORLD SERIES: WHITE SOX 4, GIANTS 2

Game	Date	Site	Score	Winner	Loser	Save
1	Oct. 6	Comiskey Park	<b>White Sox</b> 2, Giants 1	<b>Cicotte (C)</b>	Sallee (C)	None
2	Oct. 7	Comiskey Park	<b>White Sox</b> 7, Giants 2	<b>Faber (C)</b>	Anderson	None
3	Oct. 10	Polo Grounds	Giants 2, <b>White Sox</b> 0	Benton (C)	<b>Cicotte (C)</b>	None
4	Oct. 11	Polo Grounds	Giants 5, <b>White Sox</b> 0	Schupp (C)	<b>Faber</b>	None
5	Oct. 13	Comiskey Park	<b>White Sox</b> 8, Giants 5	<b>Faber</b>	Sallee	None
6	Oct. 15	Polo Grounds	<b>White Sox</b> 4, Giants 2	<b>Faber (C)</b>	Benton	None

## 1919 WORLD SERIES: REDS 5, WHITE SOX 3

Game	Date	Site	Score	Winner	Loser	Save
1	Oct. 1	Crosley Field	Reds 9, <b>White Sox</b> 1	Ruether (C)	<b>Cicotte</b>	None
2	Oct. 2	Crosley Field	Reds 4, <b>White Sox</b> 2	Sallee (C)	<b>Williams (C)</b>	None
3	Oct. 3	Comiskey Park	<b>White Sox</b> 3, Reds 0	<b>Kerr (C)</b>	Fisher	None
4	Oct. 4	Comiskey Park	Reds 2, <b>White Sox</b> 0	Ring (C)	<b>Cicotte (C)</b>	None
5	Oct. 6	Comiskey Park	Reds 5, <b>White Sox</b> 0	Eller (C)	<b>Williams</b>	None
6	Oct. 7	Crosley Field	<b>White Sox</b> 5, Reds 4	<b>Kerr (C)</b>	Ring	None
7	Oct. 8	Crosley Field	<b>White Sox</b> 4, Reds 1	<b>Cicotte (C)</b>	Sallee	None
8	Oct. 9	Comiskey Park	Reds 10, <b>White Sox</b> 5	Eller (C)	<b>Williams</b>	None

## 1959 WORLD SERIES: DODGERS 4, WHITE SOX 2

Game	Date	Site	Score	Winner	Loser	Save
1	Oct. 1	Comiskey Park	<b>White Sox</b> 11, Dodgers 0	<b>Wynn</b>	Craig	<b>Staley</b>
2	Oct. 2	Comiskey Park	Dodgers 4, <b>White Sox</b> 3	Podres	<b>Shaw</b>	Sherry
3	Oct. 4	L.A. Coliseum	Dodgers 3, <b>White Sox</b> 1	Drysdale	<b>Donovan</b>	Sherry
4	Oct. 5	L.A. Coliseum	Dodgers 5, <b>White Sox</b> 4	Sherry	<b>Staley</b>	None
5	Oct. 6	L.A. Coliseum	<b>White Sox</b> 1, Dodgers 0	<b>Shaw</b>	Koufax	<b>Donovan</b>
6	Oct. 8	Comiskey Park	Dodgers 9, <b>White Sox</b> 3	Sherry	<b>Wynn</b>	None

## 1983 ALCS: ORIOLES 3, WHITE SOX 1

Game	Date	Site	Score	Winner	Loser	Save
1	Oct. 5	Memorial Stadium	<b>White Sox</b> 2, Orioles 1	<b>Hoyt (C)</b>	McGregor	None
2	Oct. 6	Memorial Stadium	Orioles 4, <b>White Sox</b> 0	Boddicker (C)	<b>Bannister</b>	None
3	Oct. 7	Comiskey Park	Orioles 11, <b>White Sox</b> 1	Flanagan	<b>Dotson</b>	Stewart
4	Oct. 8	Comiskey Park	Orioles 3, <b>White Sox</b> 0 (10)	T. Martínez	<b>Burns</b>	None

## 1993 ALCS: BLUE JAYS 4, WHITE SOX 2

Game	Date	Site	Score	Winner	Loser	Save
1	Oct. 5	Comiskey Park	Blue Jays 7, <b>White Sox</b> 3	Guzmán	<b>McDowell</b>	None
2	Oct. 6	Comiskey Park	Blue Jays 3, <b>White Sox</b> 1	Stewart	<b>Fernández</b>	Ward
3	Oct. 8	SkyDome	<b>White Sox</b> 6, Blue Jays 1	<b>Álvarez (C)</b>	Hentgen	None
4	Oct. 9	SkyDome	<b>White Sox</b> 7, Blue Jays 4	<b>Belcher</b>	Stottlemyre	<b>Hernández</b>
5	Oct. 10	SkyDome	Blue Jays 5, <b>White Sox</b> 3	Guzmán	<b>McDowell</b>	None
6	Oct. 12	Comiskey Park	Blue Jays 6, <b>White Sox</b> 3	Stewart	<b>Fernández</b>	Ward

## 2000 ALDS: MARINERS 3, WHITE SOX 1

Game	Date	Site	Score	Winner	Loser	Save
1	Oct. 3	Comiskey Park	Mariners 7, <b>White Sox</b> 4 (10)	Mesa	<b>Foulke</b>	Sasaki
2	Oct. 4	Comiskey Park	Mariners 5, <b>White Sox</b> 2	Abbott	<b>Sirotko</b>	Sasaki
3	Oct. 6	Safeco Field	Mariners 2, <b>White Sox</b> 1	Paniagua	<b>Wunsch</b>	None

## WHITE SOX CLINCHING DATES

October 3, 1906	September 22, 1959	September 24, 2000	September 17, 2020
September 21, 1917	September 17, 1983	September 29, 2005	September 23, 2021
September 24, 1919	September 27, 1993	September 30, 2008	

# POSTSEASON SUMMARY

## 2005 ALDS (WHITE SOX 3, RED SOX 0)

Game	Date	Site	Score	Winner	Loser	Save
1	Oct. 4	U.S. Cellular Field	<b>White Sox 14</b> , Red Sox 2	<b>Contreras</b>	Clement	None
2	Oct. 5	U.S. Cellular Field	<b>White Sox 5</b> , Red Sox 4	<b>Buehrle</b>	Wells	<b>Jenks</b>
3	Oct. 7	Fenway Park	<b>White Sox 5</b> , Red Sox 3	<b>García</b>	Wakefield	<b>Jenks</b>

## 2005 ALCS (WHITE SOX 4, ANGELS 1)

Game	Date	Site	Score	Winner	Loser	Save
1	Oct. 11	U.S. Cellular Field	Angels 3, <b>White Sox 2</b>	Byrd	<b>Contreras</b>	Rodríguez
2	Oct. 12	U.S. Cellular Field	<b>White Sox 2</b> , Angels 1	<b>Buehrle (C)</b>	Escobar	None
3	Oct. 14	Angel Stadium	<b>White Sox 5</b> , Angels 2	<b>Garland (C)</b>	Lackey	None
4	Oct. 15	Angel Stadium	<b>White Sox 8</b> , Angels 2	<b>García (C)</b>	Santana	None
5	Oct. 16	Angel Stadium	<b>White Sox 6</b> , Angels 3	<b>Contreras (C)</b>	Escobar	None

## 2005 WORLD SERIES (WHITE SOX 4, ASTROS 0)

Game	Date	Site	Score	Winner	Loser	Save
1	Oct. 22	U.S. Cellular Field	<b>White Sox 5</b> , Astros 3	<b>Contreras</b>	Rodríguez	<b>Jenks</b>
2	Oct. 23	U.S. Cellular Field	<b>White Sox 7</b> , Astros 6	<b>Cotts</b>	Lidge	None
3	Oct. 25	Minute Maid Park	<b>White Sox 7</b> , Astros 5 (14)	<b>Marté</b>	Astacio	<b>Buehrle</b>
4	Oct. 26	Minute Maid Park	<b>White Sox 1</b> , Astros 0	<b>García</b>	Lidge	<b>Jenks</b>

## 2008 ALDS (RAYS 3, WHITE SOX 1)

Game	Date	Site	Score	Winner	Loser	Save
1	Oct. 2	Tropicana Field	Rays 6, <b>White Sox 4</b>	Shields	<b>Vázquez</b>	Wheeler
2	Oct. 3	Tropicana Field	Rays 6, <b>White Sox 2</b>	Kazmir	<b>Buehrle</b>	None
3	Oct. 5	U.S. Cellular Field	<b>White Sox 5</b> , Rays 3	<b>Danks</b>	Garza	<b>Jenks</b>
4	Oct. 6	U.S. Cellular Field	Rays 6, <b>White Sox 2</b>	Sonnanstine	<b>Floyd</b>	None

## 2020 ALWCS (ATHLETICS 2, WHITE SOX 1)

Game	Date	Site	Score	Winner	Loser	Save
1	Sept. 29	Oakland Coliseum	<b>White Sox 4</b> , A's 1	<b>Giolito</b>	Luzardo	<b>Colomé</b>
2	Sept. 30	Oakland Coliseum	A's 5, <b>White Sox 3</b>	Bassitt	<b>Keuchel</b>	Diekman
3	Oct. 1	Oakland Coliseum	A's 6, <b>White Sox 4</b>	Montas	<b>Marshall</b>	Hendriks

## THE LAST TIME IT HAPPENED

White Sox	Player	Date	Game	Series	Opponent
Two-Hitter	Ed Walsh	10/11/1906	Game 3	World Series	vs. Chicago Cubs
Shutout, Individual	Dickie Kerr	10/3/1919	Game 3	World Series	vs. Cincinnati (3-0)
Complete Game	José Contreras	10/16/2005	Game 5	ALCS	at Los Angeles Angels
10-plus Strikeouts	Ed Walsh (12)	10/11/1906	Game 3	World Series	vs. Chicago Cubs
Home Run	Luis Robert	10/1/2008	Game 3	ALWCS	at Oakland (Mike Fiers)
Grand Slam	Paul Konerko	10/23/2005	Game 3	World Series	vs. Houston (Chad Qualls)
Game-Ending HR	Scott Podsednik	10/23/2005	Game 2	World Series	vs. Houston
Two Home Runs	A.J. Pierzynski	10/4/2005	Game 1	ALDS	vs. Boston
Four Hits	Tim Lincecum	10/8/1993	Game 3	ALCS	at Toronto
Five RBI	Ted Kluszewski	10/1/1959	Game 1	World Series	vs. Los Angeles-NL
Stolen Base	Yoán Moncada	10/1/2020	Game 3	ALWCS	at Oakland
Hit by Pitch	James McCann	10/1/2020	Game 3	ALWCS	at Oakland (Lou Trivino)
White Sox, Team		Date	Game	Series	Opponent
Extra-Inning Game		10/25/05	Game 3	World Series	at Houston (14 innings)
10 Runs, Game		10/4/05	Game 1	ALDS	vs. Boston
5 Runs, Inning		10/25/05	Game 3	World Series	at Houston (5th inning)
Four HR, Game		10/4/05	Game 1	ALDS	vs. Boston
Opponents	Player	Date	Game	Series	Opponent
One-Hitter	Ed Ruelbach	10/10/1906	Game 2	World Series	vs. Chicago-NL
Shutout, Individual	Mike Boddicker	10/6/83	Game 2	ALCS	at Baltimore
Complete Game	Mike Boddicker	10/6/83	Game 2	ALCS	at Baltimore
10-plus Strikeouts	Mike Boddicker	10/6/83	Game 2	ALCS	at Baltimore (14 innings)
Home Run	Sean Murphy	10/1/20	Game 3	ALWCS	at Oakland (Codi Heuer)
Two Home Runs	B.J. Upton	10/6/08	Game 4	ALDS	vs. Tampa Bay

## WHITE SOX WIRE-TO-WIRE

● The 2005 White Sox were in first place all 183 days during their world championship season, breaking the franchise record set in 2000 (169), and also eclipsing the club record for most consecutive days spent in first place (167), also set in 2000 ... the 1919 Sox spent 134 days in first place, followed by the 1901 (128), 1917 (126), 1993 (125) and 2012 (117) clubs.

# POSTSEASON RECORDS

## CLUB BATTING, SERIES

At-Bats.....	263 (1919 WS)
Runs.....	24 (2005 ALDS)
Hits.....	59 (1919 WS)
Doubles.....	10 (4x, last 2005 ALCS)
Triples.....	3 (twice, last 1919 WS)
Home Runs.....	7 (2005 ALDS)
Extra Base Hits.....	17 (twice, last 2005 WS)
Strikeouts.....	43 (1993 ALCS)
Walks.....	32 (1993 ALCS)
Stolen Bases.....	6 (twice, last 1917 WS)
Left On Base.....	52 (1919 WS)
Fewest Left on Base.....	21 (2000 ALDS)

## CLUB BATTING, SINGLE GAME

At-Bats.....	53 (2005 WS, Game 3 - 14 innings)
Runs.....	14 (2005 ALDS, Game 1)
Runs, Inning.....	7 (1959 WS, Game 1, 3rd inning)
Hits.....	14 (3x, last 2005 WS, Game 3 - 14 innings)
Doubles.....	8 (1906 WS, Game 5)
Triples.....	2 (1906 WS, Game 2)
Home Runs.....	5 (2005 ALDS, Game 1)
Extra-Base Hits.....	8 (1906 WS, Game 5)
Strikeouts.....	14 (1983 ALCS, Game 2)
Walks.....	10 (1993 ALCS, Game 1)
Stolen Bases.....	3 (3x, last 2008 ALDS, Game 3)
Left On Base.....	15 (2005 WS, Game 3 - 14 innings)
Fewest Left on Base.....	2 (2005 ALDS, Game 1)

## INDIVIDUAL BATTING, SERIES

Batting Average.....	.643, Tim Anderson (2020 ALWCS)
At-Bats.....	34, Buck Weaver (1919 WS)
Runs.....	6, Jim Landis (1959 WS)
Hits.....	12, twice, last Tim Raines (1993 ALCS)*
Hitting Streak.....	6 games, Tim Raines (1993 ALCS)
Doubles.....	4, twice, last Buck Weaver (1919 WS)
Triples.....	2, twice, last Scott Podsednik (2005 WS)
Home Runs.....	3, Ted Kluszewski (1959 WS)
Extra-Base Hits.....	5, Buck Weaver (1919 WS)
Total Bases.....	19, Ted Kluszewski (1959 WS)
RBI.....	10, Ted Kluszewski (1959 WS)
Walks.....	10, Frank Thomas (1993 ALCS)*
Stolen Bases.....	3, 3x, last Scott Podsednik (2005 ALCS)
Sacrifice Hits.....	4, Happy Felsch (1919 WS)
Sacrifice Flies.....	2, Alexei Ramirez (2008 ALDS)

## INDIVIDUAL BATTING, SINGLE GAME

At-Bats.....	8, Scott Podsednik (2005 WS, Game 3, 14 inn.)
Runs.....	4, A.J. Pierzynski (2005 ALDS, Game 1)
Hits.....	4, 4x, last Jermaine Dye (2008 ALDS, Game 2)
Doubles.....	4, Frank Isbell (1906 WS, Game 5) #
Triples.....	1, 11x, last Scott Podsednik (2005 WS, Game 1)
Home Runs.....	2, twice, last A.J. Pierzynski (2005 ALDS, Game 1)
Extra-Base Hits.....	4, Frank Isbell (1906 WS, Game 5)
Total Bases.....	10, A.J. Pierzynski (2005 ALDS, Game 1)
RBI.....	5, Ted Kluszewski (1959 WS, Game 1)
Walks.....	4, Frank Thomas (1993 ALCS, Game 1)*
Stolen Bases.....	2, 5x, last Scott Podsednik (2005 ALCS, Game 4)
Sacrifice Hits.....	2, twice, last Joey Cora (1993 ALCS, Game 3)
Sacrifice Flies.....	1, 8x, last Alexei Ramirez (2008 ALDS, Game 3)

## CLUB PITCHING, SERIES

Innings Pitched.....	71.0 (1919 WS)
Hits.....	65 (1993 ALCS)
Fewest Hits.....	25 (2005 ALDS)
Runs Scored.....	35 (1919 WS)
Fewest Runs Scored.....	9 (2005 ALDS)
Earned Runs.....	27 (1919 WS)
Fewest Earned Runs.....	9, twice (last 2005 ALDS)
Walks.....	25 (1919 WS)
Fewest Walks.....	4 (2005 ALCS)
Strikeouts.....	36, twice (last 2005 WS)
Home Runs Allowed.....	7 (1959 WS)
Shutouts.....	2 (1959 WS)

## CLUB PITCHING, SINGLE GAME

Innings Pitched.....	14.0 (2005 WS, Game 3)
Hits.....	17 (1993 ALCS, Game 1)
Fewest Hits.....	2 (1906 WS, Game 3)
Most Runs.....	11 (1983 ALCS, Game 3)
Earned Runs.....	10 (1983 ALCS, Game 3)
Walks Allowed.....	12 (2005 WS, Game 3 - 14 innings)
Fewest Walks.....	0, 8x (last 2005 WS, Game 1)
Strikeouts.....	14 (2005 WS, Game 3 - 14 innings)
Home Runs.....	3, 3x (last, 2005 ALDS, Game 3)

## INDIVIDUAL PITCHING, SERIES

Games.....	4, 6x, last by Neal Cotts (2005 WS) and Bobby Jenks (2005 WS)
Wins.....	3, Red Faber (1917 WS) #
Losses.....	3, Lefty Williams (1919 WS) #
Saves.....	2, twice, Bobby Jenks (2005 ALDS; 2005 WS)
Complete Games.....	2, 5x, last Dickie Kerr (1919 WS) and Ed Cicotte (1919 WS)
Shutouts.....	1, twice, last Dickie Kerr (1919 WS, Game 3)
Innings.....	27.0, Red Faber (1917 WS) #
Hits.....	23, Eddie Cicotte (1917 WS)
Runs.....	12, Lefty Williams (1919 WS)
Earned Runs.....	12, Lefty Williams (1919 WS)
Walks.....	8, Lefty Williams (1919 WS)
Strikeouts.....	17, Ed Walsh (1906 WS)

## INDIVIDUAL PITCHING, SINGLE GAME

CG.....	19, last José Contreras (2005 ALCS, Game 5)
Low-Hit CG.....	2, Ed Walsh (1906 WS, Game 3)
Shutout.....	2, last Dickie Kerr (1919 WS, Game 3)
IP.....	10.0, Dickie Kerr (1919 WS, Game 6)
IP, Reliever.....	6.0, twice, last Eddie Cicotte (1917 WS, Game 5)
Strikeouts.....	12, Ed Walsh (1906 WS, Game 3)
Strikeouts, Reliever.....	5, José DeLeón (1993 ALCS, Game 5)
Hits.....	13, Jack McDowell (1993 ALCS, Game 1)
Hits, Reliever.....	8, twice, last Bill James (1919 WS, Game 8)
Runs.....	7, Jack McDowell (1993 ALCS, Game 1)
Runs, Reliever.....	4, Bill James (1919 WS, Game 8)
Walks.....	6, Lefty Williams (1919 WS, Game 2)
Walks, Reliever.....	4, Roy Wilkinson (1919, Game 8)

#World Series Record (dependent upon length of series)

## FOLLOW THE LEADER

● The White Sox set a major-league record by holding the lead in each of their first 37 games in 2005, breaking the previous mark of 25 straight held by the 1955 Brooklyn Dodgers ... the Sox 37-game streak also tied for the third-longest ever in major-league history, trailing only the 1998 Yankees (48) and 1932 Yankees (40).

# POSTSEASON PITCHING | HOME RUNS

## 1906 WORLD SERIES

Game	Date	H/R	Pitcher	W-L	IP	H	R	ER	BB	SO
1	10/9	H	Nick Altrock	W	9.0	4	1	1	1	3
2	10/10	H	Doc White	L	3.0	4	4	0	2	1
3	10/11	R	Ed Walsh	W	9.0	2	0	0	1	12
4	10/12	R	Nick Altrock	L	9.0	7	1	1	1	2
5	10/13	R	Ed Walsh	W	6.0	5	6	3	5	5
6	10/14	H	Doc White	W	9.0	7	3	3	4	2

## 1917 WORLD SERIES

Game	Date	H/R	Pitcher	W-L	IP	H	R	ER	BB	SO
1	10/6	H	Ed Cicotte	W	9.0	7	1	1	1	2
2	10/7	H	Red Faber	W	9.0	8	2	2	1	1
3	10/10	R	Ed Cicotte	L	8.0	8	2	2	0	8
4	10/11	R	Red Faber	L	7.0	7	3	3	0	3
5	10/13	H	Reb Russell	ND	0.0	2	1	1	1	0
6	10/15	R	Red Faber	W	9.0	6	2	2	2	4

## 1919 WORLD SERIES

Game	Date	H/R	Pitcher	W-L	IP	H	R	ER	BB	SO
1	10/1	R	Ed Cicotte	L	3.2	7	6	6	2	1
2	10/2	R	Lefty Williams	L	8.0	4	4	4	6	1
3	10/3	H	Dickie Kerr	W	9.0	3	0	0	1	4
4	10/4	H	Ed Cicotte	L	9.0	5	2	0	0	2
5	10/6	H	Lefty Williams	L	8.0	4	4	4	2	3
6	10/7	R	Dickie Kerr	W	10.0	11	4	3	2	2
7	10/8	R	Ed Cicotte	W	9.0	7	1	1	3	4
8	10/9	H	Lefty Williams	L	0.1	4	4	4	0	0

## 1959 WORLD SERIES

Game	Date	H/R	Pitcher	W-L	IP	H	R	ER	BB	SO
1	10/1	H	Early Wynn	W	7.0	6	0	0	1	6
2	10/2	H	Bob Shaw	L	6.2	8	4	4	1	1
3	10/4	R	Dick Donovan	L	6.2	2	2	2	2	5
4	10/5	R	Early Wynn	ND	2.2	8	4	3	0	2
5	10/6	R	Bob Shaw	W	7.1	9	0	0	1	1
6	10/8	H	Early Wynn	L	3.1	5	5	5	3	2

## 1983 ALCS

Game	Date	H/R	Pitcher	W-L	IP	H	R	ER	BB	SO
1	10/5	R	LaMarr Hoyt	W	9.0	5	1	1	0	4
2	10/6	R	Floyd Bannister	L	6.0	5	4	3	1	5
3	10/7	H	Rich Dotson	L	5.0	6	6	6	3	3
4	10/8	H	Britt Burns	L	9.1	6	1	1	5	8

## 1993 ALCS

Game	Date	H/R	Pitcher	W-L	IP	H	R	ER	BB	SO
1	10/5	H	Jack McDowell	L	6.2	13	7	7	2	4
2	10/6	H	Alex Fernández	L	8.0	8	3	1	3	5
3	10/8	R	Wilson Álvarez	W	9.0	7	1	1	2	6
4	10/9	R	Jason Bere	ND	2.1	5	3	3	2	3
5	10/10	R	Jack McDowell	L	2.1	5	3	3	3	1
6	10/12	H	Alex Fernández	L	7.0	7	3	2	3	5

## 2000 ALDS

Game	Date	H/R	Pitcher	W-L	IP	H	R	ER	BB	SO
1	10/3	H	Jim Parque	ND	6.0	6	3	3	1	2
2	10/4	H	Mike Sirotko	L	5.2	7	4	3	2	0
3	10/5	R	James Baldwin	ND	6.0	3	1	1	3	2

## 2005 ALDS

Game	Date	H/R	Pitcher	W-L	IP	H	R	ER	BB	SO
1	10/4	H	José Contreras	W	7.2	8	2	2	0	6
2	10/5	H	Mark Buehrle	W	7.0	8	4	4	1	2
3	10/7	R	Freddy García	W	5.0	5	3	3	4	1

## 2005 ALCS

Game	Date	H/R	Pitcher	W-L	IP	H	R	ER	BB	SO
1	10/11	H	José Contreras	L	8.1	7	3	3	0	4
2	10/12	H	Mark Buehrle	W	9.0	5	1	1	0	4
3	10/14	R	Jon Garland	W	9.0	4	2	2	1	7
4	10/15	R	Freddy García	W	9.0	6	2	2	1	5
5	10/16	R	José Contreras	W	9.0	5	3	3	2	2

## 2005 WORLD SERIES

Game	Date	H/R	Pitcher	W-L	IP	H	R	ER	BB	SO
1	10/22	H	José Contreras	W	7.0	6	3	3	0	2
2	10/23	H	Mark Buehrle	ND	7.0	7	4	4	0	6
3	10/25	R	Jon Garland	ND	7.0	7	4	2	2	4
4	10/26	R	Freddy García	W	7.0	4	0	0	3	7

## 2008 ALDS

Game	Date	H/R	Pitcher	W-L	IP	H	R	ER	BB	SO
1	10/2	R	Javier Vázquez	L	4.1	8	6	6	1	6
2	10/3	R	Mark Buehrle	L	7.0	10	5	5	0	3
3	10/5	H	John Danks	W	6.2	7	3	3	3	7
4	10/6	H	Gavin Floyd	L	3.0	5	4	4	2	4

## 2020 ALWCS

Game	Date	H/R	Pitcher	W-L	IP	H	R	ER	BB	SO
1	9/29	R	Lucas Giolito	W	7.0	2	1	1	1	8
2	9/30	R	Dallas Keuchel	L	3.1	6	5	3	0	4
3	10/1	R	Dane Dunning	ND	0.2	2	0	0	0	0

## 1917 WORLD SERIES

Game	H/R	Sox Player	Pitcher, Club	Inn.	On
1	H	Happy Felsch	Slim Sallee, NYG	4	0

## 1919 WORLD SERIES

Game	H/R	Sox Player	Pitcher, Club	Inn.	On
8	H	Joe Jackson	Hod Eller, CIN	3	0

## 1959 WORLD SERIES

Game	H/R	Sox Player	Pitcher, Club	Inn.	On
1	H	Ted Kluszewski	Roger Craig, LAD	3	1
		Ted Kluszewski	Chuck Churn, LAD	4	1
4	R	Sherm Lollar	Roger Craig, LAD	7	2
6	H	Ted Kluszewski	Johnny Podres, LAD	4	2

## 1993 ALCS

Game	H/R	Sox Player	Pitcher, Club	Inn.	On
4	R	Lance Johnson	Todd Stottlemyre, TOR	2	1
		Frank Thomas	Todd Stottlemyre, TOR	6	0
5	R	Ellis Burks	Juan Guzmán, TOR	5	0
		Robin Ventura	Duane Ward, TOR	9	1
6	H	Warren Newson	Duane Ward, TOR	9	0

## 2000 ALDS

Game	H/R	Sox Player	Pitcher, Club	Inn.	On
1	H	Ray Durham	Freddy García, SEA	3	1

## 2005 ALDS

Game	H/R	Sox Player	Pitcher, Club	Inn.	On
1	H	A.J. Pierzynski	Matt Clement, BOS	1	2
		Paul Konerko	Matt Clement, BOS	3	0
		Scott Podsednik	Géremi González, BOS	6	2
		A.J. Pierzynski	Bronson Arroyo, BOS	8	0
2	H	Tadahito Iguchi	David Wells, BOS	5	2
3	R	Paul Konerko	Tim Wakefield, BOS	6	1

## 2005 ALCS

Game	H/R	Sox Player	Pitcher, Club	Inn.	On
1	H	Joe Crede	Paul Byrd, LAA	3	0
3	R	Paul Konerko	John Lackey, LAA	1	1
4	R	Paul Konerko	Ervin Santana, LAA	1	2
		A.J. Pierzynski	Ervin Santana, LAA	4	0
5	R	Joe Crede	Kelvim Escobar, LAA	7	0

## 2005 WORLD SERIES

Game	H/R	Sox Player	Pitcher, Club	Inn.	On
1	H	Jermaine Dye	Roger Clemens, HOU	1	0
		Joe Crede	Wandy Rodríguez, HOU	4	0
2	H	Paul Konerko	Chad Qualls, HOU	7	3
		Scott Podsednik	Brad Lidge, HOU	9	0
3	R	Joe Crede	Roy Oswalt, HOU	5	0
		Geoff Blum	Ezequiel Astacio, HOU	14	0

## 2008 ALDS

Game	H/R	Sox Player	Pitcher, Club	Inn.	On
1	R	Dewayne Wise	James Shields, TB	3	2
		Paul Konerko	Dan Wheeler, TB	9	0
4	H	Paul Konerko	Andy Sonnanstine, TB	4	0
		Jermaine Dye	Andy Sonnanstine, TB	6	0

## 2020 ALWCS

Game	H/R	Sox Player	Pitcher, Club	Inn.	On
1	R	Adam Engel	Jesús Luzardo, OAK	2	0
		José Abreu	Jesús Luzardo, OAK	3	1
		Yasmani Grandal	Joakim Soria, OAK	8	0
2	R	Yasmani Grandal	Liam Hendriks, OAK	8	1
3	R	Luis Robert	Mike Fiers, OAK	2	0

WHITE SOX OVERVIEW

COACHING STAFF

PLAYERS & ROSTER

2021 SEASON REVIEW

POSTSEASON HISTORY

MINOR LEAGUES

MEDIA & MISC.

# 1906 WORLD SERIES

## WHITE SOX 4, CHICAGO CUBS 2

**Recap:** The "Hitless Wonders" White Sox defeated the heavily favored Cubs, winners of a major-league record 116 games, in what was billed as the Trolley Car Series ... the Sox batted a league-low .230 during the regular season, were shut out 16 times and hit just seven home runs ... conversely, the Cubs fielded the legendary infield of Joe Tinker, Johnny Evers and Frank Chance, and featured the National League's top pitcher in future Hall-of-Famer Mordecai "Three Finger" Brown ... the Sox pitching staff posted a league-best 32 shutouts, with ace Ed Walsh recording a league-high 10 followed by Doc White and Frank Owen with seven apiece ... despite hitting only .198 in the series, the pitching staff compiled a 1.67 ERA (10 ER/54.0 IP) and allowed only 27 hits (.196 average).

## GAME 1: WHITE SOX 2, CUBS 1

White Sox	0	0	0	0	1	1	0	0	0	—	2
Cubs	0	0	0	0	0	1	0	0	0	—	1

**WP:** Altrock      **LP:** Brown      **Save:** None  
**Time:** 1:45      **Att:** 12,693      **HR:** None

**Recap:** Nick Altrock outdueled Mordecai "Three Finger" Brown as the White Sox captured the series opener, 2-1 ... a pair of errors by the North Siders led to both Sox runs ... Frank Isbell's RBI single in the sixth inning gave the White Sox a 2-0 lead, but after a wild pitch in the bottom of the frame brought the Cubs within a run, Altrock fired blanks the rest of the way ... the game was played amid snow flurries and freezing temperatures.

## GAME 2: CUBS 7, WHITE SOX 1

Cubs	0	3	1	0	0	1	0	2	0	—	7
White Sox	0	0	0	0	1	0	0	0	0	—	1

**WP:** Reulbach      **LP:** White      **Save:** None  
**Time:** 1:58      **Att:** 12,595      **HR:** None

**Recap:** On another frigid afternoon, Ed Reulbach threw a one-hitter, and the Cubs offense broke out for 10 hits and seven runs as they evened the series at a game apiece ... the Cubs stole seven bases and knocked Sox starter Doc White (four unearned runs) out of the game after 3.0 IP ... the White Sox were held hitless by Reulbach until Jiggs Donahue's single in the seventh inning ... two Sox errors led to five unearned runs.

## GAME 3: WHITE SOX 3, CUBS 0

White Sox	0	0	0	0	0	3	0	0	0	—	3
Cubs	0	0	0	0	0	0	0	0	0	—	0

**WP:** Walsh      **LP:** Pfister      **Save:** None  
**Time:** 2:10      **Att:** 13,667      **HR:** None

**Recap:** Ed Walsh threw a two-hit shutout with 12 strikeouts, and George Rohe hit a three-run triple in the sixth inning to lead the Sox to a 3-0 victory ... Walsh yielded a single and double in the first but held the Cubs hitless the rest of the game ... Cubs starter Jack Pfeister loaded the bases with no outs in the sixth but then retired the next two batters before giving up Rohe's game-winning hit down the left-field line.

## GAME 4: CUBS 1, WHITE SOX 0

Cubs	0	0	0	0	0	0	1	0	0	—	1
White Sox	0	0	0	0	0	0	0	0	0	—	0

**WP:** Brown      **LP:** Altrock      **Save:** None  
**Time:** 1:36      **Att:** 18,385      **HR:** None

**Recap:** In a reversal of Game 1, "Three Finger" Brown got the best of Nick Altrock as the Cubs again evened the series with a 1-0 victory ... Brown held the White Sox hitless through 5.2 IP before settling for a two-hitter ... the Cubs manufactured the game's only run in the seventh inning on a single, two sacrifice bunts and another single.

## GAME 5: WHITE SOX 8, CUBS 6

White Sox	1	0	2	4	0	1	0	0	0	—	8
Cubs	3	0	0	1	0	2	0	0	0	—	6

**WP:** Walsh      **LP:** Pfister      **Save:** White  
**Time:** 2:40      **Att:** 23,257      **HR:** None

**Recap:** In a departure from the pitching-dominated performances of the first four games, the White Sox outlasted the Cubs despite committing six errors ... Frank Isbell tied a World Series record with four doubles, scored three runs and drove in two ... George Davis doubled twice with three RBI, and George Rohe was 3-4 with a RBI to lead the Sox 12-hit attack ... Sox starter Ed Walsh went 6.0 IP, giving up six runs (three earned), but Doc White allowed just one hit over the final 3.0 IP for the save.

## GAME 6: WHITE SOX 8, CUBS 3

Cubs	1	0	0	0	1	0	0	0	1	—	3
White Sox	3	4	0	0	0	0	0	1	x	—	8

**WP:** White      **LP:** Brown      **Save:** None  
**Time:** 1:55      **Att:** 19,249      **HR:** None

**Recap:** The White Sox pounded out 14 hits to close out the improbable series upset ... five players recorded at least two hits, led by Ed Hahn (4-5) and Frank Isbell (3-5) ... George Davis and Jiggs Donahue each collected two hits and three RBI ... Doc White threw a complete-game seven-hitter ... "Three Finger" Brown lasted just 1.2 IP, allowing seven runs on eight hits.

## WORLD SERIES STATISTICS

Player	AVG	G	AB	R	H	2B	3B	HR	RBI	SB	CS	BB	SO
Donahue	.333	6	18	0	6	2	1	0	4	0	—	3	3
Rohe	.333	6	21	2	7	1	2	0	4	2	—	3	1
Davis	.308	3	13	4	4	3	0	0	6	1	—	0	1
Isbell	.308	6	26	4	8	4	0	0	4	1	—	0	6
Hahn	.273	6	22	4	6	0	0	0	0	0	—	1	1
Tannehill	.111	3	9	1	1	0	0	0	0	0	—	0	2
Dougherty	.100	6	20	1	2	0	0	0	1	2	—	3	4
Jones	.095	6	21	4	2	0	0	0	0	0	—	3	3
Sullivan	.000	6	21	0	0	0	0	0	0	0	—	0	9
O'Neill	.000	1	1	1	0	0	0	0	0	0	—	0	0
McFarland	.000	1	1	0	0	0	0	0	0	0	—	0	0
Towne	.000	1	1	0	0	0	0	0	0	0	—	0	0
Pitchers	.077	6	13	1	1	0	0	0	0	0	—	5	5
<b>TOTALS</b>	<b>.198</b>	<b>6</b>	<b>187</b>	<b>22</b>	<b>37</b>	<b>10</b>	<b>3</b>	<b>0</b>	<b>19</b>	<b>6</b>	<b>—</b>	<b>18</b>	<b>35</b>

Pitcher	W-L	ERA	G-GS	CG	SV	IP	H	R	ER	BB	SO
Altrock	1-1	1.00	2-2	2	0	18.0	11	2	2	2	5
Walsh	2-0	1.20	2-2	1	0	15.0	7	6	2	6	17
White	1-1	1.80	3-2	1	1	15.0	12	7	3	7	4
Owen	0-0	3.00	1-0	0	0	6.0	6	3	2	3	2
<b>TOTALS</b>	<b>4-2</b>	<b>1.50</b>	<b>6-6</b>	<b>4</b>	<b>1</b>	<b>54.0</b>	<b>36</b>	<b>18</b>	<b>9</b>	<b>18</b>	<b>28</b>

# 1917 WORLD SERIES

## WHITE SOX 4, NEW YORK GIANTS 2

**Recap:** The White Sox captured the franchise's second world championship with a six-game victory over the New York Giants ... Chicago grabbed a 2-0 lead in the series and then dropped Games 3 and 4 before winning the final two ... Eddie Collins led the Sox with a .409 average, while Red Faber was the winning pitcher in Games 2, 5 and 6.

## GAME 1: WHITE SOX 2, GIANTS 1

Giants	0	0	0	0	1	0	0	0	0	—	1
White Sox	0	0	1	1	0	0	0	0	x	—	2

**WP:** Cicotte      **LP:** Sallee      **Save:** None  
**Time:** 1:48      **Att:** 32,000      **HR:** Felsch

**Recap:** Eddie Cicotte, a 28-game winner during the regular season, threw a seven-hitter, and Shano Collins was 3-4 with a run scored as the Sox took a 2-1 decision at Comiskey Park ... Happy Felsch hit a solo home run ... left fielder Joe Jackson turned in the defensive play of the game in the seventh inning, when with a man on base he dove to catch a line drive.

## GAME 2: WHITE SOX 7, GIANTS 2

Giants	0	2	0	0	0	0	0	0	0	—	2
White Sox	0	2	0	5	0	0	0	0	x	—	7

**WP:** Faber      **LP:** Schupp      **Save:** None  
**Time:** 2:13      **Att:** 32,000      **HR:** None

**Recap:** Red Faber overcame a shaky start to turn in a complete-game eight-hitter as Chicago took a 2-0 lead in the series ... Faber gave up two runs in the second inning but held the Giants scoreless on four hits the rest of the way ... Joe Jackson was 3-3 with two RBI, and Buck Weaver was 3-4 with a RBI to pace a 14-hit attack ... the White Sox scored five runs on six hits in the fourth inning, capped by Jackson's two-run single.

## GAME 3: GIANTS 2, WHITE SOX 0

White Sox	0	0	0	0	0	0	0	0	0	—	0
Giants	0	0	0	2	0	0	0	0	x	—	2

**WP:** Benton      **LP:** Cicotte      **Save:** None  
**Time:** 1:55      **Att:** 33,616      **HR:** None

**Recap:** Left-hander Rube Benton shut out the White Sox on five hits, permitting only two runners to advance to second base, as the Giants won Game 3 ... Eddie Cicotte walked none and struck out eight in a complete-game effort but took the loss ... Chicago committed three errors.

## GAME 4: GIANTS 5, WHITE SOX 0

White Sox	0	0	0	0	0	0	0	0	0	—	0
Giants	0	0	0	1	1	0	1	2	x	—	5

**WP:** Schupp      **LP:** Faber      **Save:** None  
**Time:** 2:09      **Att:** 27,746      **HR:** Kauff 2

**Recap:** Ferdie Schupp hurled New York's second straight shut-out, and Benny Kauff hit a pair of home runs with three RBI as the Giants evened the series at two games apiece ... Schupp scattered seven hits (six singles) and added a RBI single ... Kauff, 0-13 in the series up to that point, hit an inside-the-park homer in the fourth inning and deposited his second homer into the front-row seats of the short right-field porch at the Polo Grounds ... Red Faber (3 ER/7.0 IP) took the loss ... Shano Collins and Ray Schalk each had two hits for Chicago.

## GAME 5: WHITE SOX 8, GIANTS 5

Giants	2	0	0	2	0	0	1	0	0	—	5
White Sox	0	0	1	0	0	1	3	3	x	—	8

**WP:** Faber      **LP:** Sallee      **Save:** None  
**Time:** 2:37      **Att:** 27,323      **HR:** None

**Recap:** On the brink of falling behind in the series, the White Sox rallied for three runs in the seventh inning and three more in the eighth to pull out the pivotal Game 5 ... Chicago trailed, 5-2, entering the bottom of the seventh before staging its comeback ... Chick Gandil's two-run double highlighted the three-run seventh, and Heinie Zimmerman's throwing error, one of nine miscues committed by both teams in the game, contributed to the three-run eighth ... 3-4-5 hitters Eddie Collins, Joe Jackson and Happy Felsch each had three hits for the Sox ... Red Faber came on to work the final 2.0 IP in relief for the victory ... Jim Thorpe, voted the greatest athlete of the first half-century, was lifted for a pinch-hitter in the first inning when White Sox manager Clarence "Pants" Rowland took out starter Reb Russell after the first three Giants reached base.

## GAME 6: WHITE SOX 4, GIANTS 2

White Sox	0	0	0	3	0	0	0	0	1	—	4
Giants	0	0	0	0	2	0	0	0	0	—	2

**WP:** Faber      **LP:** Benton      **Save:** None  
**Time:** 2:18      **Att:** 33,969      **HR:** None

**Recap:** Red Faber, making his fourth appearance of the series, threw a complete-game six-hitter as the White Sox won their second world championship in 11 seasons ... Faber yielded a pair of runs in the fifth inning but shut out New York the rest of the way ... Chick Gandil was 2-4 with two RBI for the Sox, who had been shut out in each of the previous two games at the Polo Grounds.

## WORLD SERIES STATISTICS

Player	AVG	G	AB	R	H	2B	3B	HR	RBI	SB	CS	BB	SO
Risberg	.500	2	2	0	1	0	0	0	1	0	—	0	0
Collins, E.	.409	6	22	4	9	1	0	0	2	3	—	2	3
Leibold	.400	2	5	1	2	0	0	0	2	1	—	1	1
Weaver	.333	6	21	3	7	1	0	0	1	0	—	0	2
Jackson	.304	6	23	4	7	0	0	0	2	1	—	1	0
Collins, S.	.286	6	21	2	6	1	0	0	0	0	—	0	0
Felsch	.273	6	22	4	6	1	0	1	3	0	—	1	5
Schalk	.263	6	19	1	5	0	0	0	0	1	—	2	1
Gandil	.261	6	23	1	6	1	0	0	5	1	—	0	2
McMullin	.125	6	24	1	3	1	0	0	2	0	—	1	6
Lynn	.000	1	1	0	0	0	0	0	0	0	—	0	1
Pitchers	.143	6	14	0	2	0	0	0	0	0	—	3	6
<b>TOTALS</b>	<b>.274</b>	<b>6</b>	<b>197</b>	<b>21</b>	<b>54</b>	<b>6</b>	<b>0</b>	<b>1</b>	<b>18</b>	<b>6</b>	<b>—</b>	<b>11</b>	<b>28</b>

Pitcher	W-L	ERA	G-GS	CG	SV	IP	H	R	ER	BB	SO
Russell	0-0	0.00	1-1	0	0	0.0	2	1	1	1	0
Cicotte	1-1	1.96	3-2	2	0	23.0	23	6	5	2	13
Faber	3-1	2.33	4-3	2	0	27.0	21	7	7	3	9
Williams	0-0	9.00	1-0	0	0	1.0	2	1	1	0	3
Danforth	0-0	18.00	1-0	0	0	1.0	3	2	2	0	2
<b>TOTALS</b>	<b>4-2</b>	<b>2.77</b>	<b>6-6</b>	<b>4</b>	<b>0</b>	<b>52.0</b>	<b>51</b>	<b>17</b>	<b>16</b>	<b>6</b>	<b>27</b>

# 1919 WORLD SERIES

## CINCINNATI REDS 5, WHITE SOX 3

**Recap:** Cincinnati defeated the White Sox in what became known as the "Black Sox" scandal ... eight members of the Sox — pitchers Eddie Cicotte and Lefty Williams, outfielders Joe Jackson and Happy Felsch, first baseman Chick Gandil, shortstop Swede Risberg, third baseman Buck Weaver and reserve infielder Fred McMullin — were charged in 1920 with conspiring to fix the outcome of the World Series ... the series was the first of three straight from 1919-21 played under a best-of-nine format due to immense post-World War I interest in the sport ... the Sox led the major leagues during the regular season in average (.287), runs scored (668) and stolen bases (150).

### GAME 1: REDS 7, WHITE SOX 1

White Sox	0	1	0	0	0	0	0	0	0	—	1
Reds	1	0	0	5	0	0	2	1	x	—	9

**WP:** Ruether      **LP:** Cicotte      **Save:** None  
**Time:** 1:42      **Att:** 30,511      **HR:** None

**Recap:** Dutch Ruether pitched a complete-game, six-hitter and went 3-3 with three RBI at the plate to lead Cincinnati in the series opener ... Sox starter Eddie Cicotte lasted 3.2 IP, allowing six runs on seven hits ... Chick Gandil was 2-4 with a RBI.

### GAME 2: REDS 4, WHITE SOX 2

White Sox	0	0	0	0	0	0	2	0	0	—	2
Reds	0	0	0	3	0	1	0	0	x	—	4

**WP:** Sallee      **LP:** Williams      **Save:** None  
**Time:** 1:42      **Att:** 29,690      **HR:** None

**Recap:** The Reds managed just four hits but capitalized on six walks from Lefty Williams to take a 2-0 lead in the series ... Slim Sallee went the distance, yielding two unearned runs, and Larry Kopf's two-run triple in the fourth inning was the deciding hit ... Joe Jackson led the Sox with three hits, and Buck Weaver and Ray Schalk each had two.

### GAME 3: WHITE SOX 3, REDS 0

Reds	0	0	0	0	0	0	0	0	0	—	0
White Sox	0	2	0	1	0	0	0	0	x	—	3

**WP:** Kerr      **LP:** Fisher      **Save:** None  
**Time:** 1:30      **Att:** 29,126      **HR:** None

**Recap:** Rookie Dickie Kerr threw a three-hitter, and Chick Gandil drove in a pair of runs as the White Sox shut out Cincinnati in Game 3 ... Joe Jackson collected two hits.

### GAME 4: REDS 2, WHITE SOX 0

Reds	0	0	0	0	2	0	0	0	0	—	2
White Sox	0	0	0	0	0	0	0	0	0	—	0

**WP:** Ring      **LP:** Cicotte      **Save:** None  
**Time:** 1:37      **Att:** 34,363      **HR:** None

**Recap:** Jimmy Ring tossed the first of two straight shutouts by Reds pitchers, holding the Sox to three hits in the 2-0 win ... Eddie Cicotte went the distance for Chicago, but his two fielding errors in the fifth inning led to both Cincinnati runs ... the Sox left the bases loaded in the second inning and stranded two more runners in the third.

### GAME 5: REDS 5, WHITE SOX 0

Reds	0	0	0	0	0	4	0	0	1	—	5
White Sox	0	0	0	0	0	0	0	0	0	—	0

**WP:** Eller      **LP:** Williams      **Save:** None  
**Time:** 1:45      **Att:** 34,379      **HR:** None

**Recap:** Hod Eller fired a three-hit shutout with nine strikeouts to help Cincinnati take a 4-1 lead in the series ... Sox starter Lefty Williams took a shutout into the sixth inning but gave up four runs ... catcher Ray Schalk was ejected in the sixth for arguing a play at the plate ... Buck Weaver picked up two of the Sox three hits.

## GAME 6: WHITE SOX 5, REDS 4 (10)

White Sox	0	0	0	0	1	3	0	0	0	1	—	5
Reds	0	0	2	2	0	0	0	0	0	0	—	4

**WP:** Kerr      **LP:** Ring      **Save:** None  
**Time:** 2:06      **Att:** 32,006      **HR:** None

**Recap:** The White Sox spotted the Reds a 4-0 lead but rallied to stay alive in the series with a 10-inning victory ... Chick Gandil's single scored Buck Weaver with the winning run in the 10th ... Weaver, Joe Jackson and Happy Felsch combined to go 7-14 ... Dickie Kerr went the distance for Chicago, allowing 11 hits.

## GAME 7: WHITE SOX 4, REDS 1

White Sox	1	0	1	0	2	0	0	0	0	—	4
Reds	0	0	0	0	0	1	0	0	0	—	1

**WP:** Cicotte      **LP:** Sallee      **Save:** None  
**Time:** 1:47      **Att:** 13,923      **HR:** Jackson

**Recap:** Eddie Cicotte scattered seven hits in a complete-game effort, and Shano Collins was 3-5 with two runs scored to help the Sox stay alive with a 4-1 win ... Joe Jackson and Happy Felsch each went 2-4 with two RBI ... Cincinnati suspected Cicotte of doctoring the ball and stopped play numerous times to have the umpire inspect the ball.

## GAME 8: REDS 10, WHITE SOX 5

Reds	4	1	0	0	1	3	0	1	0	—	10
White Sox	0	0	1	0	0	0	0	4	0	—	5

**WP:** Eller      **LP:** Williams      **Save:** None  
**Time:** 2:27      **Att:** 32,930      **HR:** None

**Recap:** Cincinnati jumped on Sox starter Lefty Williams for four runs in 0.1 IP and went on to win the deciding game of the series ... the Reds built a 10-1 lead before Chicago scored four times in the eighth ... Joe Jackson was 2-5 with a home run and three RBI.

## WORLD SERIES STATISTICS

Player	AVG	G	AB	R	H	2B	3B	HR	RBI	SB	CS	BB	SO
McMullin	.500	2	2	0	1	0	0	0	0	0	—	0	0
Jackson	.375	8	32	5	12	3	0	1	6	0	—	1	2
Weaver	.324	8	34	4	11	4	1	0	0	0	—	0	2
Schalk	.304	8	23	1	7	0	0	0	2	1	—	4	2
J. Collins	.250	4	16	2	4	1	0	0	0	0	—	0	0
Gandil	.233	8	30	1	7	0	1	0	5	1	—	1	3
E. Collins	.226	8	31	2	7	1	0	0	1	1	—	1	2
Felsch	.192	8	26	2	5	1	0	0	3	0	—	1	4
Risberg	.080	8	25	3	2	0	1	0	0	1	—	5	3
Leibold	.056	5	18	0	1	0	0	0	0	1	—	2	3
Murphy	.000	3	2	0	0	0	0	0	0	0	—	0	1
Pitchers	.087	8	23	0	2	0	0	0	0	0	—	0	8
<b>TOTALS</b>	<b>.224</b>	<b>8</b>	<b>263</b>	<b>20</b>	<b>59</b>	<b>10</b>	<b>3</b>	<b>1</b>	<b>17</b>	<b>5</b>	<b>—</b>	<b>15</b>	<b>30</b>

Pitcher	W-L	ERA	G-GS	CG	SV	IP	H	R	ER	BB	SO
Mayer	0-0	0.00	1-0	0	0	1.0	0	0	0	1	0
Kerr	2-0	1.42	2-2	2	0	19.0	14	4	3	3	6
Wilkinson	0-0	2.45	2-0	0	0	7.1	9	4	2	4	3
Cicotte	1-2	2.91	3-3	2	0	21.2	19	9	7	5	7
James	0-0	5.79	1-0	0	0	4.2	8	4	3	3	2
Williams	0-3	6.61	3-3	1	0	16.1	12	12	12	8	4
Lowdermilk	0-0	9.00	1-0	0	0	1.0	2	1	1	1	0
<b>TOTALS</b>	<b>3-5</b>	<b>3.55</b>	<b>8-8</b>	<b>5</b>	<b>0</b>	<b>71.0</b>	<b>64</b>	<b>35</b>	<b>28</b>	<b>25</b>	<b>22</b>



# 1959 WORLD SERIES

## LOS ANGELES DODGERS 4, WHITE SOX 2

**Recap:** The "Go-Go Sox" of 1959 won 94 games and made the franchise's first appearance in the Fall Classic in 40 years ... the White Sox finished sixth in the American League in average (.250) and were last in home runs (97) but topped the league with 113 stolen bases, 45 more than the next-closest team ... second baseman Nellie Fox was named AL Most Valuable Player after hitting .306 with 84 runs scored, and shortstop Luis Aparicio led the AL with 56 stolen bases ... 39-year-old Early Wynn took home the Cy Young Award after winning 22 games ... Ted Kluszewski set a World Series record (six games) with 10 RBI.

## GAME 1: WHITE SOX 11, DODGERS 0

Dodgers	0	0	0	0	0	0	0	0	—	0
White Sox	2	0	7	2	0	0	0	0	x	11

**WP:** Wynn      **LP:** Craig      **Save:** None  
**Time:** 2:35      **Att:** 48,013      **HR:** Kluszewski 2

**Recap:** Ted Kluszewski, a late-August acquisition, went 2-4 with two home runs and five RBI, while Cy Young Award winner Early Wynn threw 7.0 scoreless IP to lead the White Sox to an 11-0 whitewash in the series opener ... the Sox took a 2-0 lead in the first inning and then put the game away with a seven-run third that was highlighted by a three-run homer from Kluszewski, whose five RBI tied a series record ... Jim Landis was 3-4 with three runs scored ... Gerry Staley went the final 2.0 IP to complete the shutout.

## GAME 2: DODGERS 4, WHITE SOX 3

Dodgers	0	0	0	0	1	0	3	0	0	—	4
White Sox	2	0	0	0	0	0	0	1	0	—	3

**WP:** Podres      **LP:** Shaw      **Save:** Sherry  
**Time:** 2:21      **Att:** 47,368      **HR:** Neal 2, Essegian

**Recap:** The Dodgers rallied for a 4-3 win in Game 2 to even the series ... the Sox took a 2-1 lead into the seventh inning, but with two outs pinch-hitter Chuck Essegian hit a solo home run off Bob Shaw ... after Shaw walked Jim Gilliam, Charlie Neal hit a two-run homer to put Los Angeles ahead, 4-2 ... Chicago closed to within a run in the eighth, but Sherm Lollar was thrown out at home attempting to score on Al Smith's double, and Larry Sherry retired the next two batters to preserve the lead ... Luis Aparicio and Lollar each collected two hits.

## GAME 3: DODGERS 3, WHITE SOX 1

White Sox	0	0	0	0	0	0	0	1	0	—	1
Dodgers	0	0	0	0	0	0	2	1	x	—	3

**WP:** Drysdale      **LP:** Donovan      **Save:** Sherry  
**Time:** 2:33      **Att:** 92,394      **HR:** None

**Recap:** The series shifted to the West Coast, where the White Sox dropped Game 3 despite outpitching the Dodgers, 12-5, before a crowd of 92,000-plus at the Los Angeles Coliseum ... Don Drysdale gave up 11 hits and four walks over 7.0 IP but managed to hold Chicago to one run ... Dick Donovan (2 ER/6.2 IP) carried a one-hit shutout into the seventh before yielding a two-run single to pinch-hitter Carl Furillo ... the Sox loaded the bases with no outs in the eighth but scored only one run ... Nellie Fox led the offense with three hits.

## GAME 4: DODGERS 5, WHITE SOX 4

White Sox	0	0	0	0	0	0	4	0	0	—	4
Dodgers	0	0	4	0	0	0	0	1	x	—	5

**WP:** Sherry      **LP:** Staley      **Save:** None  
**Time:** 2:30      **Att:** 92,650      **HR:** Lollar, Hodges

**Recap:** Gil Hodges hit a solo home run off Gerry Staley in the eighth inning to break a 4-4 tie and give the Dodgers a 3-1 lead in the series ... the Sox scored four runs in the seventh, capped

by Sherm Lollar's three-run homer, to tie the game ... Early Wynn lasted 2.2 IP, allowing four runs on eight hits ... Nellie Fox collected three hits for the second straight game.

## GAME 5: WHITE SOX 1, DODGERS 0

White Sox	0	0	0	1	0	0	0	0	0	—	1
Dodgers	0	0	0	0	0	0	0	0	0	—	0

**WP:** Shaw      **LP:** Koufax      **Save:** Donovan  
**Time:** 2:28      **Att:** 92,706      **HR:** None

**Recap:** Bob Shaw (7.1 IP) and Dick Donovan (1.2 IP) combined on a nine-hit shutout as the Sox stayed alive with a 1-0 win ... the game's lone run scored in the fourth inning on Sherm Lollar's double play grounder ... the Dodgers put runners at second and third with two outs in the seventh, but right fielder Jim Rivera, inserted into the game as a defensive replacement, preserved the lead with a running, over-the-shoulder catch of a Charlie Neal drive ... Sandy Koufax took the loss.

## GAME 6: DODGERS 9, WHITE SOX 3

Dodgers	0	0	2	6	0	0	0	0	1	—	9
White Sox	0	0	0	3	0	0	0	0	0	—	3

**WP:** Sherry      **LP:** Wynn      **Save:** None  
**Time:** 2:33      **Att:** 47,653      **HR:** Snider, Moon  
 Kluszewski, Essegian

**Recap:** The Dodgers put the game away early with eight runs in the first four innings off Early Wynn and Dick Donovan, while rookie Larry Sherry threw 5.2 scoreless IP of relief to dash the championship hopes of the White Sox ... Ted Kluszewski hit a three-run homer in the fourth to account for the Sox runs.

## WORLD SERIES STATISTICS

Player	AVG	G	AB	R	H	2B	3B	HR	RBI	SB	CS	BB	SO
Kluszewski	.391	6	23	5	9	1	0	3	10	0	—	2	0
Fox	.375	6	24	4	9	3	0	0	0	0	—	4	1
Aparicio	.308	6	26	1	8	1	0	0	0	1	—	2	3
Phillips	.300	3	10	0	3	1	0	0	0	0	—	0	0
Landis	.292	6	24	6	7	0	0	0	1	1	—	1	7
Smith	.250	6	20	1	5	3	0	0	1	0	—	4	4
Goodman	.231	5	13	1	3	0	0	0	1	0	—	0	5
Lollar	.227	6	22	3	5	0	0	1	5	0	—	1	3
Cash	.000	4	4	0	0	0	0	0	0	0	—	0	2
McAnany	.000	3	5	0	0	0	0	0	0	0	—	1	0
Torgeson	.000	3	1	1	0	0	0	0	0	0	—	1	0
Esposito	.000	2	2	0	0	0	0	0	0	0	—	0	1
Rivera	.000	5	11	1	0	0	0	0	0	0	—	3	1
Romano	.000	1	1	0	0	0	0	0	0	0	—	0	0
Pitchers	.231	6	13	0	3	1	0	0	1	0	—	1	6
<b>TOTALS</b>	<b>.261</b>	<b>6</b>	<b>199</b>	<b>23</b>	<b>52</b>	<b>10</b>	<b>0</b>	<b>4</b>	<b>19</b>	<b>2</b>	<b>—</b>	<b>20</b>	<b>33</b>

Pitcher	W-L	ERA	G-GS	CG	SV	IP	H	R	ER	BB	SO
Lown	0-0	0.00	3-0	0	0	3.1	2	0	0	1	3
Pierce	0-0	0.00	3-0	0	0	4.0	2	0	0	2	3
Staley	0-1	2.16	4-0	0	1	8.1	8	2	2	0	3
Shaw	1-1	2.57	2-2	0	0	14.0	17	4	4	2	2
Donovan	0-1	5.40	3-1	0	1	8.1	4	5	5	3	5
Wynn	1-1	5.54	3-3	0	0	13.0	19	9	8	4	10
Moore	0-0	9.00	1-0	0	0	1.0	1	1	1	0	1
<b>TOTALS</b>	<b>2-4</b>	<b>3.46</b>	<b>6-6</b>	<b>0</b>	<b>2</b>	<b>52.0</b>	<b>53</b>	<b>21</b>	<b>20</b>	<b>12</b>	<b>27</b>

# 1983 ALCS

## BALTIMORE ORIOLES 3, WHITE SOX 1

**Recap:** The White Sox, making their first postseason appearance since the 1959 World Series, were eliminated in four games by eventual World Champion Baltimore ... the Sox went 99-63 during the regular season, including a 59-26 record after the break (46-15 after 7/31) ... Chicago was limited to three runs in the series, an ALCS-low for a four-game set, including one in the final 31 innings ... Baltimore pitchers posted a 0.49 ERA (2 ER/37.0 IP) ... Chicago left 35 runners on base and was just 4-30 (.133) with runners in scoring position ... Carlton Fisk, Greg Luzinski, Ron Kittle, Harold Baines and Tom Paciorek combined to hit just .183 (13-71).

## GAME 1: WHITE SOX 2, ORIOLES 1

White Sox	0	0	1	0	0	1	0	0	0	—	2
Orioles	0	0	0	0	0	0	0	0	1	—	1

**WP:** Hoyt      **LP:** McGregor      **Save:** None  
**Time:** 2:38      **Att:** 51,289      **HR:** None

**Recap:** Cy Young Award winner LaMarr Hoyt threw a complete-game, five-hitter as the White Sox took the opener of the ALCS ... Hoyt, who was 24-10 in the regular season, carried a shutout into the ninth inning before running into his only real trouble of the day ... with two outs, Dan Ford doubled and Cal Ripken followed with an RBI single ... Hoyt then induced the next batter, Eddie Murray, to ground into a game-ending force out ... he did not issue a walk and struck out four ... Rudy Law was 3-5 with a double and run scored, and Tom Paciorek went 2-4 with a RBI and run scored ... the game included a 42-minute rain delay in the bottom of the fourth.

## GAME 2: ORIOLES 4, WHITE SOX 0

White Sox	0	0	0	0	0	0	0	0	0	—	0
Orioles	0	1	0	1	0	2	0	0	x	—	4

**WP:** Boddicker      **LP:** Bannister      **Save:** None  
**Time:** 2:51      **Att:** 52,347      **HR:** Roenicke

**Recap:** Rookie Mike Boddicker registered a five-hit shutout, tying an ALCS record with 14 strikeouts, as Baltimore evened the series ... Boddicker tied the ALCS record shared by Detroit's Joe Coleman (1972 vs. Oakland) and Pittsburgh's John Candelaria (1975 vs. Cincinnati) ... Gary Roenicke went 2-2 with a double, home run, two RBI and three runs scored for the Orioles ... Floyd Bannister, who went 13-1 with a 2.23 ERA in the second half, took the loss after giving up four runs (three earned) on five hits over 6.0 IP ... Rudy Law collected two of Chicago's five hits.

## GAME 3: ORIOLES 11, WHITE SOX 1

Orioles	3	1	0	0	2	0	0	1	4	—	11
White Sox	0	1	0	0	0	0	0	0	0	—	1

**WP:** Flanagan      **LP:** Dotson      **Save:** Stewart  
**Time:** 2:58      **Att:** 46,645      **HR:** Murray

**Recap:** In the first playoff game hosted by the city of Chicago since the 1959 World Series, Baltimore exploded for 11 runs to reverse the trend of pitching duels ... Eddie Murray, hitless in his previous 29 plate appearances dating to the 1979 World Series, hit a three-run homer off Rich Dotson in the first inning ... Murray finished with four runs scored, Cal Ripken was 2-4 with three runs scored, and John Lowenstein drove in two ... Dotson, a 22-game winner in the regular season, allowed six runs in 5.0 IP ... the Orioles collected just eight hits but four Sox pitchers combined to issue nine walks ... Baltimore starter Mike Flanagan gave up one run on five hits over 5.0 IP before leaving with stiffness in his knee, but Sammy Stewart held the Sox scoreless on one hit over the final 4.0 IP for the save ... Rudy Law (2-4) posted his third straight multihit game, and Vance Law drove in the Sox lone run with a second-inning single.

## GAME 4: ORIOLES 3, WHITE SOX 0 (10)

Orioles	0	0	0	0	0	0	0	0	0	3	—	3
White Sox	0	0	0	0	0	0	0	0	0	0	—	0

**WP:** T. Martínez      **LP:** Burns      **Save:** None  
**Time:** 3:41      **Att:** 45,447      **HR:** Landrum

**Recap:** The White Sox and Orioles hooked up in one of the more memorable pitching duels in postseason history, with Tito Landrum breaking a scoreless tie in the 10th inning with a solo homer off Britt Burns to clinch the series for Baltimore ... Burns matched scoreless frames with Baltimore pitchers Storm Davis and Tippy Martínez through nine innings before Landrum hit Burns' 150th pitch of the afternoon through a stiff wind into the left field stands ... Salomé Barojas replaced Burns and gave up two more runs to account for the final margin ... Davis threw 6.0 scoreless IP for the Orioles, and Martínez went the final 4.0 IP to earn the win ... the White Sox left 10 men on base, stranding at least one runner in each inning but the first ... Chicago squandered a prime scoring chance in the seventh ... with runners on first and second and one out, Julio Cruz hit a single to left field with lead runner Vance Law being stopped at third base ... Jerry Dybzinski, the runner on first, overran second base and was caught in a rundown ... during the rundown, Law broke for home but was tagged out in a collision at the plate ... Rudy Law, the Sox leading hitter in the series (.389), then struck out to end the threat ... Cruz finished 3-3, and Harold Baines was 2-4.

## ALCS STATISTICS

Player	AVG	G	AB	R	H	2B	3B	HR	RBI	SB	CS	BB	SO
R. Law	.389	4	18	1	7	1	0	0	0	2	0	0	1
J. Cruz	.333	4	12	0	4	1	0	0	0	2	0	3	4
Walker	.333	2	3	0	1	0	0	0	0	0	0	1	2
Kittle	.286	3	7	1	2	1	0	0	0	0	0	1	2
Paciorek	.250	4	16	1	4	0	0	0	1	0	1	1	2
Dybzinski	.250	2	4	0	1	0	0	0	0	0	0	0	0
V. Law	.182	4	11	0	2	0	0	0	1	0	0	1	3
Fisk	.176	4	17	0	3	1	0	0	0	0	0	1	3
Luzinski	.133	4	15	0	2	1	0	0	0	0	0	1	5
Baines	.125	4	16	0	2	0	0	0	0	0	0	1	3
Rodríguez	.000	2	0	0	0	0	0	0	0	0	0	0	0
Hairston	.000	2	3	0	0	0	0	0	0	0	0	1	1
Squires	.000	4	4	0	0	0	0	0	0	0	0	0	0
Fletcher	.000	3	7	0	0	0	0	0	0	0	0	1	0
<b>TOTALS</b>	<b>.211</b>	<b>4</b>	<b>133</b>	<b>3</b>	<b>28</b>	<b>4</b>	<b>0</b>	<b>0</b>	<b>2</b>	<b>4</b>	<b>1</b>	<b>12</b>	<b>26</b>

Pitcher	W-L	ERA	G-GS	CG	SV	IP	H	R	ER	BB	SO
Lamp	0-0	0.00	3-0	0	0	2.0	0	1	0	2	1
Agosto	0-0	0.00	1-0	0	0	0.1	0	0	0	0	0
Burns	0-1	0.96	1-1	0	0	9.1	6	1	1	5	8
Hoyt	1-0	1.00	1-1	1	0	9.0	5	1	1	1	0
Tidrow	0-0	3.00	1-0	0	0	3.0	1	1	1	3	3
Bannister	0-1	4.50	1-0	0	0	6.0	5	4	3	1	5
Dotson	0-1	10.80	1-1	0	0	5.0	6	6	6	3	3
Barojas	0-0	18.00	2-1	0	0	1.0	2	2	2	0	0
Koosman	0-0	54.00	1-0	0	0	0.1	3	3	2	2	0
<b>TOTALS</b>	<b>1-3</b>	<b>4.00</b>	<b>4-4</b>	<b>1</b>	<b>0</b>	<b>36.0</b>	<b>28</b>	<b>19</b>	<b>16</b>	<b>16</b>	<b>24</b>

# 1993 ALCS

## TORONTO BLUE JAYS 4, WHITE SOX 2

**Recap:** The White Sox were ousted from the ALCS in six games by the defending World Champion Toronto Blue Jays ... the Sox won two of the three games at SkyDome but lost all three at home ... Tim Lincecum tied an ALCS record (six games) with 12 hits, and Frank Thomas, the regular season Most Valuable Player, batted .353 with 10 walks ... Jack McDowell, the AL Cy Young Award winner, was 0-2 with a 10.00 ERA in two starts.

## GAME 1: BLUE JAYS 7, WHITE SOX 3

Blue Jays	0	0	0	2	3	0	2	0	0	—	7
White Sox	0	0	0	3	0	0	0	0	0	—	3

**WP:** Guzmán **LP:** McDowell **Save:** None  
**Time:** 3:38 **Att:** 46,246 **HR:** Molitor

**Recap:** John Olerud, Paul Molitor and Ed Sprague combined to go 11-14 with seven RBI and five runs scored as the Blue Jays spoiled the White Sox first home playoff game since 1983 ... the Sox led, 3-2, in the fifth but John Olerud's two-run double off Jack McDowell proved to be the game-winner ... McDowell, who won 22 games in the regular season, allowed seven runs on 13 hits over 6.2 IP ... Ozzie Guillén was 2-4 with two RBI, and Frank Thomas walked four times ... Toronto starter Juan Guzmán issued eight walks and uncorked three wild pitches in 6.0 IP but worked out of several jams ... Chicago left 13 runners on base, tying an ALCS record (six games).

## GAME 2: BLUE JAYS 3, WHITE SOX 1

Blue Jays	1	0	0	2	0	0	0	0	0	—	3
White Sox	1	0	0	0	0	0	0	0	0	—	1

**WP:** Stewart **LP:** Fernández **Save:** Ward  
**Time:** 3:00 **Att:** 46,101 **HR:** None

**Recap:** Dave Stewart (1 ER/6.0 IP) outdueled Alex Fernández as the Blue Jays took a 2-0 lead in the series with a 3-1 win ... after leaving 13 men on base in Game 1, the Sox stranded 10 in Game 2 ... the Sox failed to capitalize on a bases-loaded, no-out threat in the sixth ... Fernández took the loss despite allowing three runs (one earned) on eight hits over 8.0 IP ... Frank Thomas had two hits.

## GAME 3: WHITE SOX 6, BLUE JAYS 1

White Sox	0	0	5	1	0	0	0	0	0	—	6
Blue Jays	0	0	1	0	0	0	0	0	0	—	1

**WP:** Álvarez **LP:** Hentgen **Save:** None  
**Time:** 2:56 **Att:** 51,783 **HR:** None

**Recap:** Wilson Álvarez threw a complete-game, seven-hitter as the Sox took Game 3 at SkyDome for their first postseason win since Game 1 of the 1983 ALCS ... Álvarez, who won his final seven regular-season decisions, held the Blue Jays scoreless over the final 6.0 IP ... Chicago's five-run third inning featured five hits and two walks with two outs ... Tim Lincecum was 4-5 with two doubles, and Ellis Burks and Lance Johnson each went 2-5 with two RBI ... Toronto's Pat Hentgen, a 19-game winner during the regular season, lasted just 3.0 IP.

## GAME 4: WHITE SOX 7, BLUE JAYS 4

White Sox	0	2	0	0	0	3	1	0	1	—	7
Blue Jays	0	0	3	0	0	1	0	0	0	—	4

**WP:** Belcher **LP:** Stottlemire **Save:** Hernández  
**Time:** 3:30 **Att:** 51,889 **HR:** Thomas, Johnson

**Recap:** Lance Johnson went 2-4 with a triple, home run and four RBI, and four relievers held Toronto to one run over 6.2 IP as the Sox evened the ALCS at 2-2 ... Johnson, homerless in 540 at-bats in the regular season, hit a two-run shot in the second inning and a game-winning, two-run triple off Todd Stottlemire in the sixth ... starter Jason Bere lasted just 2.1 IP, but Tim Belcher

picked up the win with 3.2 IP in relief ... Kirk McCaskill (1.1 IP) and Scott Radinsky (0.2 IP) followed with scoreless outings, and Roberto Hernández worked the ninth for the save ... Frank Thomas hit a solo homer, and Tim Lincecum collected three hits.

## GAME 5: BLUE JAYS 5, WHITE SOX 3

White Sox	0	0	0	0	1	0	0	0	2	—	3
Blue Jays	1	1	1	1	0	0	1	0	x	—	5

**WP:** Guzmán **LP:** McDowell **Save:** None  
**Time:** 3:09 **Att:** 51,375 **HR:** Burks, Ventura

**Recap:** Juan Guzmán beat Jack McDowell for the second time in the series as Toronto held off Sox rally to take a 3-2 lead in the series ... Guzmán, who walked eight in the opener, limited the Sox to one run on three hits and one walk over 7.0 IP ... he retired the first 13 batters before Ellis Burks hit a solo home run in the fourth inning ... McDowell lasted just 2.1 IP, giving up three runs on five hits and three walks ... the Sox trailed, 5-1, entering the ninth, but Robin Ventura hit a two-run homer off Duane Ward ... Ward hit Burks to bring the tying run to the plate but struck out Bo Jackson to end the game ... the Blue Jays outthrew the Sox, 14-5, and stole five bases, three by Roberto Alomar.

## GAME 6: BLUE JAYS 6, WHITE SOX 3

Blue Jays	0	2	0	1	0	0	0	0	3	—	6
White Sox	0	0	2	0	0	0	0	0	1	—	3

**WP:** Stewart **LP:** Fernández **Save:** Ward  
**Time:** 3:31 **Att:** 45,527 **HR:** White, Newson

**Recap:** Dave Stewart gave up two runs on four hits over 7.1 IP, helping the Blue Jays advance to their second consecutive World Series ... the Sox committed three errors that led to three unearned runs ... Toronto scored three runs in the ninth to break open a 3-2 game ... Alex Fernández fell to 0-2 in the series despite allowing two earned runs over 7.0 IP ... Warren Newson hit a solo homer in the ninth.

## ALCS STATISTICS

Player	AVG	G	AB	R	H	2B	3B	HR	RBI	SB	CS	BB	SO
Grebeck	1.000	1	1	0	1	0	0	0	0	0	0	0	0
Raines	.444	6	27	5	12	2	0	0	1	1	1	2	2
Thomas	.353	6	17	2	6	0	0	1	3	0	0	10	5
LaValliere	.333	2	3	0	1	0	0	0	0	0	0	1	0
Burks	.304	6	23	4	7	1	0	1	3	0	1	3	5
Guillén	.273	6	22	4	6	1	0	0	2	1	0	0	2
Johnson	.217	6	23	2	5	1	1	1	6	1	0	2	1
Ventura	.200	6	20	2	4	0	0	1	5	0	0	6	6
Newson	.200	2	5	1	1	0	0	1	1	0	0	0	1
Cora	.136	6	22	1	3	0	0	0	1	0	0	3	6
Pasqua	.000	2	6	1	0	0	0	0	0	0	0	1	2
Jackson	.000	3	10	1	0	0	0	0	0	0	0	3	6
Karkovice	.000	6	15	0	0	0	0	0	0	0	0	1	7
<b>TOTALS</b>	<b>.237</b>	<b>6</b>	<b>194</b>	<b>23</b>	<b>46</b>	<b>5</b>	<b>1</b>	<b>5</b>	<b>22</b>	<b>3</b>	<b>2</b>	<b>32</b>	<b>43</b>

Pitcher	W-L	ERA	G-GS	CG	SV	IP	H	R	ER	BB	SO
Hernández	0-0	0.00	4-0	0	1	4.0	4	0	0	0	1
McCaskill	0-0	0.00	3-0	0	0	3.2	3	0	0	1	3
Álvarez	1-0	1.00	1-1	1	0	9.0	7	1	1	1	2
Fernández	0-2	1.80	2-2	0	0	15.0	15	6	3	6	10
DeLeón	0-0	1.93	2-0	0	0	4.2	7	1	1	1	6
Belcher	1-0	2.45	1-0	0	0	3.2	3	1	1	3	1
McDowell	0-2	10.00	2-2	0	0	9.0	18	10	10	5	5
Radinsky	0-0	10.80	4-0	0	0	1.2	3	4	2	1	1
Bere	0-0	11.57	1-1	0	0	2.1	5	3	3	2	3
<b>TOTALS</b>	<b>2-4</b>	<b>3.57</b>	<b>6-6</b>	<b>1</b>	<b>1</b>	<b>53.0</b>	<b>65</b>	<b>26</b>	<b>21</b>	<b>21</b>	<b>36</b>

# 2000 ALDS

## SEATTLE MARINERS 3, WHITE SOX 0

**Recap:** The White Sox, making their first postseason appearance in seven years, were swept in three games by the Seattle Mariners in the American League Division Series ... the Sox went 95-67 during the regular season, including a major-league best 49-32 road record, and captured their first AL Central Division crown by 5.0 games over Cleveland ... Frank Thomas finished second in the AL Most Valuable Player voting after hitting .328 with 43 home runs and 143 RBI, and Jerry Manuel was named AL Manager of the Year ... the Sox led the major leagues with a franchise-record 978 runs scored (6.0 per game) and ranked fourth with a .286 average during the regular season but were limited to seven runs and a .185 (17-92) average in the three-game sweep ... Thomas, Magglio Ordóñez, Paul Konerko and Carlos Lee — the Sox 3-6 hitters who combined for 122 home runs and 458 RBI during the regular season — went 3-40 (.075) with two RBI in the series ... the Sox held the lead at some point in all three games, and two of the three contests were decided in the final at-bat.

## GAME 1: MARINERS 7, WHITE SOX 4 (10)

Mariners	2	1	0	0	0	0	1	0	0	3	—	7
White Sox	0	2	2	0	0	0	0	0	0	0	—	4

**WP:** Mesa                      **LP:** Foulke                      **Save:** Sasaki  
**Time:** 4:12                      **Att:** 45,290                      **HR:** Oliver, Durham, Martínez, Olerud

**Recap:** Edgar Martínez and John Olerud hit back-to-back home runs off Keith Foulke in the 10th inning to lift Seattle to a 7-4 victory over the White Sox in Game 1 of the ALDS ... former White Sox Mike Cameron led off the 10th with a single, and two batters later Martínez hit a two-run shot off Foulke ... Olerud followed with a solo homer ... Carlos Lee led off the Sox 10th inning with a double, but Mariners closer Kazuhiro Sasaki retired the next three batters in order to preserve the win ... the Sox spotted the Mariners an early 3-0 lead but rallied to take a 4-3 lead into the seventh inning before Cameron tied the game with a two-out single off Chad Bradford ... the Sox stranded 10 runners, including two in the ninth ... starter Jim Parque gave up three runs in the first two innings but settled down to hold Seattle scoreless over his next 4.0 IP ... Charles Johnson went 3-4, and Ray Durham hit a solo home run ... five Mariners relievers combined to hold the Sox scoreless over the final 6.2 IP.

## GAME 2: MARINERS 5, WHITE SOX 2

Mariners	0	2	0	1	1	0	0	0	1	—	5
White Sox	1	0	1	0	0	0	0	0	0	—	2

**WP:** Abbott                      **LP:** Sirotka                      **Save:** Sasaki  
**Time:** 3:16                      **Att:** 45,383                      **HR:** Buhner

**Recap:** The White Sox dug themselves an 0-2 hole in the ALDS, collecting just five hits in a 5-2 loss to Seattle ... the Sox stranded eight baserunners, all in the first seven innings ... Ray Durham and José Valentín hit back-to-back doubles to lead off the bottom of the first inning, but the Sox managed just one run ... trailing, 4-2, in the seventh, they drew consecutive one-out walks, but were left stranded when Frank Thomas and Magglio Ordóñez were retired ... Valentín went 2-3 with a double, walk, RBI, run scored and two stolen bases, while Herbert Perry was 2-4 with a double ... starter Mike Sirotká took the loss, allowing four runs over 5.2 IP ... Kazuhiro Sasaki struck out the side in order in the ninth for his second save of the series ... the Sox lost their ninth straight home postseason game, with their last win coming in Game 1 of the 1959 World Series vs. Los Angeles.

## GAME 3: MARINERS 2, WHITE SOX 1

White Sox	0	1	0	0	0	0	0	0	0	—	1
Mariners	0	0	0	1	0	0	0	0	1	—	2


**WP:** Paniagua                      **LP:** Wunsch                      **Save:** None  
**Time:** 2:40                      **Att:** 48,010                      **HR:** None

**Recap:** Pinch-hitter Carlos Guillén's infield single off Keith Foulke in the bottom of the ninth inning scored Rickey Henderson with the winning run as the Mariners completed the three-game sweep of the White Sox with a 2-1 victory ... the teams had combined for just two runs and seven hits when Seattle's John Olerud led off the ninth with a single off Kelly Wunsch and advanced to second on Wunsch's throwing error ... Stan Javier then bunted pinch-runner Rickey Henderson to third base and followed a walk to David Bell, Guillén delivered his game-winner ... the Sox managed just three hits and grounded into double plays in the first, fourth and eighth innings ... Sox starter James Baldwin allowed just one run on three hits over 6.0 IP, and Bob Howry followed with 2.0 scoreless IP ... Seattle's Aaron Sele gave up one run on three hits over 7.1 IP ... 41-year-old Harold Baines doubled and scored the Sox only run in the second inning.

## ALDS STATISTICS

Player	AVG	G	AB	R	H	2B	3B	HR	RBI	SB	CS	BB	SO
Perry	.444	3	9	0	4	1	0	0	1	0	0	2	2
Johnson	.333	3	9	0	3	0	0	0	0	0	0	1	1
Valentín	.300	3	10	2	3	2	0	0	1	3	0	2	2
Baines	.250	2	4	1	1	1	0	0	0	0	0	0	1
Durham	.200	3	10	2	2	1	0	1	1	0	0	3	3
Ordóñez	.182	3	11	0	2	0	1	0	1	1	0	2	2
Singleton	.111	3	9	1	1	0	1	0	1	0	0	0	2
Lee	.091	3	11	0	1	1	0	0	1	0	0	0	2
Abbott	.000	1	1	0	0	0	0	0	0	0	0	0	0
Konerko	.000	3	9	1	0	0	0	0	0	0	0	1	1
Thomas	.000	3	9	0	0	0	0	0	0	0	0	4	0
Christensen	.000	1	0	0	0	0	0	0	0	0	0	0	0
Graffanino	.000	1	0	0	0	0	0	0	0	0	0	0	0
Paul	.000	1	0	0	0	0	0	0	0	0	0	0	0
<b>TOTALS</b>	<b>.185</b>	<b>3</b>	<b>92</b>	<b>7</b>	<b>17</b>	<b>6</b>	<b>2</b>	<b>1</b>	<b>6</b>	<b>4</b>	<b>0</b>	<b>15</b>	<b>16</b>

Pitcher	W-L	ERA	G-GS	CG	SV	IP	H	R	ER	BB	SO
Barceló	0-0	0.00	1-0	0	0	1.2	0	0	0	1	0
Bradford	0-0	0.00	1-0	0	0	0.2	2	0	0	0	0
Buehrle	0-0	0.00	1-0	0	0	0.1	2	0	0	0	1
Wunsch	0-1	0.00	3-0	0	0	0.2	2	1	0	0	0
Baldwin	0-0	1.50	1-1	0	0	6.0	3	1	1	3	2
Howry	0-0	3.38	2-0	0	0	2.2	2	1	1	2	4
Parque	0-0	4.50	1-1	0	0	6.0	6	3	3	1	2
Sirotká	0-1	4.76	1-1	0	0	5.2	7	4	3	2	0
Simas	0-0	6.75	2-0	0	0	1.1	0	1	1	1	2
Foulke	0-1	11.57	2-0	0	0	2.1	4	3	3	2	2
<b>TOTALS</b>	<b>0-3</b>	<b>3.95</b>	<b>3-3</b>	<b>0</b>	<b>0</b>	<b>27.1</b>	<b>28</b>	<b>14</b>	<b>12</b>	<b>12</b>	<b>13</b>



Frank Thomas finished second in the 2000 American League Most Valuable Player voting.

# 2005 ALDS

## GAME 1: WHITE SOX 14, RED SOX 2

**Notes:** The White Sox began their eighth postseason appearance with a 14-2 victory, ending a nine-game playoff losing streak at home ... A.J. Pierzynski hit two of Chicago's five home runs, becoming the fifth catcher in major-league history to accomplish the feat in the postseason ... José Contreras yielded two runs in 7.2 IP ... Scott Podsednik, who was held homerless during the regular season, was 2-3 with a home run and three RBI ... the Sox five homers tied a postseason record (fifth time).

RED SOX	AB	R	H	BI	W	K	AVG	WHITE SOX	AB	R	H	BI	W	K	AVG
Damon, cf	4	0	0	0	0	2	.000	Podsednik, lf	3	2	2	3	1	0	.667
Corra, ss	0	0	0	0	0	0		Iguchi, 2b	3	0	0	0	0	1	.000
Renteria, ss	4	0	1	0	0	0	.250	Harris, ph-2b	1	0	1	1	0	0	1.000
Hyzdur, cf	0	0	0	0	0	0		Dye, rf	3	0	0	0	0	0	.000
Ortiz, dh	4	0	2	0	0	1	.500	Pérez, ph-rf	1	0	0	0	0	0	.000
M.Ramírez, lf	4	0	0	0	0	0	.000	Konerko, 1b	4	2	1	2	0	0	.250
Nixon, rf	4	1	2	0	0	0	.500	Blum, ph-1b	1	0	0	0	0	0	.000
Varitek, c	4	1	1	0	0	1	.250	Everett, dh	4	1	1	0	0	0	.250
Millar, 1b	3	0	1	1	0	1	.333	Rowand, cf	3	2	1	1	1	0	.333
Olerud, ph	1	0	1	0	0	0	1.000	Pierzynski, c	3	4	3	4	0	0	1.000
Mueller, 3b	4	0	0	0	0	1	.000	Crede, 3b	3	1	0	0	1	0	.500
Graffanino, 2b	4	0	1	0	0	0	.250	Uribe, ss	4	2	2	3	0	1	.500
<b>TOTALS</b>	<b>36</b>	<b>2</b>	<b>9</b>	<b>1</b>	<b>0</b>	<b>6</b>		<b>TOTALS</b>	<b>33</b>	<b>14</b>	<b>11</b>	<b>14</b>	<b>3</b>	<b>2</b>	

### R H E LOB

Boston	0	0	0	2	0	0	0	—	2	9	0	7		
White Sox	5	0	1	2	0	4	0	2	x	—	14	11	1	2

E—Crede (1). LOB—Boston 7, Chicago 2. RISP—Boston 2-12; Chicago 6-11. 2B—Renteria (1), Ortiz (1), Millar (1), Olerud (1), Graffanino (1), Pierzynski (1). HR—Podsednik (1), Konerko (1), Pierzynski (2), Uribe (1). S—Iguchi. SB—Podsednik (1). CS—Podsednik (1).

Boston	IP	H	R	ER	BB	K	#Pit	ERA
Clement (L, 0-1)	3.1	7	8	8	0	0	64	21.60
Bradford	1.1	0	0	0	0	1	17	0.00
González	2.1	2	4	4	1	0	41	15.43
Arroyo	1.0	2	2	2	2	1	27	18.00

White Sox	IP	H	R	ER	BB	K	#Pit	ERA
Contreras (W, 1-0)	7.2	8	2	2	0	6	100	2.35
Cotts	0.1	0	0	0	0	0	4	0.00
Politte	1.0	1	0	0	0	0	9	0.00

HBP—Podsednik by Clement; Dye by Clement; Pierzynski by González. WP—Contreras. T—2:56. A—40,717. Umpires—HP, John Hirschbeck. 1B, Bill Miller. 2B, Mark Wegner. 3B, Mark Carlson. LF, Mike Everitt. RF, Dan Iassogna.

## GAME 2: WHITE SOX 5, RED SOX 4

**Notes:** The White Sox rallied from a 4-0 deficit to post a 5-4 victory ... Tadahito Iguchi's three-run homer in the fifth inning capped a five-run rally as the Sox became just the seventh team in ALDS history to overcome a deficit of four runs or more in a victory ... Iguchi joined Hideki Matsui as the only Japanese players to homer in a postseason game ... rookie Bobby Jenks became only the second pitcher since 1975 to record a save of six or more outs in his postseason debut.

RED SOX	AB	R	H	BI	W	K	AVG	WHITE SOX	AB	R	H	BI	W	K	AVG
Damon, cf	5	2	2	0	0	0	.222	Podsednik, lf	4	0	0	0	0	0	.286
Renteria, ss	5	1	2	0	0	0	.333	Iguchi, 2b	4	1	2	3	0	0	.286
Ortiz, dh	4	1	1	0	0	1	.375	Dye, rf	4	0	1	0	0	1	.143
M.Ramírez, lf	3	0	1	2	1	0	.143	Konerko, 1b	4	0	1	0	0	0	.250
Varitek, c	4	0	2	1	0	0	.375	Everett, dh	4	1	2	0	0	0	.375
Nixon, rf	3	0	0	1	1	0	.286	Rowand, cf	3	1	1	1	0	0	.333
Mueller, 3b	4	0	0	0	0	1	.000	Pierzynski, c	3	0	0	0	0	0	.500
Olerud, 1b	4	0	0	0	0	0	.200	Crede, 3b	3	1	1	1	0	1	.167
Graffanino, 2b	4	0	1	0	0	0	.250	Uribe, ss	3	1	1	0	0	0	.429
<b>TOTALS</b>	<b>36</b>	<b>4</b>	<b>9</b>	<b>4</b>	<b>2</b>	<b>2</b>		<b>TOTALS</b>	<b>32</b>	<b>5</b>	<b>9</b>	<b>5</b>	<b>0</b>	<b>2</b>	

### R H E LOB

Boston	2	0	2	0	0	0	0	—	4	9	1	7	
White Sox	0	0	0	0	5	0	0	x	—	5	9	0	3

E—Graffanino (1). DP—Boston 2 (Renteria to Olerud; Renteria to Graffanino to Olerud). LOB—Boston 7, Chicago 3. RISP—Boston, 2-7; Chicago, 2-4. 2B—Renteria (2), Ortiz (2), Graffanino (2), Rowand (1). HR—Iguchi (1). Runners Moved Up—Pierzynski. GDP—Everett, Rowand.

Boston	IP	H	R	ER	BB	K	#Pit	ERA
Wells (L, 0-1)	6.2	7	5	2	0	2	93	2.70
Papelbon	1.1	2	0	0	0	0	12	0.00

White Sox	IP	H	R	ER	BB	K	#Pit	ERA
Buehrle (W, 1-0)	7.0	8	4	4	1	2	95	5.14
Jenks (S, 1)	2.0	1	0	0	1	0	31	0.00

T—2:29. A—40,799. Umpires—HP, Bill Miller. 1B, Mark Wegner. 2B, Dale Scott. 3B, Mike Everitt. LF, Dan Iassogna. RF, John Hirschbeck.

## GAME 3: WHITE SOX 5, RED SOX 3

**Notes:** Chicago completed the ALDS sweep with a 5-3 win at Fenway Park ... Paul Konerko broke a 2-2 tie with a two-run homer off Tim Wakefield in the sixth inning ... Manny Ramírez led off Boston's sixth with a solo homer, his second of the game, and the Red Sox then loaded the bases with no outs off Damaso Marte ... however, Orlando "El Duque" Hernández (3.0 scoreless IP) worked out of the inherited jam by retiring Jason Varitek and Tony Graffanino on popups before striking out Johnny Damon to end the threat ... the Sox added an insurance run in the ninth inning on a suicide squeeze bunt by Juan Uribe, and rookie Bobby Jenks pitched a 1-2-3 ninth for his second save of the series.

WHITE SOX	AB	R	H	BI	W	K	AVG	RED SOX	AB	R	H	BI	W	K	AVG
Podsednik, lf	4	1	1	1	0	1	.273	Damon, cf	4	0	1	0	1	2	.231
Iguchi, 2b	5	0	1	1	0	2	.250	Renteria, ss	4	0	0	0	1	1	.231
Dye, rf	3	1	1	0	1	1	.200	Ortiz, dh	4	1	1	1	0	1	.333
Konerko, 1b	4	1	1	2	0	1	.250	M.Ramírez, lf	3	2	2	2	1	0	.300
Everett, dh	3	0	0	0	0	0	.273	Nixon, rf	4	0	1	0	0	1	.273
Rowand, cf	4	0	2	0	0	1	.400	Mueller, 3b	3	0	0	0	1	0	.000
Pierzynski, c	3	1	1	0	1	0	.444	Olerud, 1b	2	0	1	0	2	0	.286
Crede, 3b	3	0	0	0	0	0	.111	Millar, 1b	0	0	0	0	0	0	.333
Uribe, ss	3	1	1	1	0	1	.400	Mirabelli, c	2	0	0	0	0	0	.000
								Varitek, ph-c	2	0	0	0	0	1	.300
								Graffanino, 2b	4	0	1	0	0	0	.250
<b>TOTALS</b>	<b>32</b>	<b>5</b>	<b>8</b>	<b>5</b>	<b>2</b>	<b>7</b>		<b>TOTALS</b>	<b>32</b>	<b>3</b>	<b>7</b>	<b>3</b>	<b>6</b>	<b>6</b>	

### R H E LOB

White Sox	0	0	2	0	0	2	0	0	1	—	5	8	0	6
Boston	0	0	0	2	0	1	0	0	0	—	3	7	1	8

E—Timlin (1). DP—Chicago 2 (Crede; Garcia to Uribe to Konerko), Boston 1 (Mueller to Graffanino to Olerud). LOB—Chicago 6, Boston 8. RISP—Chicago 2-9; Boston 0-5. 2B—Podsednik (1), Rowand (2), Pierzynski (2), Uribe (1), Damon (1). HR—Konerko (2), Ortiz (1), Ramírez (2). S—Crede, Uribe. GDP—Rowand, Damon. SB—Rowand (1), Pierzynski (1). CS—Podsednik (2).

White Sox	IP	H	R	ER	BB	K	#Pit	ERA
García (W, 1-0)	5.0	5	3	3	4	1	98	5.40
Marté	0.0	1	0	0	2	0	16	—
Hernández (H, 1)	3.0	1	0	0	0	4	49	0.00
Jenks (S, 2)	1.0	0	0	0	0	1	10	0.00

Boston	IP	H	R	ER	BB	K	#Pit	ERA
Wakefield (L, 0-1)	5.1	6	4	4	1	4	71	6.75
Bradford	0.0	1	0	0	0	0	1	0.00
Myers	0.0	0	0	0	1	0	8	—
Papelbon	2.2	0	0	0	0	2	42	0.00
Timlin	1.0	1	1	1	0	1	13	9.00

García pitched to 1 batter in the 6th; Marté pitched to 3 batters in the 6th; Bradford pitched to 1 batter in the 6th; Myers pitched to 1 batter in the 6th.


HBP—Podsednik by Wakefield; Everett by Wakefield. T—3:28. A—35,496. Umpires—HP, Mark Wegner. 1B, Dale Scott. 2B, Mike Everitt. 3B, Dan Iassogna. LF, John Hirschbeck. RF, Bill Miller.

# 2005 ALDS

## 2005 ALDS STATISTICS

BATTER	AVG	G	AB	R	H	TB	2B	3B	HR	RBI	SH	SF	HP	BB	IBB	SO	SB	CS	DP	E	SLG	OBP	PINCH HIT			
																							AB	H	HR	RBI
Blum, G.	.000	1	1	0	0	0	0	0	0	0	0	0	0	0	0	0	0	0	0	0	.000	.000	1	0	0	0
RIGHT	.000		0		0	0	0	0	0	0	0	0	0	0	0	0				0	.000	.000	0	0	0	0
LEFT	.000		1		0	0	0	0	0	0	0	0	0	0	0				0	.000	.000	1	0	0	0	
Crede, J.	.111	3	9	2	1	1	0	0	0	1	1	0	0	1	0	1	0	0	0	1	.111	.200	0	0	0	0
Dye, J.	.200	3	10	1	2	2	0	0	0	0	0	0	1	1	0	2	0	0	0	0	.200	.333	0	0	0	0
Everett, C.	.273	3	11	2	3	3	0	0	0	0	0	0	1	0	0	0	0	0	1	0	.273	.333	0	0	0	0
RIGHT	.667		3		2	2	0	0	0	0	0	0	0	0	0				1	.667	.667	0	0	0	0	
LEFT	.125		8		1	1	0	0	0	0	0	0	1	0	0				0	.125	.222	0	0	0	0	
Harris, W.	1.000	1	1	0	1	1	0	0	0	1	0	0	0	0	0	0	0	0	0	0	1.000	1.000	1	1	0	1
Iguchi, T.	.250	3	12	1	3	6	0	0	1	4	1	0	0	0	0	3	0	0	0	0	.500	.250	0	0	0	0
Konerko, P.	.250	3	12	3	3	9	0	0	2	4	0	0	0	0	0	1	0	0	0	0	.750	.250	0	0	0	0
Peréz, T.	.000	1	1	0	0	0	0	0	0	0	0	0	0	0	0	0	0	0	0	0	.000	.000	1	0	0	0
Pierzynski, A.	.444	3	9	5	4	12	2	0	2	4	0	0	1	1	0	0	1	0	0	0	1.333	.545	0	0	0	0
Podsednik, S.	.273	3	11	3	3	7	1	0	1	4	0	0	2	1	0	1	1	2	0	0	.636	.429	0	0	0	0
Rowand, A.	.400	3	10	3	4	6	2	0	0	2	0	0	0	1	0	1	1	0	2	0	.600	.455	0	0	0	0
Uribe, J.	.400	3	10	4	4	8	1	0	1	4	1	0	0	0	0	2	0	0	0	0	.800	.400	0	0	0	0
<b>CHICAGO</b>	<b>.289</b>	<b>3</b>	<b>97</b>	<b>24</b>	<b>28</b>	<b>55</b>	<b>6</b>	<b>0</b>	<b>7</b>	<b>24</b>	<b>3</b>	<b>0</b>	<b>5</b>	<b>5</b>	<b>0</b>	<b>11</b>	<b>3</b>	<b>2</b>	<b>3</b>	<b>1</b>	<b>.567</b>	<b>.355</b>	<b>3</b>	<b>1</b>	<b>0</b>	<b>1</b>
<b>OPPONENTS</b>	<b>.240</b>	<b>3</b>	<b>104</b>	<b>9</b>	<b>25</b>	<b>43</b>	<b>9</b>	<b>0</b>	<b>3</b>	<b>8</b>	<b>0</b>	<b>0</b>	<b>0</b>	<b>8</b>	<b>1</b>	<b>14</b>	<b>0</b>	<b>0</b>	<b>1</b>	<b>2</b>	<b>.413</b>	<b>.295</b>	<b>2</b>	<b>1</b>	<b>0</b>	<b>0</b>
DH	.273	3	11	2	3	3	0	0	0	0	0	0	1	0	0	0	0	0	1	0	.273	.333	0	0	0	0

PITCHER	W	L	ERA	G	GS	CG	GF	SHO	SV	IP	H	R	ER	HR	HB	BB	IBB	SO	WP	BK	AVG	OPP
																						AVG
Buehrle, M.	1	0	5.14	1	1	0	0	0	0	7.0	8	4	4	0	0	1	1	2	0	0	.276	
Contreras, J.	1	0	2.35	1	1	0	0	0	0	7.2	8	2	2	0	0	0	0	6	1	0	.258	
Cotts, N.	0	0	0.00	1	0	0	0	0	0	0.1	0	0	0	0	0	0	0	0	0	0	.000	
García, F.	1	0	5.40	1	1	0	0	0	0	5.0	5	3	3	3	0	4	0	1	0	0	.278	
Hernández, O.	0	0	0.00	1	0	0	0	0	0	3.0	1	0	0	0	0	0	0	4	0	0	.100	
Jenks, B.	0	0	0.00	2	0	0	2	0	2	3.0	1	0	0	0	0	1	0	1	0	0	.100	
Marte, D.	0	0	—	1	0	0	0	0	0	0.0	1	0	0	0	0	2	0	0	0	0	1.000	
Politte, C.	0	0	0.00	1	0	0	1	0	0	1.0	1	0	0	0	0	0	0	0	0	0	.250	
<b>CHICAGO</b>	<b>3</b>	<b>0</b>	<b>3.00</b>	<b>3</b>	<b>3</b>	<b>0</b>	<b>3</b>	<b>0</b>	<b>2</b>	<b>27.0</b>	<b>25</b>	<b>9</b>	<b>9</b>	<b>3</b>	<b>0</b>	<b>8</b>	<b>1</b>	<b>14</b>	<b>1</b>	<b>0</b>	<b>.240</b>	
<b>OPPONENTS</b>	<b>0</b>	<b>3</b>	<b>7.56</b>	<b>3</b>	<b>3</b>	<b>0</b>	<b>3</b>	<b>0</b>	<b>0</b>	<b>25.0</b>	<b>28</b>	<b>24</b>	<b>21</b>	<b>7</b>	<b>5</b>	<b>5</b>	<b>0</b>	<b>11</b>	<b>0</b>	<b>0</b>	<b>.289</b>	



Orlando "El Duque" Hernández threw 3.0 scoreless IP in relief in Game 3 of the ALDS at Fenway Park. With Chicago holding a 4-3 lead in the seventh inning, Hernández inherited a bases-loaded, no-out situation but worked out of the jam by retiring Jason Varitek and Tony Graffanino on popups before striking out Johnny Damon on a 3-2 count to end the threat. The White Sox went on to post a 6-3 victory and complete the three-game sweep of the defending World Champion Red Sox.

# 2005 ALCS

## GAME 1: ANGELS 3, WHITE SOX 2

**Notes:** Despite playing in three time zones in three straight nights, the Angels received a solid outing by Paul Byrd and a solo home run by Garret Anderson to take a 1-0 advantage in the ALCS ... Byrd, pitching on three days rest, allowed two runs on six hits in 6.0 IP ... José Contreras (3 ER/7.0 IP) saw his nine-game winning streak come to an end ... Joe Crede hit his first home run of the playoffs, a solo shot in the third inning ... Neal Cotts retired both batters faced, the only appearance by a Sox reliever in the series ... the White Sox fell to 0-6 in the ALCS at home.

ANGELS	AB	R	H	BI	W	K	AVG	WHITE SOX	AB	R	H	BI	W	K	AVG
Figgins, 3b	3	0	1	0	0	1	.333	Podsednik, lf	3	0	1	0	1	1	.333
Cabrera, ss	4	0	1	1	0	0	.250	Iguchi, 2b	4	0	1	0	0	0	.250
Guerrero, dh	4	0	0	1	0	0	.000	Dye, rf	4	0	1	0	0	0	.250
Anderson, lf	4	1	1	1	0	1	.250	Konerko, 1b	4	0	0	0	0	0	.000
Molina, B., c	4	0	1	0	0	0	.250	Everett, dh	4	1	1	0	0	0	.250
Erstad, 1b	4	0	1	0	0	0	.250	Ozuna, pr-dh	0	0	0	0	0	0	-
Rivera, rf	4	0	0	0	0	0	.000	Rowand, cf	3	0	0	0	0	0	.000
Finley, cf	3	1	1	0	0	2	.333	Pierzynski, c	4	0	1	1	0	0	.250
Kennedy, 2b	3	1	1	0	0	0	.333	Crede, 3b	4	1	1	1	0	2	.250
								Uribe, ss	3	0	1	0	0	0	.333
<b>TOTALS</b>	<b>33</b>	<b>3</b>	<b>7</b>	<b>3</b>	<b>0</b>	<b>4</b>		<b>TOTALS</b>	<b>33</b>	<b>2</b>	<b>7</b>	<b>2</b>	<b>1</b>	<b>3</b>	

	R	H	E	LOB
Los Angeles	0	1	2	0
White Sox	0	0	1	0

E—Figgins (1). LOB—Los Angeles 4, Chicago 6. RISP—Los Angeles 1-6; Chicago 1-3. HR—Anderson (1), Crede (1). S—Figgins (1). SB—Figgins (1), Erstad (1). CS—Podsednik (1), Pierzynski (1).

Los Angeles	IP	H	R	ER	BB	K	#Pit	ERA
Byrd (W, 1-0)	6.0	5	2	2	1	1	73	3.00
Shields (H, 1)	2.0	2	0	0	0	1	27	0.00
Rodríguez (S, 1)	1.0	0	0	0	0	1	11	0.00

White Sox	IP	H	R	ER	BB	K	#Pit	ERA
Contreras (L, 0-1)	8.1	7	3	3	0	4	102	3.24
Cotts	0.2	0	0	0	0	0	7	0.00

Byrd pitched to 1 batter in the 7th.  
HBP—Rowand by Byrd. T—2:47. A—40,659. Umpires—HP, Jerry Crawford. 1B, Doug Eddings. 2B, Ted Barrett. 3B, Ron Kulpa. LF, Ed Rapuano. RF, Randy Marsh.

## GAME 2: WHITE SOX 2, ANGELS 1

**Notes:** The White Sox evened the series with a 2-1 win, recording their first-ever home victory in the ALCS (1-6) ... Joe Crede's two-out double in the ninth inning scored pinch-runner Pablo Ozuna with the winning run and gave the Sox their 16th win of the season when scoring two runs or less ... Ozuna ran for A.J. Pierzynski, who reached first base on a dropped third strike ... Mark Buehrle recorded a complete-game victory, limiting the Angels to one run on five hits while throwing 99 pitches (71 strikes).

ANGELS	AB	R	H	BI	W	K	AVG	WHITE SOX	AB	R	H	BI	W	K	AVG
Figgins, cf	4	0	0	0	0	0	.143	Podsednik, lf	4	1	1	0	0	1	.286
Cabrera, ss	4	0	2	0	0	0	.375	Iguchi, 2b	2	0	0	0	0	1	.167
Guerrero, rf	4	0	0	0	0	0	.000	Dye, rf	4	0	1	1	0	1	.250
B.Molina, dh	3	0	0	0	0	1	.143	Konerko, 1b	4	0	1	0	0	2	.125
Anderson, lf	4	0	0	0	0	1	.125	Everett, dh	4	0	0	0	0	1	.125
Quinlan, 3b	3	1	1	1	0	2	.333	Rowand, cf	4	0	1	0	0	1	.143
Erstad, 1b	3	0	1	0	0	0	.286	Pierzynski, c	3	0	0	0	1	.143	
J.Molina, c	3	0	1	0	0	0	.333	Ozuna, pr	0	1	0	0	0	0	-
DaVanon, pr	0	0	0	0	0	0	-	Crede, 3b	4	0	2	1	0	0	.375
Paul, c	0	0	0	0	0	0	-	Uribe, ss	3	0	1	0	0	0	.333
Kennedy, 2b	2	0	0	0	0	0	.200								
<b>TOTALS</b>	<b>30</b>	<b>1</b>	<b>5</b>	<b>1</b>	<b>0</b>	<b>4</b>		<b>TOTALS</b>	<b>32</b>	<b>2</b>	<b>7</b>	<b>2</b>	<b>1</b>	<b>9</b>	

	R	H	E	LOB
Los Angeles	0	0	0	1
White Sox	1	0	0	0

Two out when winning run scored.  
E—Guerrero (1), Paul (1), Washburn (1), Uribe (1). DP—Los Angeles 1 (Anderson to Kennedy), Chicago 2 (Buehrle to Uribe to Konerko; Uribe to Iguchi to Konerko). LOB—Los Angeles 4, Chicago 7. RISP—Los Angeles 0-5; Chicago 1-5. 2B—Cabrera (1), Rowand (1), Crede 2 (2). HR—Quinlan (1). S—A.Kennedy, Iguchi. GDP—Guerrero, Kennedy. SB—Ozuna (1).

Los Angeles	IP	H	R	ER	BB	K	#Pit	ERA
Washburn	4.2	4	1	0	1	1	77	0.00
Donnelly	0.1	0	0	0	0	1	3	0.00
Shields	1.0	0	0	0	0	2	12	0.00
Escobar (L, 0-1)	2.2	3	1	0	0	5	39	0.00

White Sox	IP	H	R	ER	BB	K	#Pit	ERA
Buehrle (W, 1-0)	9.0	5	1	1	0	4	99	1.00

HBP—B.Molina by Buehrle; Iguchi by Washburn. PB—Pierzynski. T—2:34. A—41,013. Umpires—HP, Doug Eddings. 1B, Ted Barrett. 2B, Ron Kulpa. 3B, Ed Rapuano. LF, Randy Marsh. RF, Jerry Crawford.

## GAME 3: WHITE SOX 5, ANGELS 2

**Notes:** Jon Garland pitched a four-hitter, and Paul Konerko hit a two-run homer as the White Sox beat Los Angeles, 5-2, to take a 2-1 lead in the ALCS ... Garland, who had not pitched since 10/1, tossed Chicago's second straight complete game, following Mark Buehrle's five-hitter in Game 2 ... the White Sox scored three runs in the first inning on Jermaine Dye's run-scoring single and Paul Konerko's (3-4, HR, 3 RBI) two-run homer off John Lackey ... Chicago's first four batters combined for eight of the 11 hits ... Orlando Cabrera hit a two-run shot in the sixth, the only blemish on Garland's pitching line.

WHITE SOX	AB	R	H	BI	W	K	AVG	ANGELS	AB	R	H	BI	W	K	AVG
Podsednik, lf	5	1	2	0	0	1	.333	Figgins, 3b	3	0	0	0	1	0	.100
Iguchi, 2b	4	2	2	0	0	2	.300	Cabrera, ss	4	1	1	2	0	2	.333
Dye, rf	2	1	1	1	2	1	.300	Guerrero, rf	4	0	1	0	0	1	.083
Konerko, 1b	4	1	3	3	0	1	.333	Anderson, lf	3	0	0	0	0	1	.091
Everett, dh	4	0	1	1	0	1	.167	B.Molina, c	3	0	0	0	0	1	.100
Rowand, cf	4	0	0	0	0	0	.091	Erstad, 1b	3	0	1	0	0	1	.300
Pierzynski, c	4	0	1	0	0	1	.182	Rivera, dh	2	0	0	0	0	1	.000
Crede, 3b	4	0	0	0	0	0	.250	DaVanon, ph-dh	1	0	0	0	0	0	.000
Uribe, ss	4	0	1	0	0	2	.300	Finley, cf	3	0	0	0	0	0	.167
								Kennedy, 2b	3	1	1	0	0	0	.250
<b>TOTALS</b>	<b>35</b>	<b>5</b>	<b>11</b>	<b>5</b>	<b>2</b>	<b>9</b>		<b>TOTALS</b>	<b>29</b>	<b>2</b>	<b>4</b>	<b>2</b>	<b>1</b>	<b>7</b>	

	R	H	E	LOB
White Sox	3	0	1	0
Los Angeles	0	0	0	2

E—NONE. DP—Chicago 1 (Iguchi to Konerko), Los Angeles 2 (Cabrera to Kennedy; Cabrera to Erstad). LOB—Chicago 6, Los Angeles 1. RISP—Chicago 4-11; Los Angeles 0-0. 2B—Iguchi (1), Dye (1), Erstad (1). HR—Konerko (1), Cabrera (1). S—Iguchi. GDP—Rowand, Guerrero.

White Sox	IP	H	R	ER	BB	K	#Pit	ERA
Garland (W, 1-0)	9.0	4	2	2	1	7	118	2.00

Los Angeles	IP	H	R	ER	BB	K	#Pit	ERA
Lackey (L, 0-1)	5.0	8	5	5	1	3	83	9.00
Gregg	2.0	1	0	0	1	3	31	0.00
Donnelly	2.0	2	0	0	0	3	22	0.00

Gregg pitched to 2 batters in the 8th.  
T—2:42. A—44,725. Umpires—HP, Ted Barrett. 1B, Ron Kulpa. 2B, Ed Rapuano. 3B, Randy Marsh. LF, Jerry Crawford. RF, Doug Eddings.

# 2005 ALCS

## GAME 4: WHITE SOX 8, ANGELS 2

**Notes:** Freddy García nearly duplicated Mark Buehrle's five-hitter and Jon Garland's four-hitter, making the White Sox the first team to pitch three straight complete games in the postseason since the 1973 New York Mets (Tom Seaver, Jon Matlack and Jerry Koosman) ... García, who was pitching for the first time since clinching the ALDS, gave up two early runs while striking out five ... A.J. Pierzynski homered for the White Sox, his third of the postseason, and Joe Crede added a two-run single in the eighth off Esteban Yan ... Paul Konerko homered in the first inning for the second straight game ... Chicago scored seven runs in the first innings of the series.

WHITE SOX	AB	R	H	BI	W	K	AVG	ANGELS	AB	R	H	BI	W	K	AVG
Podsednik, lf	2	2	1	0	3	0	.357	Figgins, 3b	4	0	0	0	0	2	.071
Iguchi, 2b	4	1	0	0	0	2	.214	Cabrera, ss	4	0	0	0	0	0	.250
Dye, rf	5	1	0	0	0	0	.200	Izturis, ss	0	0	0	0	0	0	-
Konerko, 1b	4	1	1	3	1	0	.313	Guerrero, rf	4	0	0	0	0	0	.063
Everett, dh	3	1	2	2	1	0	.267	Anderson, lf	4	1	1	0	0	2	.133
Rowand, cf	4	1	1	0	0	1	.133	Erstad, 1b	3	1	1	0	1	0	.308
Pierzynski, c	4	1	1	1	0	2	.200	DaVanon, pr	0	0	0	0	0	0	.000
Crede, 3b	4	0	2	2	0	1	.313	Kotchman, dh	4	0	2	1	0	0	.500
Uribe, ss	3	0	0	0	1	0	.231	B.Molina, c	3	0	1	1	0	0	.154
								Finley, cf	3	0	1	0	0	0	.222
								Kennedy, 2b	3	0	0	0	0	1	.182
<b>TOTALS</b>	<b>33</b>	<b>8</b>	<b>8</b>	<b>8</b>	<b>6</b>	<b>6</b>		<b>TOTALS</b>	<b>32</b>	<b>2</b>	<b>6</b>	<b>2</b>	<b>1</b>	<b>5</b>	

	R	H	E	LOB
White Sox	3	0	1	1
Los Angeles	0	1	0	0


E—F.García (1), Cabrera (1). DP—Chicago 1 (Iguchi to Uribe to Konerko), Los Angeles 1 (Figgins to Kennedy to Erstad). LOB—Chicago 5, Los Angeles 4. RISP—Chicago 4-13; Los Angeles 1-5. 2B—Rowand (2), Kotchman (1). 3B—Podsednik (1). HR—Konerko (2), Pierzynski (1). Runners Moved Up—Dye 2, Kennedy. GDP—Uribe, Finley. SB—Podsednik 2 (2), Dye (1). CS—Crede (1).

White Sox	IP	H	R	ER	BB	K	#Pit	ERA
García (W, 1-0)	9.0	6	2	2	1	5	116	2.00

Los Angeles	IP	H	R	ER	BB	K	#Pit	ERA
Santana (L, 0-1)	4.1	3	6	5	3	2	88	10.38
Shields	1.2	2	0	0	1	1	25	0.00
Donnelly	1.0	0	0	0	1	1	13	0.00
Yan	2.0	3	2	2	1	2	27	9.00

HBP—Iguchi by Santana. T—2:46. A—44,857. Umpires—HP, Ron Kulpa. 1B, Ed Rapuano. 2B, Randy Marsh. 3B, Jerry Crawford. LF, Doug Eddings. RF, Ted Barrett.



Paul Konerko homered in the first inning for the second straight game, helping the Sox gain a 3-1 series edge.

## GAME 5: WHITE SOX 6, ANGELS 3

**Notes:** The White Sox advanced to their first World Series since 1959, defeating Los Angeles, 4-1, in the ALCS ... José Contreras tossed the fourth consecutive complete game by a Sox hurler, retiring his final 15 batters faced as he bounced back after dropping Game 1 ... the Angels led, 3-2, when Joe Crede hit a leadoff homer in the seventh off Kelvim Escobar ... after Aaron Rowand walked, and A.J. Pierzynski reached first on Escobar's error in the eighth, Crede's slow roller up the middle plated Rowand with the go-ahead run ... Paul Konerko, who was named the series MVP, added a RBI double in the ninth and Rowand capped the night with a sacrifice fly ... the Sox won the sixth AL pennant in franchise history.

WHITE SOX	AB	R	H	BI	W	K	AVG	ANGELS	AB	R	H	BI	W	K	AVG
Podsednik, lf	3	0	0	0	2	2	.294	Figgins, 3b	3	1	1	1	0	0	.118
Iguchi, 2b	3	1	0	0	1	1	.176	Cabrera, ss	4	0	0	0	0	0	.200
Dye, rf	4	1	2	1	1	1	.263	Anderson, cf	2	0	1	1	1	0	.176
Konerko, 1b	5	0	1	1	0	1	.286	Guerrero, rf	4	0	0	0	0	0	.050
Everett, dh	5	0	1	0	0	2	.250	Erstad, 1b	4	0	0	0	0	1	.235
Rowand, cf	3	2	1	1	1	0	.167	B.Molina, c	4	0	0	0	0	0	.118
Pierzynski, c	3	0	0	0	0	1	.167	Kotchman, dh	3	0	0	0	1	1	.286
Crede, 3b	3	1	2	3	0	0	.368	Rivera, lf	3	1	1	0	0	0	.111
Uribe, ss	3	1	1	0	1	1	.250	Kennedy, 2b	3	1	2	1	0	0	.286
<b>TOTALS</b>	<b>32</b>	<b>6</b>	<b>8</b>	<b>6</b>	<b>6</b>	<b>9</b>		<b>TOTALS</b>	<b>30</b>	<b>3</b>	<b>5</b>	<b>3</b>	<b>2</b>	<b>2</b>	


	R	H	E	LOB
White Sox	0	1	0	1
Los Angeles	0	0	1	0

E—Contreras (1), Kennedy (1), Escobar (1). DP—Los Angeles 1 (Guerrero to B.Molina to Figgins). LOB—Chicago 9, Los Angeles 4. RISP—Chicago 3-11; Los Angeles 1-4. 2B—Dye (2), Konerko (1), Rowand (3), Uribe (1), Figgins (1), Rivera (1). HR—Crede (2). S—Pierzynski, Figgins. SF—Rowand, Crede, Anderson. Runners Moved Up—Konerko, Cabrera. SB—Podsednik (3). CS—Iguchi (1).

White Sox	IP	H	R	ER	BB	K	#Pit	ERA
Contreras (W, 1-1)	9.0	5	3	3	2	2	114	3.12

Los Angeles	IP	H	R	ER	BB	K	#Pit	ERA
Byrd	4.2	5	2	2	1	1	74	3.38
Shields	1.1	0	0	0	0	1	15	0.00
Escobar (L, 0-2; BS, 1)	1.2	1	2	1	2	5	42	2.08
Rodriguez	1.1	2	2	0	3	2	41	0.00

HBP—Iguchi by Byrd. PB—Pierzynski. T—3:11. A—44,712. Umpires—HP, Ed Rapuano. 1B, Randy Marsh. 2B, Jerry Crawford. 3B, Doug Eddings. LF, Ted Barrett. RF, Ron Kulpa.



Paul Konerko recorded the final out of the ALCS as the Sox advanced to their first World Series since 1959.



# 2005 ALCS

## 2005 ALDS STATISTICS

BATTER	AVG	G	AB	R	H	TB	2B	3B	HR	RBI	SH	SF	HP	BB	IBB	SO	SB	CS	GI			PINCH HIT				
																			DP	E	SLG	OBP	AB	H	HR	RBI
Crede, J.	.368	5	19	2	7	15	2	0	2	7	0	1	0	0	0	3	0	1	0	0	.789	.350	0	0	0	0
Dye, J.	.263	5	19	3	5	7	2	0	0	3	0	0	0	3	0	3	1	0	0	0	.368	.364	0	0	0	0
Everett, C.	.250	5	20	2	5	5	0	0	0	3	0	0	0	1	0	4	0	0	0	0	.250	.286	0	0	0	0
RIGHT	.000	2	0	0	0	0	0	0	0	0	0	0	0	0	0	0	0	0	0	0	.000	.000	0	0	0	0
LEFT	.278	18	5	5	0	0	0	0	0	3	0	0	0	1	0	4	0	0	0	0	.278	.316	0	0	0	0
Iguchi, T.	.176	5	17	4	3	4	1	0	0	0	2	0	3	1	0	6	0	1	0	0	.235	.333	0	0	0	0
Konerko, P.	.286	5	21	2	6	13	1	0	2	7	0	0	0	1	1	4	0	0	0	0	.619	.318	0	0	0	0
Ozuna, P.	.000	2	0	1	0	0	0	0	0	0	0	0	0	0	0	0	1	0	0	0	.000	.000	0	0	0	0
Pierzynski, A.	.167	5	18	1	3	6	0	0	1	2	1	0	0	1	0	6	0	1	0	0	.333	.211	0	0	0	0
Podsednik, S.	.294	5	17	4	5	7	0	1	0	0	0	0	0	6	0	5	3	1	0	0	.412	.478	0	0	0	0
Rowand, A.	.167	5	18	3	3	6	3	0	0	1	0	1	1	1	0	2	0	0	1	0	.333	.238	0	0	0	0
Uribe, J.	.250	5	16	1	4	5	1	0	0	0	0	0	0	2	0	3	0	0	1	1	.313	.333	0	0	0	0
<b>CHICAGO</b>	<b>.248</b>	<b>5</b>	<b>165</b>	<b>23</b>	<b>41</b>	<b>68</b>	<b>10</b>	<b>1</b>	<b>5</b>	<b>23</b>	<b>3</b>	<b>2</b>	<b>4</b>	<b>16</b>	<b>1</b>	<b>36</b>	<b>5</b>	<b>4</b>	<b>2</b>	<b>3</b>	<b>.412</b>	<b>.326</b>	<b>0</b>	<b>0</b>	<b>0</b>	<b>0</b>
<b>OPPONENTS</b>	<b>.175</b>	<b>5</b>	<b>154</b>	<b>11</b>	<b>27</b>	<b>41</b>	<b>5</b>	<b>0</b>	<b>3</b>	<b>11</b>	<b>3</b>	<b>1</b>	<b>1</b>	<b>4</b>	<b>0</b>	<b>22</b>	<b>2</b>	<b>0</b>	<b>4</b>	<b>7</b>	<b>.266</b>	<b>.200</b>	<b>1</b>	<b>0</b>	<b>0</b>	<b>0</b>
DH	.250	5	20	2	5	5	0	0	0	3	0	0	0	1	0	4	0	0	0	0	.250	.286	0	0	0	0

PITCHER	W	L	ERA	G	GS	CG	GF	SHO	SV	IP	H	R	ER	HR	HB	BB	IBB	SO	WP	BK	OPP
																					AVG
Buehrle, M.	1	0	1.00	1	1	1	0	0	0	9.0	5	1	1	1	1	0	0	4	0	0	.167
Contreras, J.	1	1	3.12	2	2	1	0	0	0	17.1	12	6	6	1	0	2	0	6	0	0	.197
Cotts, N.	0	0	0.00	1	0	0	1	0	0	0.2	0	0	0	0	0	0	0	0	0	0	.000
García, F.	1	0	2.00	1	1	1	0	0	0	9.0	6	2	2	0	0	1	0	5	0	0	.188
Garland, J.	1	0	2.00	1	1	1	0	0	0	9.0	4	2	2	1	0	1	0	7	0	0	.138
<b>CHICAGO</b>	<b>4</b>	<b>1</b>	<b>2.20</b>	<b>5</b>	<b>5</b>	<b>4</b>	<b>1</b>	<b>0</b>	<b>0</b>	<b>45.0</b>	<b>27</b>	<b>11</b>	<b>11</b>	<b>3</b>	<b>1</b>	<b>4</b>	<b>0</b>	<b>22</b>	<b>0</b>	<b>0</b>	<b>.175</b>
<b>OPPONENTS</b>	<b>1</b>	<b>4</b>	<b>3.43</b>	<b>5</b>	<b>5</b>	<b>0</b>	<b>5</b>	<b>0</b>	<b>1</b>	<b>44.2</b>	<b>41</b>	<b>23</b>	<b>17</b>	<b>5</b>	<b>4</b>	<b>16</b>	<b>1</b>	<b>36</b>	<b>0</b>	<b>0</b>	<b>.248</b>



The White Sox eliminated the Los Angeles Angels in five games to advance to their first World Series since 1959. Mark Buehrle, Jon Garland, Freddy García and José Contreras threw four consecutive complete-game victories to end the series, the first team to accomplish that feat since the 1928 New York Yankees.

WHITE SOX OVERVIEW

COACHING STAFF

PLAYERS & ROSTER

2021 SEASON REVIEW

POSTSEASON HISTORY

MINOR LEAGUES

MEDIA & MISC.

# 2005 WORLD SERIES

## GAME 1: WHITE SOX 5, ASTROS 3

**Notes:** In the first World Series game held in Chicago since 1959, the White Sox posted a 5-3 victory vs. Houston ... Jermaine Dye hit an opposite-field home run off Roger Clemens in the first inning ... the Sox added a pair of runs in the second on A.J. Pierzynski's RBI groundout and Juan Uribe's RBI double ... Lance Berkman evened the game with a two-run double in the third, but Joe Crede put the Sox ahead for good with a solo home run off Wandy Rodríguez in the fourth ... Houston put runners on first and third with no outs in the eighth, but Neal Cotts (two strikeouts) and Bobby Jenks (one strikeout) combined to end the Astros threat ... Clemens left after 2.0 IP with a sore left hamstring ... José Contreras, the sixth Cuban pitcher to ever start a World Series game, earned the victory despite tying a Fall Classic record by hitting three batters.

ASTROS	AB	R	H	BI	W	K	AVG	WHITE SOX	AB	R	H	BI	W	K	AVG
Biggio, 2b	4	1	1	0	0	0	.250	Podsednik, lf	5	0	2	1	0	1	.400
Taveras, cf	3	0	2	0	0	0	.667	Iguchi, 2b	5	0	0	0	0	1	.000
Berkman, lf	4	0	2	2	0	1	.500	Dye, rf	2	1	1	2	0	0	.500
Burke, pr-1f	0	0	0	0	0	0	-	Konerko, 1b	4	0	2	0	0	0	.500
Ensberrg, 3b	4	0	0	0	0	1	.000	Everett, dh	3	1	1	0	0	1	.333
Lamb, 1b	4	1	1	1	0	2	.250	Rowand, cf	3	0	1	0	1	1	.333
Bagwell, dh	2	0	0	0	0	1	.000	Pierzynski, c	4	2	1	1	0	0	.250
Lane, rf	4	0	0	0	0	1	.000	Crede, 3b	4	1	1	1	0	0	.250
Ausmus, c	3	0	1	0	0	0	.333	Uribe, ss	2	0	1	1	2	0	.500
Everett, ss	4	1	0	0	0	1	.000								
<b>TOTALS</b>	<b>32</b>	<b>3</b>	<b>7</b>	<b>3</b>	<b>0</b>	<b>7</b>		<b>TOTALS</b>	<b>32</b>	<b>5</b>	<b>10</b>	<b>5</b>	<b>5</b>	<b>4</b>	

	R	H	E	LOB
Houston	0	1	2	0 0 0
White Sox	1	2	0	1 0 0

E—A.Everett (1). DP—Houston 2 (Biggio to Everett to Lamb; Lamb to Everett to Rodríguez), Chicago 1 (Uribe to Iguchi to Konerko). LOB—Houston 6, Chicago 9. RISP—Houston 2-11; Chicago 2-10. 2B—Taveras 2 (2), Berkman (1), Uribe (1). 3B—Podsednik (1). HR—Lamb (1), Dye (1), Crede (1). S—Taveras, C.Everett. GDP—Lane, Iguchi, Pierzynski. SB—Burke (1), Podsednik (1), Pierzynski (1).

Houston	IP	H	R	ER	BB	K	#Pit	ERA
Clemens	2.0	4	3	3	0	1	54	13.50
Rodríguez (L, 0-1)	3.1	4	1	1	5	1	68	2.70
Qualls	1.2	0	0	0	0	2	24	0.00
Springer	1.0	2	1	1	0	0	23	9.00

White Sox	IP	H	R	ER	BB	K	#Pit	ERA
Contreras (W, 1-0)	7.0	6	3	3	0	2	82	3.86
Cotts (H, 1)	0.2	1	0	0	0	2	16	0.00
Jenks (S, 1)	1.1	0	0	0	0	3	14	0.00

Contreras pitched to 1 batter in the 8th.  
HBP—Bagwell 2, by Contreras; Ausmus by Contreras. T—3:13. A—41,206.  
Umpires—HP, Joe West. 1B, Jeff Nelson. 2B, Jerry Layne. 3B, Derryl Cousins. LF, Gary Cederstrom. RF, Ángel Hernández.



Jermaine Dye, the World Series MVP, hit a solo home run off Roger Clemens in the first inning of Game 1.

## GAME 2: WHITE SOX 7, ASTROS 6

**Notes:** Paul Konerko hit the 18th grand slam in World Series history, and Scott Podsednik hit a game-ending home run as the White Sox won Game 2, 7-6 ... with the Sox trailing, 4-2, in the seventh inning, Konerko homered on Chad Qualls' first pitch to put the Sox in front, 6-4 ... Houston tied the game in the ninth when pinch-hitter José Vizcaino laced an opposite-field, two-run single off Bobby Jenks with two outs to set up Podsednik's heroics ... Podsednik, who went homerless in the regular season, hit a 2-1 pitch from Brad Lidge over the right-center field fence for the 14th game-ending homer in World Series history ... the game was delayed seven minutes by rain, the first in a World Series since Game 3 in 1993 at Philadelphia (1:12) ... each Sox player collected at least one hit.

ASTROS	AB	R	H	BI	W	K	AVG	WHITE SOX	AB	R	H	BI	W	K	AVG
Biggio, 2b	4	0	0	0	0	1	.125	Podsednik, lf	5	1	1	1	0	1	.300
Bruntlett, 2b	0	0	0	0	0	0	-	Iguchi, 2b	3	1	1	0	1	1	.125
Lamb, ph-1b	1	0	0	0	0	0	.200	Dye, rf	3	1	1	0	0	0	.400
Taveras, cf	4	2	2	0	0	0	.571	Konerko, 1b	4	1	1	4	0	1	.375
Berkman, 1b-1f	3	0	1	3	0	2	.429	Everett, dh	4	0	2	0	0	1	.429
Ensberrg, 3b	4	1	1	1	0	1	.125	Rowand, cf	4	1	2	0	0	0	.429
Bagwell, dh	4	1	1	0	0	0	.167	Pierzynski, c	4	1	1	0	0	1	.250
Lane, rf	4	0	1	0	0	2	.125	Crede, 3b	4	0	1	1	0	0	.250
Burke, lf-2b	3	1	0	0	1	0	.000	Uribe, ss	4	1	2	1	0	0	.500
Ausmus, c	4	1	2	0	0	0	.429								
Everett, ss	3	0	0	0	0	2	.000								
Vizcaino, ph-ss1	0	1	2	0	0	1	1.000								
<b>TOTALS</b>	<b>35</b>	<b>6</b>	<b>9</b>	<b>6</b>	<b>1</b>	<b>8</b>		<b>TOTALS</b>	<b>35</b>	<b>7</b>	<b>12</b>	<b>7</b>	<b>1</b>	<b>5</b>	

	R	H	E	LOB
Houston	0	1	1	0 2 0
White Sox	0	2	0	0 0 4

One out when winning run scored.  
E—NONE. LOB—Houston 4, Chicago 5. RISP—Houston 4-10; Chicago 2-10. 2B—Berkman (2), Ausmus (1), Rowand (1), Uribe 2 (3). 3B—Taveras (1). HR—Ensberrg (1), Podsednik (1), Konerko (1). SF—Berkman. SB—Lane (1), Uribe (1). CS—C.Everett (1).

Houston	IP	H	R	ER	BB	K	#Pit	ERA
Pettitte	6.0	8	2	2	0	4	98	3.00
Wheeler (H, 1)	0.2	1	3	3	1	1	22	40.50
Qualls (BS, 1)	0.2	2	1	1	0	0	10	3.86
Gallo	0.2	0	0	0	0	0	4	0.00
Lidge (L, 0-1)	0.1	1	1	1	0	0	9	27.00

White Sox	IP	H	R	ER	BB	K	#Pit	ERA
Buehrle	7.0	7	4	4	0	6	100	5.14
Politte	1.0	0	0	0	0	1	11	0.00
Jenks (BS, 1)	0.2	2	2	2	1	1	16	9.00
Cotts (W, 1-0)	0.1	0	0	0	0	0	5	0.00

HBP—Dye by Wheeler. T—3:11. A—41,432. Umpires—HP, Jeff Nelson. 1B, Jerry Layne. 2B, Derryl Cousins. 3B, Gary Cederstrom. LF, Ángel Hernández. RF, Joe West.



Paul Konerko connected on a seventh-inning grand slam to give the Sox a 6-4 lead in Game 2.

# 2005 WORLD SERIES

## GAME 3: WHITE SOX 7, ASTROS 5 (14)

**Notes:** For the second straight game, an unlikely hero came to the forefront for the White Sox as Geoff Blum hit a solo home run in the 14th inning to break a 5-5 tie ... Blum, who had one prior postseason at-bat, entered the longest game in World Series history in the 13th and lined a 2-0 pitch over the right-field wall to give the Sox the lead ... Chicago added an insurance run on Chris Widger's bases-loaded walk ... Houston put runners on the corners in the 14th, but Game 2 starter Mark Buehrle came on to retire Adam Everett on a popout to shortstop Juan Uribe to end the game ... the Astros left the winning run at third base in the ninth and at second in the 10th and 11th ... Jon Garland allowed four runs in the first 4.0 IP but retired 12 of his last 13 batters faced ... Chicago overcame a 4-0 deficit by scoring five runs in the fifth off Roy Oswalt, highlighted by Joe Crede's solo homer and A.J. Pierzynski's two-run double that put the Sox ahead, 5-4 ... Jason Lane's double off Dustin Hermanson in the eighth tied the game at 5-5 ... the 43 players used by both teams was a World Series record, and it marked the first Series game played in Texas.

WHITE SOX	AB	R	H	BI	W	K	AVG	ASTROS	AB	R	H	BI	W	K	AVG
Podsednik, lf	8	1	2	0	0	2	.278	Biggio, 2b	6	2	2	1	1	3	.214
Iguchi, 2b	7	1	2	1	0	1	.200	Astacio, p	0	0	0	0	0	0	-
Marte, p	0	0	0	0	0	0	-	Rodriguez, p	0	0	0	0	0	0	-
Buehrle, p	0	0	0	0	0	0	-	Taveras, cf	6	0	0	0	0	3	.308
Dye, rf	7	1	2	1	0	1	.333	Berkman, lf-1b	5	0	2	1	2	1	.417
Konerko, 1b	4	0	1	0	2	0	.333	Ensborg, 3b	6	1	1	1	1	3	.143
Pierzynski, c	3	0	1	2	0	0	.273	Lamb, 1b	3	0	0	0	1	1	.125
Hernández, p	0	0	0	0	0	0	-	Bruntlett, pr-lf	0	0	0	0	0	0	-
Vizcaino, p	0	0	0	0	0	0	-	Lidge, p	0	0	0	0	0	0	-
Pérez, ph	1	0	0	0	0	0	.000	Palmeiro, ph-lf	1	0	0	0	2	0	.000
Jenks, p	0	0	0	0	0	0	-	Lane, rf	6	1	2	2	1	0	.214
Blum, 2b	1	1	1	1	0	0	1.000	Ausmus, c	6	0	0	0	1	2	.231
Rowand, cf	6	1	1	0	1	3	.308	Everett, ss	5	1	1	0	1	1	.083
Crede, 3b	5	1	2	1	1	0	.308	Oswalt, p	1	0	0	0	0	0	.000
Uribe, ss	6	1	1	0	1	1	.333	Springer, p	0	0	0	0	0	0	-
Widger, c	1	0	0	1	2	1	.000								
<b>TOTALS</b>	<b>53</b>	<b>7</b>	<b>14</b>	<b>7</b>	<b>9</b>	<b>11</b>		<b>TOTALS</b>	<b>47</b>	<b>5</b>	<b>8</b>	<b>5</b>	<b>12</b>	<b>14</b>	

	R	H	E	LOB
White Sox	0	0	0	15
Houston	1	0	2	15

E—Hernández (1), Uribe 2 (2), Ensborg (1). DP—Chicago 2 (Uribe to Iguchi to Konerko; Uribe to Konerko), Houston 4 (Everett to Lamb; Everett to Biggio; Ausmus to Everett to Berkman; Ensborg to Vizcaino to Berkman). LOB—Chicago 15, Houston 15. RISP—Chicago 3-14; Houston 4-16. 2B—Konerko (1), Pierzynski (1), Biggio (1), Lane (1). HR—Blum (1), Crede (2), Lane (1). S—A.Everett, Oswalt. GDP—Podsednik, Dye, Konerko, Ensborg, Ausmus. SB—Podsednik (2), Harris (1), Burke (2). CS—A.Everett (1).

White Sox	IP	H	R	ER	BB	K	#Pit	ERA
Garland	7.0	7	4	2	2	4	93	2.57
Politte (H, 2)	0.2	0	1	1	1	1	14	5.40
Cotts	0.0	0	0	0	1	0	5	0.00
Hermanson (BS, 1)	0.1	1	0	0	0	1	8	0.00
Hernández	1.0	0	0	0	4	2	28	0.00
Vizcaino	1.0	0	0	0	1	0	14	0.00
Jenks	2.0	0	0	0	1	3	41	4.50
Marte (W, 1-0)	1.2	0	0	0	2	3	39	0.00
Buehrle (S, 1)	0.1	0	0	0	0	0	3	4.91
Houston	IP	H	R	ER	BB	K	#Pit	ERA
Oswalt	6.0	8	5	5	5	3	113	7.50
Springer	1.0	0	0	0	0	1	9	4.50
Wheeler	1.1	1	0	0	0	0	21	13.50
Gallo	0.1	0	0	0	0	0	5	0.00
Lidge	1.1	0	0	0	0	3	17	5.40
Qualls	3.0	1	0	0	2	3	42	1.69
Astacio (L, 0-1)	0.2	4	2	2	2	0	27	27.00
Rodriguez	0.1	0	0	0	0	1	3	2.45

Cotts pitched to 1 batter in 8th; Hernández pitched to 1 batter in 10th; Oswalt pitched to 1 batter in 7th.

HBP—Crede by Oswalt; Konerko by Wheeler; Taveras by Jenks. T—5:41. A—42,848. Umpires—HP, Jerry Layne. 1B, Derryl Cousins. 2B, Gary Cederstrom. 3B, Ángel Hernández. LF, Joe West. RF, Jeff Nelson.

## GAME 4: WHITE SOX 1, ASTROS 0

**Notes:** The White Sox captured their first World Series title since 1917 with a 1-0 victory over the Astros at Minute Maid Park ... Jermaine Dye, the eventual Most Valuable Player of the series, drove in the only run with an eighth-inning single off Brad Lidge that scored Willie Harris ... Harris led off the eighth with a single, moved to second on a sacrifice bunt by Scott Podsednik and to third on Carl Everett's ground out ... Bobby Jenks pitched a scoreless ninth inning for the save with help from Juan Uribe, who dove into the stands down the left-field line to record the second out of the final frame before retiring Orlando Palmeiro on a grounder to end the game ... starters Brandon Backe and Freddy García each tossed 7.0 scoreless IP ... the Astros were 0-11 with runners in scoring position and were held without a run in the final 15 innings of the World Series ... Chicago went 11-1 in the postseason, tied for the second-best playoff record since 1969 (minimum seven games).

WHITE SOX	AB	R	H	BI	W	K	AVG	ASTROS	AB	R	H	BI	W	K	AVG
Podsednik, lf	3	0	1	0	0	0	.286	Biggio, 2b	4	0	1	0	0	0	.222
Iguchi, 2b	3	0	0	0	0	0	.167	Taveras, cf	2	0	1	0	0	0	.333
Everett, ph	1	0	0	0	0	0	.444	Berkman, lf	1	0	0	0	3	1	.385
Politte, p	0	0	0	0	0	0	-	Ensborg, 3b	4	0	0	0	0	2	.111
Cotts, p	0	0	0	0	0	0	-	Lamb, 1b	2	0	1	0	1	0	.200
Jenks, p	0	0	0	0	0	0	-	Vizcaino, ph-1b	1	0	0	0	0	0	.500
Dye, rf	4	0	3	1	0	1	.438	Lane, rf	4	0	1	0	0	2	.222
Konerko, 1b	4	0	0	0	0	2	.250	Ausmus, c	3	0	1	0	0	1	.250
Pierzynski, c	4	0	1	0	0	1	.267	Everett, ss	3	0	0	0	0	0	.067
Rowand, cf	4	0	1	0	0	2	.294	Burke, ph	1	0	0	0	0	0	.000
Crede, 3b	4	0	1	0	0	2	.294	Backe, p	2	0	0	0	0	1	.000
Uribe, ss	4	0	0	0	0	2	.250	Bagwell, ph	1	0	0	0	0	0	.125
García, p	2	0	0	0	0	0	.000	Lidge, p	0	0	0	0	0	0	-
Harris, ph-2b	1	1	1	0	0	0	1.000	Palmeiro, ph	1	0	0	0	0	0	.000
<b>TOTALS</b>	<b>34</b>	<b>1</b>	<b>8</b>	<b>1</b>	<b>0</b>	<b>10</b>		<b>TOTALS</b>	<b>29</b>	<b>0</b>	<b>5</b>	<b>0</b>	<b>4</b>	<b>7</b>	

	R	H	E	LOB
White Sox	0	0	0	7
Houston	0	0	0	9

E—NONE. DP—Chicago 1 (Crede to Iguchi to Konerko). LOB—Chicago 7, Houston 9. RISP—Chicago 1-8; Houston 0-11. 2B—Dye (1), Pierzynski (2), Crede (1), Lamb (1). 3B—Podsednik (2). S—Podsednik, Taveras, Ausmus. Runners Moved Up—C. Everett, Ensborg. GDP—A.Everett. SB—Taveras (1), Berkman (1).

White Sox	IP	H	R	ER	BB	K	#Pit	ERA
García (W, 1-0)	7.0	4	0	0	3	7	107	0.00
Politte (H, 3)	0.2	0	0	0	1	0	15	3.86
Cotts (H, 2)	0.1	0	0	0	0	0	5	0.00
Jenks (S, 2)	1.0	1	0	0	0	0	17	3.60
Houston	IP	H	R	ER	BB	K	#Pit	ERA
Backe	7.0	5	0	0	0	7	100	0.00
Lidge (L, 0-2)	2.0	3	1	1	0	3	26	4.91

HBP—Taveras by Politte. WP—Politte. T—3:20. A—42,936. Umpires—HP, Derryl Cousins. 1B, Gary Cederstrom. 2B, Ángel Hernández. 3B, Joe West. LF, Jeff Nelson. RF, Jerry Layne.



The White Sox celebrate their first World Series Championship since 1917.

# 2005 WORLD SERIES

## 2005 WORLD SERIES STATISTICS

BATTER	AVG	G	AB	R	H	TB	2B	3B	HR	RBI	SH	SF	HP	BB	IBB	SO	SB	CS	DP	GI			PINCH HIT				
																				E	SLG	OBP	AB	H	HR	RBI	
Blum, G.	1.000	1	1	1	1	4	0	0	1	1	0	0	0	0	0	0	0	0	0	0	0	4.000	1.000	0	0	0	0
RIGHT	.000		0		0	0	0	0	0	0	0	0	0	0	0	0				0		.000	.000	0	0	0	0
LEFT	1.000		1		1	4	0	0	1	1	0	0	0	0	0	0				0		4.000	1.000	0	0	0	0
Crede, J.	.294	4	17	2	5	12	1	0	2	3	0	0	1	1	0	2	0	0	0	0	0	.706	.368	0	0	0	0
Dye, J.	.438	4	16	3	7	11	1	0	1	3	0	0	1	2	0	2	0	0	1	0	0	.688	.526	0	0	0	0
Everett, C.	.444	4	9	1	4	4	0	0	0	0	1	0	0	0	0	2	0	1	0	0	0	.444	.444	2	1	0	0
RIGHT	.250		4		1	1	0	0	0	0	1	0	0	0	0	2				0		.250	.250	0	0	0	0
LEFT	.600		5		3	3	0	0	0	0	0	0	0	0	0	0				0		.600	.600	2	1	0	0
Harris, W.	1.000	2	1	1	1	1	0	0	0	0	0	0	0	0	0	0	1	0	0	0	1.000	1.000	1	1	0	0	
Iguchi, T.	.167	4	18	2	3	3	0	0	0	1	0	0	0	1	0	3	0	0	1	0	.167	.211	0	0	0	0	
Konerko, P.	.250	4	16	1	4	8	1	0	1	4	0	0	1	2	1	3	0	0	1	0	.500	.368	0	0	0	0	
Pérez, T.	.000	1	1	0	0	0	0	0	0	0	0	0	0	0	0	0	0	0	0	0	.000	.000	1	0	0	0	
Pierzynski, A.	.267	4	15	3	4	6	2	0	0	3	0	0	0	2	0	2	1	0	1	0	.400	.353	0	0	0	0	
Podsednik, S.	.286	4	21	2	6	13	0	2	1	2	1	0	0	0	0	4	2	0	1	0	.619	.286	0	0	0	0	
Rowand, A.	.294	4	17	2	5	6	1	0	0	0	0	0	0	2	1	6	0	0	0	0	.353	.368	0	0	0	0	
Uribe, J.	.250	4	16	2	4	7	3	0	0	2	0	0	0	3	0	3	1	0	0	2	.438	.368	0	0	0	0	
Widger, C.	.000	1	1	0	0	0	0	0	0	1	0	0	0	2	0	1	0	0	0	0	.000	.667	0	0	0	0	
García, F.	.000	1	2	0	0	0	0	0	0	0	0	0	0	0	0	0	0	0	0	0	.000	.000	0	0	0	0	
Garland, J.	.000	1	3	0	0	0	0	0	0	0	0	0	0	0	0	2	0	0	0	0	.000	.000	0	0	0	0	
<b>CHICAGO</b>	<b>.286</b>	<b>4</b>	<b>154</b>	<b>20</b>	<b>44</b>	<b>75</b>	<b>9</b>	<b>2</b>	<b>6</b>	<b>20</b>	<b>2</b>	<b>0</b>	<b>3</b>	<b>15</b>	<b>2</b>	<b>30</b>	<b>5</b>	<b>1</b>	<b>5</b>	<b>3</b>	<b>.487</b>	<b>.360</b>	<b>4</b>	<b>2</b>	<b>0</b>	<b>0</b>	
<b>OPPONENTS</b>	<b>.203</b>	<b>4</b>	<b>143</b>	<b>14</b>	<b>29</b>	<b>48</b>	<b>8</b>	<b>1</b>	<b>3</b>	<b>14</b>	<b>5</b>	<b>1</b>	<b>5</b>	<b>17</b>	<b>3</b>	<b>36</b>	<b>5</b>	<b>1</b>	<b>4</b>	<b>2</b>	<b>.336</b>	<b>.307</b>	<b>7</b>	<b>1</b>	<b>0</b>	<b>2</b>	
DH	.429	4	7	1	3	3	0	0	0	0	1	0	0	0	0	2	0	1	0	0	.429	.429	0	0	0	0	

PITCHER	W	L	ERA	G	GS	CG	GF	SHO	SV	IP	H	R	ER	HR	HB	BB	IBB	SO	WP	BK	OPP
																					AVG
Buehrle, M.	0	0	4.91	2	1	0	1	0	1	7.1	7	4	4	1	0	0	0	6	0	0	.250
Contreras, J.	1	0	3.86	1	1	0	0	0	0	7.0	6	3	3	1	3	0	0	2	0	0	.240
Cotts, N.	1	0	0.00	4	0	0	1	0	0	1.1	1	0	0	0	0	1	0	2	0	0	.200
García, F.	1	0	0.00	1	1	0	0	0	0	7.0	4	0	0	0	0	3	1	7	0	0	.174
Garland, J.	0	0	2.57	1	1	0	0	0	0	7.0	7	4	2	1	0	2	0	4	0	0	.292
Hermanson, D.	0	0	0.00	1	0	0	0	0	0	0.1	1	0	0	0	0	0	0	1	0	0	.500
Hernández, O.	0	0	0.00	1	0	0	0	0	0	1.0	0	0	0	0	0	4	1	2	0	0	.000
Jenks, B.	0	0	3.60	4	0	0	2	0	2	5.0	3	2	2	0	1	2	0	7	0	0	.176
Marte, D.	1	0	0.00	1	0	0	0	0	0	1.2	0	0	0	0	0	2	0	3	0	0	.000
Politte, C.	0	0	3.86	3	0	0	0	0	0	2.1	0	1	1	0	1	2	1	2	1	0	.000
Vizcaino, L.	0	0	0.00	1	0	0	0	0	0	1.0	0	0	0	0	0	1	0	0	0	0	.000
<b>CHICAGO</b>	<b>4</b>	<b>0</b>	<b>2.63</b>	<b>4</b>	<b>4</b>	<b>0</b>	<b>4</b>	<b>1</b>	<b>3</b>	<b>41.0</b>	<b>29</b>	<b>14</b>	<b>12</b>	<b>3</b>	<b>5</b>	<b>17</b>	<b>3</b>	<b>36</b>	<b>1</b>	<b>0</b>	<b>.203</b>
<b>OPPONENTS</b>	<b>0</b>	<b>4</b>	<b>4.58</b>	<b>4</b>	<b>4</b>	<b>0</b>	<b>4</b>	<b>0</b>	<b>0</b>	<b>39.1</b>	<b>44</b>	<b>20</b>	<b>20</b>	<b>6</b>	<b>3</b>	<b>15</b>	<b>2</b>	<b>30</b>	<b>0</b>	<b>0</b>	<b>.286</b>



Scott Podsednik hit the 18th game-ending home run in World Series history off Brad Lidge in Game 2. Podsednik, who did not homer in the regular season, hit two in the playoffs.

# 2008 ALDS

## TAMPA BAY RAYS 3, CHICAGO WHITE SOX 1

**Recap:** Tampa Bay, making its first postseason appearance in the 11-year history of the franchise, defeated the White Sox, 3-1, in the ALDS ... the Sox were outscored, 21-13, and were limited to a .236 (30-127) batting average ... Chicago held the lead in each of the first two games at Tropicana Field ... Jermaine Dye tied a franchise playoff record with four hits in Game 2 ... the Sox six-game road winning streak in the playoffs ended with a 6-4 loss in Game 1 ... Paul Konerko hit two home runs, upping his franchise postseason record to seven ... Octavio Dotel pitched in all four games ... the White Sox reached the playoffs by becoming the first team in major-league history to win each of their last three games of the season, all against a different opponent ... they clinched the AL Central division with a 1-0 victory vs. Minnesota in a one-game playoff at U.S. Cellular Field on October 1 ... Jim Thome's seventh-inning home run was the difference as the Sox reached the postseason for the third time in the decade.

### GAME 1: RAYS 6, WHITE SOX 4

White Sox	0	0	3	0	0	0	0	0	1	—	4
Rays	0	1	3	0	2	0	0	0	x	—	6

**WP:** Shields      **LP:** Vázquez      **Save:** Wheeler  
**Time:** 3:10      **Att:** 35,041      **HR:** Longoria 2, Wise, Konerko

**Recap:** Rookie Evan Longoria went 3-3 with two home runs and three RBI to lead the Rays, making their first ever postseason appearance, to a 6-4 victory over the White Sox in Game 1 of the ALDS ... Dewayne Wise hit a three-run homer in the third inning to give the Sox a 3-1 lead, but Tampa Bay responded with three runs in the bottom of the third and two in the fifth ... Sox starter Javier Vázquez allowed all six runs on eight hits over 4.1 IP ... rookie Clayton Richard threw 3.1 scoreless IP in relief of Vázquez ... Paul Konerko hit a solo home run in the ninth for the White Sox, whose six-game road winning streak in the postseason came to an end.

### GAME 2: RAYS 6, WHITE SOX 2

White Sox	2	0	0	0	0	0	0	0	0	—	2
Rays	0	1	0	0	2	0	0	3	x	—	6

**WP:** Kazmir      **LP:** Buehrle      **Save:** None  
**Time:** 3:10      **Att:** 35,257      **HR:** Iwamura

**Recap:** Tampa Bay took a 2-0 lead in the ALDS with a 6-2 victory over Chicago in Game 2 ... the White Sox carried a 2-1 lead into the fifth inning, but Akinori Iwamura hit a two-run homer off Mark Buehrle to give the Rays a lead they never relinquished ... Tampa Bay added three runs in the eighth inning to put the game out of reach ... the Sox collected 12 hits (all singles) but left 11 runners on base, including six in the first four innings ... Buehrle gave up five runs on 10 hits over 7.0 IP ... Jermaine Dye went 4-5 to tie the club record for hits in a postseason game ... eight of nine Sox starters had at least one hit.

### GAME 3: WHITE SOX 5, RAYS 3

Rays	0	1	0	0	0	0	2	0	0	—	3
White Sox	0	0	1	3	0	1	0	0	x	—	5

**WP:** Danks      **LP:** Garza      **Save:** Jenks  
**Time:** 3:07      **Att:** 40,142      **HR:** Upton

**Recap:** Twenty-three-year-old left-hander John Danks threw 6.2 solid IP to lead the White Sox to a 5-3 victory over Tampa Bay and trim their deficit in the ALDS to 2-1 ... Danks, making his postseason debut, allowed three runs on seven hits as the White Sox won for the sixth time in their last seven home playoff games ... Danks held the Rays to one run through 6.0 IP before yielding a two-run homer to B.J. Upton in the seventh ... A.J. Pierzynski tied the game at 1-1 with a RBI single in the

third inning, and Dewayne Wise's two-run double capped a three-run fourth for the Sox ... three Chicago relievers held the Rays scoreless over the final 2.1 IP, with Bobby Jenks earning the save ... Ken Griffey Jr., playing in the postseason for the first time since 1997 with Seattle, went 2-2 with a walk and run scored ... the White Sox tied a club postseason single-game record with three stolen bases.

### GAME 4: RAYS 6, WHITE SOX 2

Rays	1	0	1	2	1	0	1	0	0	—	6
White Sox	0	0	0	1	0	1	0	0	0	—	2

**WP:** Sonnanstine      **LP:** Floyd      **Save:** None  
**Time:** 3:13      **Att:** 40,454      **HR:** Upton 2, Konerko, Dye

**Recap:** B.J. Upton hit a pair of home runs as Tampa Bay recorded a 6-2 victory over the White Sox to advance to the American League Championship Series ... Upton hit solo shots off Gavin Floyd in the first and third innings to help the Rays build a 4-0 lead ... Gavin Floyd, a 17-game winner during the regular season, allowed four runs on five hits over 3.2 IP ... rookie Clayton Richard kept the Sox in the game by holding Tampa Bay to one run on two hits over 3.0 IP ... Paul Konerko and Jermaine Dye hit solo home runs in the losing effort ... no other Sox runners advanced past first base ... the Rays outhit the Sox, 10-4, and stole four bases.

### ALDS STATISTICS

Player	AVG	G	AB	R	H	2B	3B	HR	RBI	SB	CS	BB	SO
Pierzynski	.385	4	13	1	5	1	0	0	1	0	1	2	1
Dye	.375	4	16	1	6	1	0	1	1	0	0	1	3
Konerko	.313	4	16	3	5	0	0	2	2	0	0	1	1
Wise	.286	3	7	2	2	1	0	1	5	1	0	1	2
Ramírez	.250	4	12	1	3	0	0	0	2	0	0	1	1
Swisher	.250	3	4	1	1	0	0	0	0	0	0	2	1
Griffey Jr.	.200	3	10	1	2	0	0	0	0	0	0	1	5
Uribe	.167	4	12	0	2	0	0	0	1	1	0	0	5
Cabrera	.125	4	16	1	2	0	0	0	0	0	0	0	3
Thome	.125	4	16	1	2	1	0	0	1	0	0	1	3
Anderson	.000	3	5	1	0	0	0	0	0	1	0	0	4
<b>TOTALS</b>	<b>.236</b>	<b>4</b>	<b>127</b>	<b>13</b>	<b>30</b>	<b>4</b>	<b>0</b>	<b>4</b>	<b>13</b>	<b>3</b>	<b>1</b>	<b>10</b>	<b>29</b>

Pitcher	W-L	ERA	G-GS	CG	SV	IP	H	R	ER	BB	SO
Jenks	0-0	0.00	1-0	0	1	1.0	1	0	0	0	1
Linebrink	0-0	0.00	1-0	0	0	1.0	1	0	0	1	1
Thornton	0-0	0.00	3-0	0	0	3.1	2	0	0	2	2
Richard	0-0	1.42	2-0	0	0	6.1	5	1	1	3	6
Danks	1-0	4.05	1-1	0	0	6.2	7	3	3	3	7
Buehrle	0-1	6.43	1-1	0	0	7.0	10	5	5	0	3
Floyd	0-1	12.00	1-1	0	0	3.0	5	4	4	2	4
Vázquez	0-1	12.46	1-1	0	0	4.1	8	6	6	1	6
Dotel	0-0	13.50	4-0	0	0	1.1	2	2	2	0	3
<b>TOTALS</b>	<b>1-3</b>	<b>5.56</b>	<b>4-4</b>	<b>0</b>	<b>1</b>	<b>34.0</b>	<b>41</b>	<b>21</b>	<b>21</b>	<b>12</b>	<b>33</b>



**Jim Thome hit a game-winning solo home run in the seventh inning of Game 163 vs. Minnesota on September 30, 2008 as the White Sox clinched the American League Central title.**

# 2020 ALWCS

## OAKLAND A's 2, CHICAGO WHITE SOX 1

- The White Sox, making their first postseason appearance since 2008, lost to Oakland, 2-1, in the best-of-three Wild Card Series at the Coliseum.
- The Sox outlit the A's, 31-18, but went 4-28 (.143) with RISP and left 27 runners on base in the three games.
- Tim Anderson batted .643 (9-14) with two doubles and two runs scored in his postseason debut, collecting three hits in all three games ... Anderson's nine hits over his first three postseason games were the most in MLB history, and he joined St. Louis' Lou Brock (1968 World Series) as the only players with three straight three-hit efforts in the playoffs.
- Yasmani Grandal homered in Games 1 and 2 ... Silver Slugger Award winning OF Eloy Jiménez (sprained right foot) missed the first two games and left Game 3 in the third inning.

## GAME 1: WHITE SOX 4, A'S 1

White Sox	0	1	2	0	0	0	0	1	0	—	4
A's	0	0	0	0	0	0	0	1	0	—	1

**WP:** Giolito    **LP:** Luzardo    **Save:** Colomé  
**Time:** 2:53    **Att:** 0    **HR:** Engel, Abreu, Grandal

- Lucas Giolito combined with three relievers on a three-hitter, and Adam Engel and José Abreu homered to lead Chicago to a 4-1 win at Oakland in Game 1 of the AL Wild Card series.
- Giolito held the A's to one run on two hits over 7.0 IP with one walk and eight strikeouts ... he retired the first 18 batters in order before allowing a leadoff single to Tommy La Stella in the seventh ... Giolito became the fifth pitcher in MLB history (first White Sox) to be perfect through 6.0 IP of a postseason start.
- Engel hit a solo homer off Jesús Luzardo in the second, and Abreu hit a two-run shot in the third to give the Sox a 3-0 lead ... Tim Anderson went 3-4 with a run scored, and Yasmani Grandal added a solo shot in the eighth to extend the lead to 4-0.
- Evan Marshall (Hold; 0.2 IP), Aaron Bummer (Hold; 0.1) and Alex Colomé (SV; 1.0) combined for 2.0 scoreless IP in relief.
- All four White Sox pitchers and eight of the nine members of the starting lineup (minus Grandal) made their playoff debuts.
- The Sox played their first playoff game since Game 4 of the 2008 ALDS vs. Tampa Bay on 10/6/08 in Chicago, and recorded their first playoff win since Game 3 of that 2008 ALDS.

## GAME 2: A'S 5, WHITE SOX 3

White Sox	0	0	0	0	0	0	2	1	—	3
A's	2	2	0	1	0	0	0	0	x	5

**WP:** Bassitt    **LP:** Keuchel    **Save:** Diekmann  
**Time:** 3:05    **Att:** 0    **HR:** Semien, Davis, Grandal

- A late-inning rally was not enough to overcome a 5-0 deficit as the White Sox suffered a 5-3 loss at Oakland.
- Trailing, 5-0, entering the eighth, Yasmani Grandal hit a two-run homer off Liam Hendriks to cut the deficit to 5-2 ... the Sox loaded the bases off Hendriks in the ninth on two-out singles by rookie Nick Madrigal and Tim Anderson and a walk by Yoán Moncada ... Grandal walked to force in Madrigal, but José Abreu, who led MLB with 60 RBI in the regular season, grounded out to end the game.
- Grandal drove in all three White Sox runs, Anderson went 3-5 with a run scored, and Madrigal was 2-4 with a run scored but also made a pair of errors at second base.
- Dallas Keuchel suffered the loss, allowing five runs (three earned) on six hits over 3.1 IP ... Keuchel did not issue a walk and struck out four but gave up two home runs, matching his season total in 63.1 IP during the regular season.
- Jimmy Cordero (2.2 IP), Dylan Cease (1.0) and rookie Codi Heuer (1.0) combined for 4.2 scoreless IP in relief.

## GAME 3: A'S 6, WHITE SOX 4

White Sox	0	1	2	0	1	0	0	0	0	—	4
A's	0	0	0	4	2	0	0	0	x	—	6

**WP:** Montas    **LP:** Marshall    **Save:** Hendriks  
**Time:** 4:09    **Att:** 0    **HR:** Robert, Murphy

- The White Sox were unable to hold an early three-run lead as Oakland rallied for a 6-4 victory in the deciding Game 3.
- Rookie Luis Robert hit a 487-foot solo homer off Mike Fiers in the second inning ... Robert (single) and Nomar Mazara (double) recorded RBI hits in the third to extend the lead to 3-0.
- After throwing 6.2 scoreless IP in the first two games, the Sox bullpen allowed six runs (five earned) on six hits and nine walks.
- The Sox went 3-14 with RISP and stranded 12 runners, including the bases loaded in the seventh.
- Eloy Jiménez, who missed the first two games, left the game after aggravating a right foot injury running out a double to lead off the third.

## ALWCS STATISTICS

Player	AVG	G	AB	R	H	2B	3B	HR	RBI	BB	SO	SB	CS
Anderson	.643	3	14	2	9	2	0	0	0	0	0	0	0
Jiménez	.500	1	2	0	1	1	0	0	0	0	0	0	0
Mazara	.500	2	6	0	3	1	0	0	2	0	0	0	0
Robert	.308	3	13	2	4	0	0	1	2	0	4	0	0
Abreu	.286	3	14	1	4	1	0	1	2	0	1	0	0
Engel	.250	3	12	1	3	1	0	1	1	0	5	0	0
Madrigal	.250	3	12	1	3	0	0	0	0	0	0	0	0
Grandal	.200	3	10	2	2	0	0	2	4	4	3	0	0
McCann	.167	2	6	1	1	0	0	0	0	0	3	0	0
Moncada	.077	3	13	1	1	0	0	0	0	1	4	1	0
Collins	.000	1	1	0	0	0	0	0	0	0	1	0	0
Dyson	.000	2	1	0	0	0	0	0	0	0	1	0	0
Encarnación	.000	1	2	0	0	0	0	0	0	0	1	0	0
García	.000	2	6	0	0	0	0	0	0	0	3	0	0
Sánchez	—	1	0	0	0	0	0	0	0	0	0	0	0
<b>TOTALS</b>	<b>.277</b>	<b>3</b>	<b>112</b>	<b>11</b>	<b>31</b>	<b>6</b>	<b>0</b>	<b>5</b>	<b>11</b>	<b>6</b>	<b>29</b>	<b>1</b>	<b>0</b>

Pitcher	W-L	ERA	G-GS	CG	SV	IP	H	R	ER	BB	SO
Bummer	0-0	0.00	2-0	0	0	1.1	1	0	0	1	1
Cease	0-0	0.00	1-0	0	0	1.0	0	0	0	0	0
Colomé	0-0	0.00	2-0	0	1	2.0	0	0	0	0	1
Cordero	0-0	0.00	2-0	0	0	3.2	1	0	0	1	2
Crochet	0-0	0.00	1-0	0	0	0.2	0	0	0	0	2
Dunning	0-0	0.00	1-0	0	0	0.2	2	0	0	0	0
Foster	0-0	0.00	1-0	0	0	0.1	0	0	0	0	2
Giolito	1-0	1.29	1-1	0	0	7.0	2	1	1	1	8
Marshall	0-1	3.38	2-0	0	0	2.2	3	2	1	2	2
Heuer	0-0	7.71	2-0	0	0	2.1	2	2	2	1	2
Keuchel	0-1	8.10	1-1	0	0	3.1	6	5	3	0	4
Rodón	0-0	—	1-0	0	0	0.0	1	2	2	2	0
<b>TOTALS</b>	<b>1-2</b>	<b>3.24</b>	<b>3-3</b>	<b>0</b>	<b>1</b>	<b>25.0</b>	<b>18</b>	<b>12</b>	<b>9</b>	<b>11</b>	<b>22</b>



Tim Anderson went 9-14 (.643) in the ALWCS loss at Oakland. The nine hits over his first three postseason games were the most in MLB history.

# minor leagues



CHANGE  
THE  
GAME

White Sox



# ORGANIZATIONAL SUMMARY

## CLASS AAA CHARLOTTE KNIGHTS

LEAGUE: TRIPLE-A EAST | DIVISION: SOUTHEAST | 2021 RECORD/STANDING: 47-81/7TH

- The Charlotte Knights finished the 2021 season with a 47-81 record and in seventh place in the Triple-A East Southeast division.
- INF **Jake Burger** batted .274/.332/.513 (85-310) with 16 doubles, two triples, 18 home runs, 54 RBI and 46 runs scored over 46 games in his first minor-league season since 2017 ... Burger made his major-league debut with the White Sox on 7/2 at Detroit and hit his first career home run on 7/17 vs. Houston.
- OF **Micker Adolfo** recorded a career-high 25 home runs this season ... 10 of his home runs came in 44 games with the Knights.

## CLASS AA BIRMINGHAM BARONS

LEAGUE: DOUBLE-A SOUTH | DIVISION: NORTH | 2021 RECORD/STANDING: 62-56/1ST

- The Birmingham Barons finished the 2021 season with a 62-56 record and in first place in the Double-A South North division, but fell a 0.5 game behind Montgomery (62-55) to clinch a postseason berth ... the Barons led their league in stolen bases (120) and tied for the league lead in runs scored (557).
- INF/OF **Romy Gonzalez** led the Barons in home runs (20) and stolen bases (21), recording the first 20/20 season by a Baron since Chris Young (26 HR/32 SB) in 2005 ... Gonzalez ranked among league leaders in OPS (1st, .856), SLG (2nd, .502), stolen bases (3rd), home runs (5th) and OBP (9th, .355).
- OF **Yoelqui Céspedes** batted .298/.340/.404 (28-94) with three doubles, two triples, one homer, seven RBI, 14 runs scored and eight steals in 27 games after being promoted from Class A Winston-Salem.
- RHP **Kade McClure** went 1-1 with a 1.80 ERA (7 ER/35.0 IP), 44 strikeouts and a .197 (25-127) opponents average in his last seven starts with the Barons, finishing with a 10.0 scoreless IP streak over his last two starts.

## CLASS A WINSTON-SALEM DASH

LEAGUE: HIGH-A EAST | DIVISION: SOUTH | 2021 RECORD/STANDING: 43-76/7TH

- The Winston-Salem Dash finished the 2021 season with a 43-76 record and in last place in the High-A East South division.
- OF **Yoelqui Céspedes** made his professional debut with Winston-Salem, appearing in 45 games before being promoted to Class AA Birmingham on 8/16 ... he appeared in the MLB Futures Game on 7/11 in Denver, Colo.
- OF **Luis Curbelo** lead the Dash in home runs (22) and doubles (27) ... his 22 homers are the most in his minor-league career and were tied for fourth in the High-A East league.

## CLASS A KANNAPOLIS CANNON BALLERS

LEAGUE: LOW-A EAST | DIVISION: CENTRAL | 2021 RECORD/STANDING: 40-79/4TH

- The Kannapolis Cannon Ballers closed out the 2021 season 40-79 and in fourth place in the Low-A East Central division.
- SS **José Rodriguez** posted a slash line of .301/.338/.469 (141-469) with 27 doubles, five triples, 14 homers, 41 RBI and 79 runs scored over 111 games between Kannapolis, Winston-Salem and Birmingham ... Rodriguez spent the majority of the season with the Cannon Ballers, ranking among Low-A East leaders in average (7th, .283), slugging percentage (8th, .452), extra-base hits (9th, 35) and total bases (9th, 152).
- C **Adam Hackenberg**, the White Sox 18th selection in the 2021 MLB First-Year Player Draft, batted .346/.384/.457 (28-81) with four doubles, one triple, one home run and 11 RBI in 21 games at Kannapolis ... Hackenberg was promoted to Kannapolis after appearing in just six games with the Arizona Complex League White Sox.

## ARIZONA COMPLEX LEAGUE WHITE SOX

LEAGUE: ARIZONA COMPLEX | DIVISION: CENTRAL | 2021 RECORD/STANDING: 25-34/5TH

- The Arizona Complex League White Sox finished the season 25-34 in fifth place in the Arizona Complex League Central division.
- SS **Colson Montgomery**, the White Sox first round pick in the 2021 MLB First-Year Player Draft, batted .287/.396/.362 (27-94) with seven doubles, seven RBI and 16 runs scored over 26 games in his first professional season ... Montgomery was selected by the Sox with 22nd overall pick out of Southridge High School in Huntingburg, Ind.

## DOMINICAN SUMMER LEAGUE WHITE SOX

LEAGUE: DOMINICAN SUMMER | DIVISION: BASEBALL CITY | 2021 RECORD/STANDING: 26-33/4TH

- The Dominican Summer League White Sox ended the season 26-33 and in fourth place in the Dominican Summer League Baseball City division.
- RHP **Norge Vera** made his professional debut with the DSL White Sox, going 1-0 with a 0.00 ERA (19.0 IP), 34 strikeouts, five walks, 0.74 WHIP and .141 (9-64) opponents average in eight games (seven starts) ... Vera was an international free agent signing by the White Sox on 2/26/21 ... Vera was rated by MLB Pipeline as the No. 1 international pitching prospect and No. 15 overall.

## MINOR LEAGUE INDIVIDUAL HONORS

<b>Micker Adolfo</b> Double-A South Player of the Week (6/21-27)	<b>Rigo Fernandez</b> ACL Pitcher of the Week (7/19-25)	<b>Mikie Mahtook</b> Triple-A East Player of the Week (8/16-22)
<b>Tim Beckham</b> Triple-A East Player of the Week (6/14-20)	<b>Xavier Fernandez</b> Double-A South Player of the Week (7/26-8/1)	<b>Kade McClure</b> Double-A South Pitcher of the Week (8/2-8)
<b>Craig Dedelow</b> Double-A South Player of the Week (5/10-16)	<b>Zack Granite</b> Double-A South Player of the Week (5/4-9)	<b>Carlos Perez</b> Double-A South Player of the Week (9/6-12)
<b>Johan Dominguez</b> High-A East Pitcher of the Week (5/24-30)	<b>Marco Hernandez</b> Triple-A East Player of the Week (5/10-16)	



# ORGANIZATIONAL LEADERS

## AVERAGE

Betancourt, ACL	368
Borrero, DSL	357
Neslony, BIR	355
Veras, ACL	322
Hackenberg, ACL/KAN	320
Guariman, DSL	317
Sanchez, WS/BIR	308
Rodriguez, KAN/WS/BIR	301
Sheets, CHA	295
Mendoza, KAN/WS	291

## RUNS SCORED

Rodriguez, KAN/WS/BIR	79
Destino, WS	66
Ramos, KAN	64
Gonzalez, BIR/CHA	61
Mieses, KAN/WS	61
Mahtook, CHA	60
Curbelo, WS	59
Rutherford, CHA	59
Adolfo, BIR/CHA	56
Sosa, WS/BIR	55

## HITS

Rodriguez, KAN/WS/BIR	141
Sosa, WS/BIR	122
Mendoza, KAN/WS	115
Mieses, KAN/WS	114
Rutherford, CHA	112
Sanchez, WS/BIR	111
Pérez, BIR/CHA	109
Ramos, KAN	105
Gonzalez, BIR/CHA	101
Fisher, BIR	94

## TOTAL BASES

Rodriguez, KAN/WS/BIR	220
Mieses, KAN/WS	196
Adolfo, BIR/CHA	191
Gonzalez, BIR/CHA	190
Mahtook, CHA	190
Curbelo, WS	187
Rutherford, CHA	181
Sosa, WS/BIR	181
Ramos, KAN	179
2 players tied	173

## DOUBLES

Mieses, KAN/WS	31
Rutherford, CHA	30
Curbelo, WS	27
Rodriguez, KAN/WS/BIR	27
Adolfo, BIR/CHA	24
Sosa, WS/BIR	24
Pérez, BIR/CHA	23
Ramos, KAN	23
4 players tied	20

## TRIPLES

Ramos, KAN	6
Rodriguez, KAN/WS/BIR	5
Polanco, KAN	4
Tapia, DSL	4
11 players tied	3

## HOME RUNS

Mahtook, CHA	26
Adolfo, BIR/CHA	25
Gonzalez, BIR/CHA	24
Curbelo, WS	22
Destino, WS	21
Burger, CHA	18
Dedelow, BIR	17
Mieses, KAN/WS	15
Rodriguez, KAN/WS/BIR	14
3 players tied	13

## RUNS BATTED IN

Mieses, KAN/WS	74
Adolfo, BIR/CHA	69
Curbelo, WS	66
Mahtook, CHA	62
Gonzalez, BIR/CHA	61
Destino, WS	60
Pérez, BIR/CHA	59
Ramos, KAN	57
Dedelow, BIR	56
Sosa, WS/BIR	56

## WALKS

Ramos, KAN	51
Reynolds, CHA	51
Destino, WS	50
Krogman, KAN	49
Dedelow, BIR	46
Mendoza, KAN/WS	44
Gonzalez, BIR/CHA	43
Tapia, DSL	39
Beard, KAN	37
Remillard, BIR/CHA	36

## STOLEN BASES

Rodriguez, KAN/WS/BIR	30
Weaver, KAN/WS	29
Gonzalez, BIR/CHA	24
Ellis, WS	23
Aguero, DSL	22
Cespedes, WS/BIR	18
Sanchez, ACL/KAN	17
Tapia, DSL	16
Booker, BIR/CHA	15
Roman, BIR	15

## EXTRA-BASE HITS

Curbelo, WS	51
Adolfo, BIR/CHA	50
Mieses, KAN/WS	49
Rodriguez, KAN/WS/BIR	46
Mahtook, CHA	45
Rutherford, CHA	44
Ramos, KAN	42
Gonzalez, BIR/CHA	41
Destino, WS	39
Dedelow, BIR	38

## SLUGGING PERCENTAGE

Veras, ACL	.533
Mahtook, CHA	.518
Gonzalez, BIR	.502
Curbelo, WS	.464
Fisher, BIR	.463
Rodriguez, KAN	.452
Destino, WS	.448
Sosa, WS	.443
Quezada, DSL	.436
Dedelow, BIR	.423

## ON-BASE PERCENTAGE

Neslony, BIR	.678
Beckham, CHA	.545
Veras, ACL	.533
Gonzalez, BIR/CHA	.532
Betancourt, ACL	.526
Adolfo, BIR/CHA	.520
Mahtook, CHA	.518
Burger, CHA	.513
Sheets, CHA	.507
Bennett, DSL	.471

## ERA

Talavera, DSL	2.47
Mejia, ACL	3.73
Battenfield, BIR	4.75
Mena, ACL	7.82

## WINS

Cruz, ACL/KAN	8
Battenfield, BIR	7
Vargas, BIR	7
Wright Jr., CHA	7
8 players tied	5

## SAVES

Freeman, WS/BIR	9
Moore, KAN/WS	9
Glowicki, WS/BIR	7
Ramsey, WS/BIR/CHA	7
Hinestroza, DSL	6
Turley, CHA	5
5 players tied	4

## INNINGS PITCHED

Parke, BIR/CHA	112.2
Dominguez, WS/BIR/CHA	107.0
Battenfield, BIR	106.0
McClure, BIR/CHA	105.1
Wright Jr., CHA	95.1
McRae, CHA	88.2
Martin, WS/BIR	88.0
Metzdorf, KAN/WS	84.2
Vargas, BIR	83.2
Dalquist, KAN	83.0

## STRIKEOUTS

Dominguez, WS/BIR/CHA	118
McClure, BIR/CHA	113
Bilous, WS/BIR	106
Vargas, BIR	99
Martin, WS/BIR	98
Roper, WS/CHA	95
Wright Jr., CHA	90
Solesky, KAN/WS	88
Stiever, CHA	88
Metzdorf, KAN/WS	87

## COMPLETE GAMES

Gilliland, ACL	1
Parke, BIR/CHA	1

## SHUTOUTS

Gilliland, ACL	1
----------------	---

WHITE SOX OVERVIEW

COACHING STAFF

PLAYERS & ROSTER

2021 SEASON REVIEW

POSTSEASON HISTORY

MINOR LEAGUES

MEDIA & MISC.

# CLASS AAA CHARLOTTE KNIGHTS

WHITE SOX OVERVIEW

COACHING STAFF

PLAYERS & ROSTER

2021 SEASON REVIEW

POSTSEASON HISTORY

MINOR LEAGUES  
MEDIA & MISC.

Player	AVG	G	AB	PA	R	H	TB	2B	3B	HR	RBI	BB	IBB	SO	SB	CS	OBP	SLG	OPS	SH	SF	HBP	GIDP
Adolfo, M	.240	44	150	163	23	36	77	9	1	10	23	12	0	53	3	0	.301	.513	.814	0	0	1	1
Beckham, T	.279	45	165	182	32	46	90	11	0	11	32	14	0	44	1	0	.330	.545	.875	0	3	0	4
Booker, J	.100	8	20	21	1	2	3	1	0	0	0	0	0	9	0	0	.100	.150	.250	1	0	0	0
Burger, J	.274	82	310	340	46	85	159	16	2	18	54	24	1	91	0	0	.332	.513	.845	0	2	4	10
Collins, Z	.143	9	35	38	5	5	14	0	0	3	5	3	0	13	0	0	.211	.400	.610	0	0	0	0
Cruz, J	.125	2	8	8	0	1	2	1	0	0	0	0	0	2	0	0	.125	.250	.375	0	0	0	1
DeCarlo, J	.182	16	44	51	6	8	8	0	0	0	1	7	0	20	0	0	.294	.182	.476	0	0	0	2
Engel, A	.222	15	54	60	7	12	20	2	0	2	5	3	0	16	5	0	.283	.370	.654	0	1	2	1
Forbes, T	.237	50	156	174	15	37	53	6	2	2	11	14	0	45	2	1	.305	.340	.644	0	2	2	3
González, L	.241	40	137	163	24	33	58	4	0	7	20	22	0	41	9	2	.352	.423	.775	1	1	2	1
Gonzalez, R	.370	15	54	60	9	20	38	6	0	4	14	5	0	15	3	0	.417	.704	1.120	0	1	0	1
Goodwin, B	.244	24	86	95	12	21	34	4	0	3	11	9	0	31	2	2	.316	.395	.711	0	0	0	1
Grandal, Y	.273	7	22	25	3	6	10	1	0	1	1	2	0	8	0	0	.360	.455	.814	0	0	1	1
Grullón, D	.200	11	40	42	4	8	16	2	0	2	5	2	0	17	0	0	.238	.400	.638	0	0	0	2
Hamilton, B	.158	6	19	21	2	3	4	1	0	0	0	2	0	8	1	0	.238	.211	.449	0	0	0	0
Hernández, M	.266	97	334	354	35	89	126	18	2	5	34	10	0	60	1	2	.286	.377	.663	1	7	2	2
Jiménez, E	.263	10	38	41	3	10	15	2	0	1	2	2	0	14	0	0	.293	.395	.687	0	1	0	0
Lamb, J	.246	16	61	69	6	15	29	5	0	3	8	8	0	15	0	0	.333	.475	.809	0	0	0	1
Mahtook, M	.251	106	367	410	60	92	190	18	1	26	62	31	1	102	8	2	.318	.518	.836	1	4	7	8
Mendick, D	.271	25	96	105	16	26	39	4	0	3	8	7	0	20	1	1	.327	.406	.733	0	0	1	1
Mercedes, Y	.275	59	222	239	32	61	103	7	1	11	29	11	0	39	3	0	.318	.464	.782	0	2	4	8
Nolan, N	.157	54	153	167	20	24	48	6	0	6	14	11	0	80	0	0	.216	.314	.529	0	2	1	1
Pérez, C	.077	4	13	15	2	1	2	1	0	0	0	2	0	1	0	0	.200	.154	.354	0	0	0	1
Remillard, Z	.193	82	269	306	40	52	96	8	0	12	23	27	0	85	10	3	.283	.357	.640	2	1	7	7
Reynolds, M	.269	93	309	367	40	83	122	20	2	5	35	51	1	93	5	3	.373	.395	.768	0	4	3	8
Rivera, L	.317	18	60	65	7	19	29	4	0	2	10	3	0	14	0	3	.369	.483	.853	0	0	2	0
Robert, L	.276	8	29	36	4	8	12	1	0	1	3	5	0	9	2	0	.417	.414	.830	0	0	2	0
Rutherford, B	.250	115	448	476	59	112	181	30	3	11	54	21	1	119	4	1	.286	.404	.690	0	4	3	10
Sheets, G	.295	60	227	254	36	67	115	15	0	11	46	25	0	55	1	1	.362	.507	.869	0	2	0	2
Skoug, E	.143	3	7	7	1	1	2	1	0	0	0	0	0	2	0	0	.143	.286	.429	0	0	0	0
Tejada, R	.250	8	28	30	1	7	10	0	0	1	5	2	0	12	0	0	.300	.357	.657	0	0	0	0
Williams, N	.262	39	126	138	15	33	54	7	1	4	13	7	0	36	4	0	.314	.429	.742	1	1	3	1
Zavala, S	.168	43	155	179	19	26	55	5	0	8	20	20	0	75	0	1	.263	.355	.617	0	3	1	4
<b>TOTALS</b>	<b>.247</b>	<b>128</b>	<b>4242</b>	<b>4701</b>	<b>585</b>	<b>1049</b>	<b>1814</b>	<b>216</b>	<b>15</b>	<b>173</b>	<b>548</b>	<b>362</b>	<b>4</b>	<b>1244</b>	<b>65</b>	<b>22</b>	<b>.311</b>	<b>.428</b>	<b>.738</b>	<b>7</b>	<b>41</b>	<b>48</b>	<b>82</b>

PITCHER	W	L	ERA	G	GS	CG	SHO	HLD	SV	IP	H	R	ER	HR	HB	BB	IBB	SO	WP	BK	GIDP	AVG
Banks, T	3	3	4.53	25	5	0	0	0	0	59.2	69	33	30	10	1	13	0	70	1	0	6	.289
Burdi, Z	0	2	7.30	23	0	0	0	1	2	24.2	22	23	20	8	2	15	0	35	6	1	1	.227
Burr, R	1	2	4.60	15	0	0	0	0	3	15.2	17	11	8	3	0	7	1	14	1	0	0	.262
Carter, W	3	3	5.02	37	2	0	0	2	1	37.2	40	27	21	1	6	24	2	45	6	0	4	.274
Crick, K	2	0	0.87	8	0	0	0	1	0	10.1	4	1	1	0	0	3	0	15	1	0	1	.121
DeCarlo, J	0	0	0.00	1	0	0	0	0	0	0.2	3	6	0	1	0	3	0	0	0	0	0	.500
Dominguez, J	0	1	16.50	2	2	0	0	0	0	6.0	12	12	11	3	2	1	0	4	1	0	0	.400
Dopico, D	0	3	5.95	21	0	0	0	3	0	19.2	12	16	13	1	3	27	0	21	5	0	3	.179
Edwards Jr., C	0	0	2.00	10	0	0	0	1	3	9.0	4	2	2	0	0	3	0	15	1	0	0	.129
Foster, M	0	2	4.30	14	0	0	0	0	0	14.2	14	7	7	2	0	2	0	23	2	0	0	.241
Fry, J	1	4	2.93	34	1	0	0	6	2	40.0	22	19	13	3	4	20	0	60	7	0	3	.158
Gómez, O	0	1	8.20	16	0	0	0	1	0	18.2	20	17	17	2	6	13	0	17	3	0	3	.282
Guerrero, T	1	0	6.63	18	1	0	0	2	0	19.0	30	16	14	2	2	12	0	25	1	0	1	.361
Johnson, T	0	1	12.41	13	0	0	0	0	0	12.1	21	23	17	2	1	16	0	17	10	0	1	.362
Kubat, K	2	3	5.33	24	5	0	0	1	0	52.1	59	33	31	9	0	16	0	50	2	0	1	.280
Lambert, J	3	3	4.76	19	19	0	0	0	0	64.1	49	38	34	11	2	32	0	82	5	0	4	.210
Lindgren, J	0	0	10.13	8	0	0	0	0	0	8.0	5	12	9	1	1	15	0	8	4	0	4	.192
López, R	1	6	7.62	10	10	0	0	0	0	39.0	53	33	33	6	1	21	0	50	6	0	2	.327
Marshall, E	0	0	2.08	5	0	0	0	2	0	4.1	4	1	1	0	0	3	0	6	0	0	0	.286
McCarthy, K	0	0	7.04	7	0	0	0	0	0	7.2	8	6	6	2	0	3	0	6	1	0	0	.276
McClure, K	2	3	6.81	9	9	0	0	0	0	37.0	46	29	28	6	1	15	0	36	2	0	4	.315
McRae, A	2	9	5.38	26	18	0	0	2	0	88.2	103	54	53	12	8	42	0	86	5	1	10	.290
Medeiros, K	0	1	5.52	30	0	0	0	5	0	29.1	24	18	18	5	7	25	0	37	4	0	2	.218
Parke, J	2	3	3.62	11	11	0	0	0	0	54.2	46	25	22	7	3	16	0	38	0	0	7	.225
Paulino, F	1	2	13.21	5	5	0	0	0	0	15.2	22	23	23	5	0	12	0	17	0	0	1	.310
Ramsey, L	1	5	6.35	21	2	0	0	0	0	22.2	25	16	16	2	1	13	0	25	6	0	2	.275
Reynolds, M	0	0	5.40	4	0	0	0	0	0	3.1	6	2	2	0	0	1	0	1	0	0	0	.375
Roper, K	0	0	4.50	3	0	0	0	0	0	4.0	2	4	2	0	1	4	0	6	0	0	0	.143
Sadzeck, C	2	2	5.86	23	0	0	0	1	1	27.2	24	18	18	4	7	20	0	28	7	0	4	.238
Sampson, K	0	1	7.20	6	0	0	0	1	0	5.0	5	5	4	2	0	3	0	5	2	0	0	.250
Schryver, H	1	0	4.98	40	0	0	0	6	1	43.1	42	26	24	7	2	28	1	48	5	0	4	.249
Severino, A	0	1	0.64	13	0	0	0	3	0	14.0	9	1	1	0	0	7	0	20	0	0	0	.176
Sousa, B	4	2	3.97	21	0	0	0	1	1	22.2	23	12	10	3	0	5	0	33	2	0	0	.258
Stiever, J	5	5	5.84	17	17	0	0	0	0	74.0	80	51	48	13	3	28	0	88	12	1	3	.265
Tago, P	2	0	0.00	9	0	0	0	1	0	11.1	3	0	0	0	1	4	0	20	0	0	1	.086
Tomshaw, M	0	4	7.45	11	5	0	0	2	0	38.2	35	34	32	16	0	8	0	36	1	0	3	.236
Turley, N	1	4	5.02	43	0	0	0	6	5	43.0	28	26	24									

# CLASS AA BIRMINGHAM BARONS

WHITE SOX OVERVIEW | COACHING STAFF | PLAYERS & ROSTER | 2021 SEASON REVIEW | POSTSEASON HISTORY | MINOR LEAGUES | MEDIA & MISC.

Player	AVG	G	AB	PA	R	H	TB	2B	3B	HR	RBI	BB	IBB	SO	SB	CS	OBP	SLG	OPS	SH	SF	HBP	GIDP
Adolfo, M	.249	57	217	242	33	54	114	15	0	15	46	19	1	85	1	0	.318	.525	.844	0	2	4	5
Booker, J	.232	53	177	186	25	41	63	7	0	5	15	4	0	64	15	2	.258	.356	.614	0	2	3	3
Cespedes, Y	.298	27	94	100	14	28	38	3	2	1	7	3	0	27	8	4	.340	.404	.744	0	0	3	1
Dawkins, I	.249	59	209	222	25	52	78	7	2	5	28	13	0	57	11	1	.293	.373	.666	0	0	0	7
DeCarlo, J	.203	36	118	133	14	24	36	3	0	3	10	13	0	33	0	0	.286	.305	.591	0	1	1	3
Dedelow, C	.224	107	366	420	51	82	155	20	1	17	56	46	1	138	3	1	.315	.423	.738	1	3	4	5
Fernández, X	.282	58	195	221	27	55	87	5	0	9	29	21	0	44	1	0	.353	.446	.799	0	3	2	2
Fisher, J	.287	88	328	368	53	94	152	18	2	12	47	35	0	84	2	0	.359	.463	.822	0	2	3	6
Forbes, T	.299	40	147	160	25	44	67	9	1	4	17	8	0	45	4	0	.356	.456	.812	0	0	5	2
Gonzalez, R	.267	78	303	344	52	81	152	11	0	20	47	38	2	97	21	6	.355	.502	.856	0	0	3	5
Grandal, Y	.364	4	11	13	2	4	4	0	0	0	2	1	0	3	0	0	.385	.364	.748	0	1	0	0
Granite, Z	.226	51	195	232	33	44	72	7	3	5	24	32	0	49	7	4	.338	.369	.707	1	2	2	3
Ledo, L	.000	1	0	0	0	0	0	0	0	0	0	0	0	0	0	0	.000	.000	.000	0	0	0	0
Muno, J	.210	63	186	226	29	39	66	5	2	6	26	19	0	64	14	4	.336	.355	.691	2	1	17	3
Neslony, T	.355	38	121	142	24	43	82	16	1	7	28	19	1	31	1	0	.444	.678	1.121	0	1	1	0
Pérez, C	.264	107	409	441	46	108	171	22	1	13	59	25	1	45	1	0	.313	.418	.731	0	2	5	18
Remillard, Z	.295	13	44	59	13	13	20	2	1	1	7	9	0	7	4	1	.458	.455	.912	0	1	5	0
Rivera, L	.259	47	158	174	27	41	65	7	1	5	25	9	0	41	9	3	.322	.411	.733	0	1	6	2
Rodríguez, J	.214	4	14	14	2	3	4	1	0	0	0	0	0	2	0	1	.214	.286	.500	0	0	0	0
Roman, M	.206	70	218	250	29	45	56	6	1	1	18	28	0	79	15	2	.301	.257	.558	1	1	2	3
Rusconi, J	.308	8	26	27	6	8	9	1	0	0	4	0	0	6	0	0	.333	.346	.680	0	0	1	0
Sanchez, Y	.343	39	143	155	15	49	67	6	0	4	13	5	1	16	3	0	.369	.469	.838	6	0	1	3
Sosa, L	.214	33	117	121	10	25	33	5	0	1	7	2	0	28	0	1	.240	.282	.522	0	0	2	3
Tago, P	.000	1	0	0	0	0	0	0	0	0	0	0	0	0	0	0	.000	.000	.000	0	0	0	0
Troutwine, G	.318	6	22	23	2	7	8	1	0	0	1	1	0	5	0	0	.348	.364	.712	0	0	0	2
<b>TOTALS</b>	<b>.258</b>	<b>118</b>	<b>3818</b>	<b>4273</b>	<b>557</b>	<b>984</b>	<b>1599</b>	<b>177</b>	<b>18</b>	<b>134</b>	<b>516</b>	<b>350</b>	<b>7</b>	<b>1050</b>	<b>120</b>	<b>30</b>	<b>.330</b>	<b>.419</b>	<b>.748</b>	<b>11</b>	<b>23</b>	<b>70</b>	<b>76</b>

PITCHER	W	L	ERA	G	GS	CG	SHO	HLD	SV	IP	H	R	ER	HR	HB	BB	IBB	SO	WP	BK	GIDP	AVG
Arobio, V	0	0	1.93	4	0	0	0	0	0	4.2	3	1	1	0	0	1	0	5	.0	0	0	.176
Battenfield, B	7	8	4.75	23	20	0	0	0	0	106.0	128	70	56	15	2	21	0	79	4	1	7	.293
Bilous, J	2	7	6.51	17	17	0	0	0	0	65.0	71	48	47	8	8	30	0	80	5	0	4	.278
Cronin, D	2	0	2.16	7	0	0	0	0	0	8.1	7	3	2	0	2	3	0	6	.2	0	1	.226
Dominguez, J	2	2	4.33	7	7	0	0	0	0	35.1	37	17	17	5	0	8	0	40	1	1	1	.278
Elliott, J	5	2	3.72	30	0	0	0	2	0	55.2	48	26	23	8	2	21	0	48	2	1	5	.230
Freeman, C	0	1	2.70	14	0	0	0	0	3	16.2	15	5	5	2	0	5	0	22	1	0	0	.231
Glowicki, B	0	1	4.32	5	0	0	0	2	1	8.1	7	4	4	1	1	3	0	6	0	0	0	.233
Gómez, O	5	2	3.13	15	5	0	0	1	2	31.2	14	11	11	1	2	19	0	42	8	0	2	.132
Hansen, A	1	2	6.04	22	0	0	0	3	0	22.1	14	25	15	0	0	37	0	43	8	1	2	.179
Kincanon, W	0	0	0.00	4	0	0	0	0	0	4.0	1	0	0	0	0	1	0	4	1	0	1	.083
Kubat, K	1	0	2.25	3	0	0	0	0	1	8.0	7	4	2	0	0	1	0	11	.0	0	1	.226
Ledo, L	4	1	4.17	34	0	0	0	3	4	41.0	35	20	19	2	0	20	1	52	5	0	3	.229
Martin, D	1	2	3.54	6	6	0	0	0	0	20.1	19	8	8	2	2	8	0	20	3	0	1	.250
McClure, K	2	4	3.82	15	15	0	0	0	0	68.1	63	30	29	10	2	20	0	77	1	0	3	.243
Muckenhim, Z	3	1	1.77	30	0	0	0	5	1	40.2	30	8	8	3	0	19	0	42	4	0	3	.204
Muno, J	0	0	0.00	1	0	0	0	0	0	2.0	2	0	0	0	0	0	0	1	0	0	1	.286
Olson, J	4	2	6.28	30	0	0	0	2	0	43.0	56	32	30	5	2	7	0	33	0	1	3	.313
Parke, J	3	4	4.66	14	12	1	0	1	0	58.0	57	34	30	5	1	21	0	48	4	0	5	.249
Paulino, F	2	1	4.55	16	0	0	0	1	1	27.2	24	15	14	5	1	7	0	29	2	0	2	.231
Perez, A	2	1	3.50	31	0	0	0	3	1	43.2	40	17	17	6	5	12	1	59	1	0	0	.2
Pilkington, K	4	4	3.48	14	14	0	0	0	0	62.0	36	24	24	9	3	21	0	71	.5	0	10	.173
Ramsey, L	1	0	3.21	13	0	0	0	0	4	14.0	12	6	5	0	1	7	0	18	2	0	0	.222
Severino, A	1	2	3.13	27	0	0	0	2	4	31.2	19	14	11	0	2	25	0	33	7	0	4	.178
Silven, Y	0	0	4.91	3	0	0	0	0	0	3.2	5	2	2	0	0	2	0	2	1	0	0	.313
Sousa, B	0	1	3.28	20	0	0	0	2	3	24.2	14	11	9	4	2	15	0	38	5	0	0	.159
Tago, P	2	1	3.97	26	1	0	0	0	0	45.1	42	21	20	4	2	18	0	50	6	0	4	.253
Vargas, E	7	4	2.90	21	15	0	0	1	0	83.2	69	36	27	9	5	28	0	99	6	0	4	.225
Varnell, T	1	3	5.68	6	6	0	0	0	0	19.0	22	12	12	2	3	8	0	19	0	0	0	.293
<b>TOTALS</b>	<b>62</b>	<b>56</b>	<b>4.05</b>	<b>118</b>	<b>118</b>	<b>1</b>	<b>9</b>	<b>28</b>	<b>25</b>	<b>994.2</b>	<b>897</b>	<b>504</b>	<b>448</b>	<b>106</b>	<b>48</b>	<b>388</b>	<b>2</b>	<b>1077</b>	<b>84</b>	<b>5</b>	<b>67</b>	<b>.239</b>

# CLASS A WINSTON-SALEM DASH

WHITE SOX OVERVIEW

COACHING STAFF

PLAYERS & ROSTER

2021 SEASON REVIEW

POSTSEASON HISTORY

MINOR LEAGUES

MEDIA & MISC.

Player	AVG	G	AB	PA	R	H	TB	2B	3B	HR	RBI	BB	IBB	SO	SB	CS	OBP	SLG	OPS	SH	SF	HBP	GIDP
Bossard, B	.197	26	66	80	7	13	18	3	1	0	4	11	0	31	1	0	.316	.273	.589	1	1	1	1
Burks, J	.224	20	76	82	4	17	23	1	1	1	10	5	0	27	1	2	.280	.303	.583	0	0	1	2
Bush, B	.147	8	34	38	3	5	8	0	0	1	2	4	0	13	2	2	.237	.235	.472	0	0	0	0
Cespedes, Y	.278	45	176	199	34	49	87	17	0	7	20	13	0	56	10	2	.355	.494	.850	2	0	8	5
Cruz, J	.221	39	122	139	15	27	42	6	0	3	13	14	0	41	0	0	.295	.344	.639	0	3	0	3
Curbelo, L	.223	109	403	442	59	90	187	27	2	22	66	34	1	152	2	1	.290	.464	.754	0	1	4	2
Dawkins, I	.246	28	114	127	13	28	41	2	1	3	14	10	0	23	3	0	.315	.360	.675	0	1	2	0
Destino, A	.231	105	386	443	66	89	173	15	3	21	60	50	1	131	1	0	.323	.448	.771	0	3	4	8
Dueñez, S	.218	39	133	149	13	29	51	4	0	6	18	15	0	41	1	1	.302	.383	.686	0	0	1	2
Ellis, D	.200	73	260	290	30	52	72	8	0	4	18	23	0	77	23	4	.274	.277	.551	1	1	4	2
Fernández, X	.214	4	14	16	3	3	6	0	0	1	2	1	0	4	0	0	.313	.429	.741	0	0	1	0
Gill, A	.189	29	90	104	9	17	29	3	0	3	8	11	0	53	0	0	.298	.322	.620	0	0	3	1
Jiménez, E	.429	2	7	8	2	3	6	0	0	1	2	1	0	0	0	0	.500	.857	1.357	0	0	0	0
Lartigue, H	.118	7	17	25	2	2	3	1	0	0	1	7	0	5	0	0	.400	.176	.576	0	0	1	0
Leal, L	.225	62	182	201	17	41	61	8	0	4	20	15	0	43	1	1	.299	.335	.634	0	0	4	2
Mendoza, H	.246	40	134	151	15	33	44	5	0	2	16	12	0	21	2	0	.325	.328	.653	0	1	4	1
Mieses, L	.236	58	220	234	30	52	102	19	2	9	33	11	0	48	0	1	.278	.464	.741	0	1	2	3
Millwee, D	.182	8	22	28	5	4	7	0	0	1	1	4	0	12	1	0	.357	.318	.675	0	0	2	0
Moniot, T	.162	61	173	208	26	28	56	7	0	7	23	30	0	63	9	2	.295	.324	.618	1	1	3	2
Osik, T	.165	24	79	91	9	13	20	4	0	1	7	10	0	23	1	0	.275	.253	.528	0	0	2	1
Reese, E	.100	3	10	11	0	1	1	0	0	0	1	0	0	3	0	0	.182	.100	.282	0	0	1	0
Robert, L	.250	4	12	13	1	3	4	1	0	0	3	1	0	3	0	0	.308	.333	.641	0	0	0	1
Rodriguez, J	.361	29	119	126	19	43	64	4	1	5	19	5	1	13	10	5	.381	.538	.919	0	2	0	2
Rusconi, J	.260	26	100	113	19	26	38	5	2	1	12	8	0	39	0	0	.327	.380	.707	0	2	3	0
Sanchez, K	.167	6	12	12	2	2	3	1	0	0	0	0	0	7	0	0	.167	.250	.417	0	0	0	0
Sanchez, Y	.286	60	217	239	28	62	84	7	0	5	29	18	0	33	2	1	.340	.387	.728	4	0	0	3
Skoug, E	.175	49	154	181	18	27	56	6	1	7	19	22	0	48	0	1	.293	.364	.656	0	1	4	3
Sosa, L	.290	82	334	353	45	97	148	19	1	10	49	14	0	77	3	4	.321	.443	.764	0	2	2	7
Tatum, T	.200	4	10	15	4	2	2	0	0	0	2	4	0	6	4	0	.400	.200	.600	0	1	0	0
Troutwine, G	.272	47	147	177	27	40	64	9	0	5	18	26	0	45	0	0	.390	.435	.825	0	1	3	5
Weaver, C	.177	19	62	66	6	11	17	1	1	1	7	1	0	29	4	1	.200	.274	.474	1	1	1	0
<b>TOTALS</b>	<b>.234</b>	<b>119</b>	<b>3885</b>	<b>4361</b>	<b>531</b>	<b>909</b>	<b>1517</b>	<b>183</b>	<b>16</b>	<b>131</b>	<b>497</b>	<b>380</b>	<b>3</b>	<b>1167</b>	<b>81</b>	<b>28</b>	<b>.310</b>	<b>.290</b>	<b>.701</b>	<b>10</b>	<b>23</b>	<b>61</b>	<b>56</b>
PITCHER	W	L	ERA	G	GS	CG	SHO	HLD	SV	IP	H	R	ER	HR	HB	BB	IBB	SO	WP	BK	GIDP	AVG	
Aiello, V	0	0	3.00	4	0	0	0	1	1	6.0	3	2	2	0	0	5	0	5	1	1	1	.150	
Arobio, V	0	0	6.48	9	0	0	0	3	0	8.1	5	6	6	0	2	6	0	10	1	0	0	.172	
Biasi, S	0	1	6.56	19	0	0	0	1	0	23.1	23	19	17	6	5	15	0	22	1	0	0	.258	
Bilous, J	1	1	2.45	3	3	0	0	0	0	14.2	11	6	4	0	0	2	0	26	1	0	0	.208	
Bradford, C	3	4	7.93	34	2	0	0	3	1	47.2	61	44	42	5	4	27	0	47	11	0	4	.308	
Broadway, T	0	0	3.00	6	1	0	0	0	0	6.0	4	3	2	0	0	1	0	6	0	0	0	.167	
Burke, J	1	3	3.18	10	9	0	0	0	1	34.0	27	16	12	2	1	9	0	28	1	1	5	.213	
Butler, H	0	0	11.57	3	0	0	0	0	0	2.1	5	3	3	0	0	4	0	1	0	0	2	.500	
Carranza, I	1	7	6.25	15	8	0	0	0	0	44.2	52	35	31	5	0	23	0	37	3	0	4	.283	
Cronin, D	3	2	5.08	28	0	0	0	6	0	39.0	33	23	22	4	1	19	0	37	4	0	4	.226	
Cruz, J	0	0	0.00	1	0	0	0	0	0	1.0	2	0	0	0	0	0	0	1	0	0	0	.500	
Dominguez, J	3	6	4.80	15	15	0	0	0	0	65.2	58	36	35	8	3	17	0	74	3	1	1	.231	
Folman, K	0	3	8.74	11	4	0	0	2	0	22.2	34	25	22	5	2	7	0	26	2	1	3	.347	
Freeman, C	2	2	3.62	25	0	0	0	1	6	27.1	22	13	11	5	1	14	1	33	2	0	1	.218	
Glowicki, B	1	1	4.55	23	0	0	0	3	6	29.2	29	16	15	2	0	8	0	55	5	1	0	.254	
Horn, B	1	1	13.09	6	4	0	0	0	0	11.0	12	16	16	3	0	11	0	13	0	0	0	.273	
Jeans, T	4	4	5.94	29	0	0	0	1	0	47.0	48	35	31	7	1	25	0	64	5	0	1	.257	
Johnson, T	0	0	0.00	1	0	0	0	0	0	1.0	0	0	0	0	0	1	0	1	0	0	0	.000	
Leal, L	0	0	20.25	3	0	0	0	0	0	2.2	7	6	6	2	1	3	0	0	0	0	0	.467	
Madrigal, T	0	1	6.60	8	0	0	0	1	0	15.0	17	12	11	1	2	12	0	23	0	1	1	.279	
Martin, D	3	5	5.32	17	17	0	0	0	0	67.2	80	47	40	9	5	26	0	78	5	0	4	.297	
Mejia, D	0	1	27.00	1	0	0	0	0	0	1.1	5	4	4	0	0	1	0	1	0	0	0	.625	
Metzdorf, D	4	6	5.98	23	12	0	0	0	0	81.1	90	57	54	11	6	36	0	84	3	0	5	.287	
Mikel, J	1	1	8.53	9	0	0	0	1	0	12.2	20	15	12	4	0	6	0	17	3	0	0	.339	
Milto, P	0	0	7.20	3	1	0	0	0	0	5.0	7	4	4	0	0	3	0	5	2	0	0	.318	
Moore, M	1	1	4.00	18	0	0	0	2	3	18.0	19	8	8	2	1	7	0	24	3	0	1	.264	
Navarro, E	2	2	8.45	35	0	0	0	5	0	43.2	47	43	41	6	7	33	0	37	10	2	5	.275	
Olson, J	0	0	0.00	1	0	0	0	0	0	2.0	0	0	0	0	0	0	0	3	1	0	0	.000	
Patel, K	0	2	5.28	5	4	0	0	0	0	15.1	17	9	9	1	2	6	0	20	2	0	0	.283	
Peralta, S	2	0	4.35	12	0	0	0	1	0	20.2	22	11	10	1	3	4	0	19	1	0	1	.275	
Perez, W	3	3	6.52	29	2	0	0	2	1	59.1	58	45	43	16	5	35	1	64	6	1	2	.259	
Ramsey, L	1	0	1.64	10	1	0	0	1	3	11.0	9	3	2	0	0	1	0	13	0	0	2	.225	
Roper, K	1	9	7.61	17	16	0	0	0	0	62.2	72	55	53	19	2	26	0	89	2	0	3	.283	
Shilling, L	0	0	2.95	16	0	0	0	4	1	18.1	16	6	6	2	0	8	0	27	1	0	0	.235	
Silven, Y	0	0	2.77	7	2	0	0	0	0	13.0	9	5	4	3	0	2	0	11	0	1	0	.191	
Solesky, C	0	2	5.29	4	4	0	0	0	0	17.0	22	17	10	4	0	4	0	17	1	1	1	.301	
Valles, J	0	1	5.40	4	4	0	0	0	0	16.2	20	11	10	5	0	5	0	12	0	0	0	.278	
Varnell, T	4	3	2.89	13	10	0	0	1	0	56.0	40	19	18	6	2	20	0	61	2	0	4	.200	
Williamson, R	1	4	6.15	28	0	0	0	4	0	41.0	48	32	28	11	2	31	2	52	4	2	4	.294	

# CLASS A KANNAPOLIS CANNON BALLERS

Player	AVG	G	AB	PA	R	H	TB	2B	3B	HR	RBI	BB	IBB	SO	SB	CS	OBP	SLG	OPS	SH	SF	HBP	GIDP
Abbot, S	.119	14	42	56	3	5	8	0	0	1	2	14	0	30	0	0	.339	.190	.530	0	0	0	0
Bailey, B	.156	21	77	84	4	12	15	0	0	1	3	7	0	25	0	0	.226	.195	.421	0	0	0	3
Beard, J	.192	73	234	273	30	45	67	5	1	5	14	37	0	107	9	2	.308	.286	.594	0	0	2	1
Bossard, B	.167	18	42	62	7	7	9	2	0	0	1	19	0	21	0	0	.435	.214	.650	0	0	1	0
Burks, J	.263	12	38	47	4	10	14	2	1	0	6	8	0	15	0	2	.404	.368	.773	0	0	1	0
Comas, A	.048	13	42	44	0	2	2	0	0	0	0	1	0	21	0	0	.091	.048	.138	0	0	1	1
Delgado, L	.194	42	144	157	14	28	45	2	0	5	12	11	0	79	0	0	.256	.313	.569	1	0	1	3
Garcia, R	.188	14	48	50	5	9	12	0	0	1	4	2	0	25	0	0	.220	.250	.470	0	0	0	2
Gill, A	.196	33	102	126	12	20	29	3	0	2	10	20	0	45	0	0	.349	.284	.634	0	0	4	0
Gladney, D	.191	71	256	294	20	49	83	11	1	7	28	31	0	124	1	0	.293	.324	.617	0	1	6	4
Gonzalez, I	.186	20	70	78	4	13	19	3	0	1	8	6	0	16	1	0	.269	.271	.541	0	0	2	3
Gonzalez, J	.143	15	49	56	4	7	8	1	0	0	4	5	0	25	0	0	.250	.163	.413	0	0	2	0
Gonzalez, M	.178	31	90	105	12	16	29	4	0	3	10	11	0	40	1	0	.286	.322	.608	0	1	3	0
Goosenberg, S	.213	23	80	97	11	17	27	5	1	1	5	14	0	33	4	1	.351	.338	.688	0	0	3	1
Hackenberg, A	.346	21	81	86	8	28	37	4	1	1	11	4	0	16	0	0	.384	.457	.840	0	0	1	2
Krogman, C	.200	77	250	311	30	50	87	7	0	10	27	49	0	130	4	0	.350	.348	.698	0	2	10	4
Laureano, J	.158	15	38	46	2	6	6	0	0	0	2	6	0	14	0	0	.304	.158	.462	0	0	2	0
Mendoza, H	.314	71	261	297	35	82	110	15	2	3	31	32	3	41	0	1	.387	.421	.809	0	3	1	4
Mieses, L	.305	52	203	225	31	62	94	12	1	6	41	13	0	33	0	0	.347	.463	.810	0	6	3	1
Millwee, D	.250	15	40	61	5	10	12	2	0	0	6	11	0	20	1	0	.500	.300	.800	1	0	9	1
Osik, T	.364	3	11	13	3	4	5	1	0	0	2	2	0	1	0	1	.462	.455	.916	0	0	0	0
Polanco, S	.256	78	308	332	42	79	121	19	4	5	40	15	0	74	1	7	.298	.393	.691	0	4	5	5
Ramos, B	.244	115	431	504	64	105	179	23	6	13	57	51	0	110	13	4	.345	.415	.761	0	4	18	8
Rodriguez, J	.283	78	336	361	58	95	152	22	4	9	32	21	1	57	20	5	.328	.452	.780	0	1	2	5
Rusconi, J	.235	5	17	20	2	4	5	1	0	0	1	2	0	6	0	0	.350	.294	.644	0	0	1	0
Sanchez, K	.000	4	11	12	0	0	0	0	0	0	0	1	0	2	0	0	.083	.000	.083	0	0	0	1
Sanchez, W	.200	34	115	126	12	23	39	2	1	4	13	7	0	55	11	1	.254	.339	.593	0	2	2	0
Torres, V	.195	52	169	185	16	33	48	6	0	3	18	8	0	39	1	0	.255	.284	.540	1	1	6	5
Weaver, C	.214	80	290	328	42	62	98	11	2	7	30	31	0	117	25	7	.302	.338	.640	0	1	6	7
<b>TOTALS</b>	<b>.228</b>	<b>119</b>	<b>3875</b>	<b>4436</b>	<b>480</b>	<b>883</b>	<b>1360</b>	<b>163</b>	<b>25</b>	<b>88</b>	<b>418</b>	<b>439</b>	<b>4</b>	<b>1321</b>	<b>92</b>	<b>31</b>	<b>.319</b>	<b>.351</b>	<b>.670</b>	<b>3</b>	<b>26</b>	<b>92</b>	<b>61</b>

PITCHER	W	L	ERA	G	GS	CG	SHO	HLD	SV	IP	H	R	ER	HR	HB	BB	IBB	SO	WP	BK	GIDP	AVG
Acevedo, A	3	6	5.52	20	14	0	0	1	0	73.1	87	55	45	11	7	30	0	73	6	0	4	.300
Alston, G	3	3	6.75	26	0	0	0	1	0	42.2	48	38	32	4	7	28	1	40	3	0	5	.286
Biasi, S	1	1	18.00	2	0	0	0	0	0	2.0	2	4	4	0	0	2	0	3	1	0	0	.286
Bossard, B	0	0	0.00	4	0	0	0	0	0	2.1	4	5	0	2	0	4	0	1	0	0	0	.333
Broadway, T	0	0	1.59	5	0	0	0	0	0	5.2	2	1	1	1	0	1	0	7	0	0	0	.105
Burke, J	1	1	4.22	3	0	0	0	0	0	10.2	13	6	5	0	0	4	0	15	0	1	0	.310
Burke, S	0	1	3.21	5	5	0	0	0	0	14.0	9	6	5	0	2	10	0	20	1	1	1	.191
Cable, Z	0	2	4.00	9	0	0	0	2	2	9.0	12	8	4	1	0	4	0	14	2	0	1	.333
Carrasco, M	1	8	5.85	26	10	0	0	0	1	72.1	82	55	47	9	1	33	0	65	5	1	6	.288
Cruz, H	2	0	14.21	5	0	0	0	0	0	6.1	10	12	10	2	3	10	0	8	0	0	1	.357
Dalquist, A	3	9	4.99	23	23	0	0	0	0	83.0	87	57	46	1	8	56	0	79	8	1	6	.269
Denlinger, T	0	0	2.45	14	0	0	0	2	2	14.2	10	6	4	1	0	6	1	26	4	0	1	.192
Ellard, F	1	0	4.96	11	0	0	0	3	0	16.1	19	11	9	1	0	10	0	21	1	0	0	.275
Evey, M	0	0	10.80	18	0	0	0	1	2	25.0	45	31	30	5	1	13	0	20	3	0	3	.402
Fernandez, R	2	2	9.27	23	0	0	0	1	1	33.0	39	37	34	5	1	30	0	41	4	0	1	.285
Folman, K	3	3	5.52	13	4	0	0	0	0	29.1	38	23	18	4	2	10	0	23	1	2	6	.317
Gosswein, B	0	0	4.00	3	3	0	0	0	0	9.0	6	4	4	1	1	5	0	7	2	0	2	.200
Green, H	0	0	0.00	2	0	0	0	2	0	2.0	1	0	0	0	0	0	0	1	0	0	0	.143
Hazelwood, E	2	0	0.00	3	0	0	0	0	0	5.0	2	0	0	0	0	0	0	4	1	0	1	.125
Horn, B	1	2	2.63	8	6	0	0	0	0	27.1	21	13	8	0	1	7	0	32	3	1	4	.206
Jeans, T	0	0	6.75	5	0	0	0	0	0	8.0	14	9	6	0	0	3	0	14	3	0	0	.368
Jenkins, B	0	0	2.50	14	0	0	0	0	0	18.0	11	8	5	1	0	20	0	26	4	0	1	.175
Johnson, T	0	0	0.00	2	0	0	0	0	0	2.2	2	0	0	0	0	2	0	4	0	0	0	.222
Kelley, J	0	5	6.86	10	10	0	0	0	0	21.0	21	23	16	1	2	22	0	25	6	1	0	.241
Luna Jr., G	0	0	0.00	4	0	0	0	1	2	6.1	2	0	0	0	0	2	0	7	1	0	1	.111
Madrigal, T	0	2	5.86	24	0	0	0	2	1	43.0	41	30	28	3	11	25	0	48	2	0	4	.250
Mejia, D	0	1	5.73	4	0	0	0	0	0	11.0	17	10	7	0	1	4	0	9	2	0	1	.333
Messer, T	0	2	7.18	30	0	0	0	2	1	31.1	31	30	25	2	5	31	0	28	6	0	3	.256
Metzdorf, D	0	1	10.80	1	0	0	0	0	0	3.1	5	4	4	0	0	4	0	3	0	0	0	.385
Mikel, J	3	2	2.63	19	0	0	0	2	1	27.1	21	10	8	0	2	17	3	34	2	0	0	.208
Milto, P	0	0	1.23	4	0	0	0	0	1	7.1	2	1	1	0	1	3	0	11	2	0	0	.087
Moore, M	1	1	4.37	19	0	0	0	0	6	22.2	18	15	11	2	0	14	1	35	1	0	0	.209
Patel, K	0	2	4.96	10	0	0	0	0	0	16.1	20	11	9	5	0	8	1	22	3	0	1	.313
Peralta, S	1	1	3.89	19	0	0	0	1	2	34.2	32	22	15	3	4	12	0	49	7	0	1	.237
Sampson, K	0	0	4.50	2	0	0	0	0	0	2.0	1	1	1	0	0	2	0	2	0	0	0	.167
Silven, Y	2	4	6.68	13	3	0	0	0	0	31.0	41	27	23	4	2	10	0	32	3	3	1	.304
Simas, K	2	0	1.50	10	0	0	0	0	1	18.0	9	5	3	1	0	4	0	23	2	0	0	.148
Solesky, C	1	5	5.08	14	14	0	0	0	0	51.1	56	34	29	7	1	20	0	71	4	1	1	.268
Speer, H	1	2	10.43	14	0	0	0	1	0	14.2	14	19	17	3	1	23	0	10	6	0	0	.246
Stone, C	1	1	12.94	18	0	0	0	0	0	16.0	20	27	23	0	11	24	0	16	5	0	2	.317
Thompson, M	2	8	5.90	19	19	0	0	0	0	71.2	83	49	47	7	4	38	0	77	7	1	4	.296
Valles, J	3	4	5.12	18	8	0	0	0	0	65.0	85	39	37	10	5	9	0	35	3	3	5	.311
Veras, F	0	0	12.79	6	0	0	0	0	0	6.1	9	9	9	1								

# ARIZONA COMPLEX LEAGUE WHITE SOX

WHITE SOX OVERVIEW

COACHING STAFF

PLAYERS & ROSTER

2021 SEASON REVIEW

POSTSEASON HISTORY

MINOR LEAGUES  
MEDIA & MISC.

PLAYER	AVG	G	AB	PA	R	H	TB	2B	3B	HR	RBI	BB	IBB	SO	SB	CS	OBP	SLG	OPS	SH	SF	HBP	GIDP
Abbot, S	.171	35	111	128	11	19	36	5	0	4	11	13	0	58	1	0	.273	.324	.598	0	1	3	1
Bailey, B	.216	40	125	150	20	27	40	2	1	3	11	24	0	46	3	1	.347	.320	.667	0	0	1	3
Benavides, R	.194	12	31	38	5	6	9	3	0	0	7	6	0	15	0	0	.342	.290	.632	0	0	1	0
Betancourt, J	.368	8	19	25	3	7	10	0	0	1	1	5	0	2	1	0	.520	.526	1.046	0	0	1	2
Burks, J	.300	4	10	14	3	3	4	1	0	0	2	1	0	3	0	0	.429	.400	.829	0	1	2	0
Bush, B	.000	1	2	3	0	0	0	0	0	0	0	1	0	2	0	0	.333	.000	.333	0	0	0	0
Butler, C	.083	18	48	59	4	4	6	2	0	0	0	11	0	27	1	2	.254	.125	.379	0	0	0	0
Comas, A	.345	8	29	30	6	10	26	4	0	4	9	0	0	10	0	0	.345	.897	1.241	1	0	0	0
Dueñez, S	.182	3	11	14	0	2	2	0	0	0	0	3	0	6	0	0	.357	.182	.539	0	0	0	0
Espinoza, A	.243	31	107	115	15	26	29	3	0	0	5	8	0	27	3	2	.296	.271	.567	0	0	0	3
García, R	.571	3	7	7	3	4	10	0	0	2	4	0	0	2	0	0	.571	1.429	2.000	0	0	0	0
Glass, L	.159	45	145	167	23	23	45	7	3	3	15	10	0	78	2	1	.269	.310	.580	0	0	12	1
Gonzalez, J	.250	6	20	26	3	5	7	2	0	0	3	4	0	10	0	0	.423	.350	.773	0	0	2	0
Gonzalez, M	.311	21	74	85	14	23	44	6	0	5	23	6	0	26	4	2	.393	.595	.988	0	0	4	0
Goosenberg, S	.273	6	22	26	8	6	12	3	0	1	4	1	0	6	0	0	.385	.545	.930	0	0	3	0
Hackenberg, A	.211	6	19	24	3	4	7	3	0	0	2	4	1	0	0	0	.375	.368	.743	0	0	1	2
Kath, W	.212	28	104	115	15	22	35	0	2	3	15	8	0	42	1	0	.287	.337	.624	0	0	3	1
Laureano, J	.255	41	145	159	20	37	49	1	1	3	22	13	0	44	3	1	.321	.338	.659	0	0	1	1
Mendoza, J	.216	32	102	119	15	22	40	3	0	5	15	11	0	33	0	0	.319	.392	.712	0	1	5	4
Montgomery, C	.287	26	94	111	16	27	34	7	0	0	7	13	0	22	0	1	.396	.362	.758	0	0	4	1
Peralta, E	.146	27	82	89	6	12	19	4	0	1	6	5	0	33	0	1	.202	.232	.434	0	1	1	1
Reese, E	.250	7	20	24	3	5	5	0	0	0	4	3	0	3	1	1	.375	.250	.625	0	0	1	0
Rusconi, J	.250	4	12	15	4	3	5	2	0	0	0	3	0	3	0	0	.400	.417	.817	0	0	0	0
Sanchez, W	.269	19	78	83	10	21	30	3	0	2	8	5	0	23	6	0	.313	.385	.698	0	0	0	0
Sinatro, D	.000	2	4	5	0	0	0	0	0	0	0	0	0	0	0	0	.200	.000	.200	0	0	1	0
Smelley, C	.241	9	29	30	2	7	9	2	0	0	5	1	0	8	0	0	.267	.310	.577	0	0	0	1
Tatis, E	.106	32	113	122	9	12	15	3	0	0	6	8	0	58	0	1	.164	.133	.297	0	1	0	4
Tatum, T	.265	22	68	90	15	18	29	8	0	1	10	21	0	28	3	0	.444	.426	.871	0	0	1	0
Thornquist, N	.100	6	10	11	1	1	4	0	0	1	1	1	0	4	0	0	.182	.400	.582	0	0	0	0
Torres, V	.387	8	31	31	5	12	13	1	0	0	4	0	0	9	1	0	.387	.419	.806	0	0	0	0
Veras, W	.322	46	152	178	25	49	81	16	2	4	26	21	0	42	3	1	.416	.533	.949	0	1	4	6
<b>TOTALS</b>	<b>.229</b>	<b>59</b>	<b>1824</b>	<b>2093</b>	<b>267</b>	<b>417</b>	<b>655</b>	<b>91</b>	<b>9</b>	<b>43</b>	<b>226</b>	<b>210</b>	<b>1</b>	<b>670</b>	<b>33</b>	<b>14</b>	<b>.324</b>	<b>.359</b>	<b>.683</b>	<b>1</b>	<b>6</b>	<b>51</b>	<b>31</b>

PITCHER	W	L	ERA	G	GS	CG	SHO	HLD	SV	IP	H	R	ER	HR	HB	BB	IBB	SO	WP	BK	GIDP	AVG
Alston, G	0	0	0.00	1	0	0	0	0	0	1.0	0	0	0	0	0	0	0	2	0	0	0	.000
Arobio, V	0	0	22.50	2	0	0	0	0	0	2.0	5	5	5	2	0	3	0	3	4	0	0	.455
Beauchamp, C	1	1	5.56	7	0	0	0	0	0	11.1	16	8	7	1	1	6	0	10	1	0	0	.320
Bello, E	1	2	5.47	21	0	0	0	1	4	26.1	33	18	16	1	2	28	0	30	7	2	2	.317
Broadway, T	1	0	0.00	1	0	0	0	0	0	1.0	0	0	0	0	0	0	0	2	0	0	0	.000
Burke, S	0	0	0.00	2	2	0	0	0	0	3.0	1	0	0	0	0	1	0	5	1	0	0	.100
Butler, H	0	0	0.00	1	0	0	0	0	0	0.2	0	0	0	0	0	0	0	2	0	0	0	.000
Cable, Z	0	0	3.68	6	0	0	0	1	1	7.1	4	5	3	0	0	5	0	11	3	0	0	.148
Cruz, H	6	0	2.23	17	4	0	0	2	0	44.1	32	15	11	2	1	20	0	55	6	3	5	.201
Denlinger, T	0	1	9.00	2	0	0	0	0	0	2.0	3	2	2	0	0	1	0	5	1	0	0	.375
Diaz, D	2	2	6.32	12	0	0	0	0	1	15.2	17	16	11	1	0	18	0	17	5	1	2	.283
Edwards, C	0	0	3.00	7	0	0	0	0	0	9.0	6	3	3	1	1	5	0	8	2	0	1	.200
Ellard, F	1	0	2.25	3	0	0	0	0	0	4.0	5	1	1	0	0	0	0	6	1	0	0	.294
Evey, M	0	0	108.00	1	0	0	0	0	0	0.1	2	5	4	0	0	2	0	0	1	0	0	1.000
Fernandez, R	0	0	0.00	4	0	0	0	0	0	7.2	1	0	0	0	0	0	0	12	0	0	0	.040
Gilliland, J	2	5	10.50	10	7	1	1	0	0	30.0	53	40	35	2	2	16	0	31	4	0	0	.376
Gosswein, B	0	0	1.13	3	3	0	0	0	0	8.0	6	1	1	0	0	1	0	8	0	0	1	.214
Green, H	0	0	0.00	7	0	0	0	0	2	8.0	5	0	0	0	0	0	0	13	0	0	0	.167
Guzman, R	1	5	7.62	14	8	0	0	0	0	39.0	38	37	33	8	8	48	0	46	15	3	2	.250
Hazelwood, E	1	1	4.15	7	0	0	0	0	0	8.2	10	7	4	1	0	3	0	9	1	0	0	.278
Hutchinson, B	0	0	4.15	5	0	0	0	0	0	4.1	7	3	2	1	0	8	0	5	1	0	0	.389
Jenkins, B	1	1	9.82	12	0	0	0	3	0	14.2	21	19	16	2	2	16	0	29	6	0	0	.318
Kelley, J	0	2	13.50	2	2	0	0	0	0	2.2	3	4	4	2	0	4	0	2	1	0	1	.300
Luna Jr., G	0	0	0.00	6	0	0	0	1	2	9.0	3	0	0	0	0	4	0	17	0	0	1	.103
McDougal, T	1	2	9.31	6	4	0	0	0	0	9.2	10	10	10	2	0	5	0	17	4	0	0	.278
Mejia, D	0	1	3.73	12	6	0	0	0	0	50.2	59	27	21	5	0	9	0	57	3	1	3	.285
Mena, C	1	4	7.82	13	12	0	0	0	0	48.1	69	44	42	8	1	21	0	62	7	3	5	.337
Milto, P	0	0	0.00	2	0	0	0	0	0	2.1	2	0	0	0	0	0	0	4	1	0	1	.250
Nightengale, D	0	0	4.15	4	0	0	0	2	0	4.1	5	2	2	0	0	3	0	4	0	0	0	.313
O'Neil, C	1	0	0.00	3	0	0	0	1	0	4.0	2	0	0	0	0	0	0	4	0	0	1	.154
Owen, N	0	1	2.00	8	3	0	0	2	0	18.0	12	4	4	1	0	3	0	25	0	0	2	.176
Patel, K	0	0	21.60	2	0	0	0	0	0	1.2	4	4	4	1	0	2	0	3	1	0	0	.444
Perez, E	0	0	0.00	1	0	0	0	1	0	0.1	1	0	0	0	0	2	0	1	0	0	0	.500
Perez, K	0	1	7.36	3	0	0	0	0	0	3.2	1	3	3	0	1	7	0	5	0	0	0	.091
Plymell, C	0	0	0.00	2	0	0	0	0	0	2.0	0	0	0	0	0	1	0	2	0	0	0	.000
Ray, J	3	0	9.75	8	1	0	0	0	0	12.0	12	13	13	1	2	8	0	15	3	0	1	.267
Schoenle, G	0	0	2.70	10	0	0	0	2	3	10.0	11	3	3	0	1	3	0	11	2	0	2	.297
Simas, K	0	1	3.00	3	0	0	0	0	0	3.0	3	1	1	0	0	1	0	2	1	0	0	.273
Sommer, T	0	1	2.16	8	6	0	0	1	0	25.0	13	6	6	3	0	7	0	33	2	0	0	.149
Speer, H	1	0	5.79	5	0	0	0	0	1	4.2	4	3	3	1	1	3	0	10	3	0	0	.222

# DOMINICAN SUMMER LEAGUE WHITE SOX

Player	AVG	G	AB	PA	R	H	TB	2B	3B	HR	RBI	BB	IBB	SO	SB	CS	OBP	SLG	OPS	SH	SF	HBP	GIDP
Aguero, A	.246	52	175	192	31	43	67	12	3	2	17	11	0	55	22	3	.302	.383	.685	0	2	4	7
Aguilar, R	.173	23	52	63	4	9	9	0	0	0	6	8	0	18	0	1	.286	.173	.459	0	2	1	2
Bennett, G	.235	33	85	106	18	20	40	2	3	4	15	18	0	35	9	1	.377	.471	.848	0	1	2	1
Bernal, A	.169	22	59	68	6	10	18	2	0	2	15	5	0	28	0	0	.265	.305	.570	0	1	3	1
Borrero, D	.357	5	14	16	2	5	6	1	0	0	0	1	0	2	2	2	.438	.429	.866	0	0	1	0
Gomez, C	.179	28	67	82	11	12	12	0	0	0	5	12	0	26	5	1	.317	.179	.496	0	1	2	1
Guariman, M	.317	31	101	111	16	32	37	3	1	0	15	6	0	11	2	1	.378	.366	.745	0	0	4	5
Gutierrez, R	.232	33	99	124	12	23	30	1	3	0	10	24	0	31	7	3	.387	.303	.690	0	0	1	2
Hernandez, A	.200	24	70	84	11	14	20	1	1	1	6	10	0	25	4	2	.321	.286	.607	0	1	3	1
Jimenez, C	.206	34	102	120	14	21	33	4	1	2	15	16	0	18	4	0	.319	.324	.643	0	0	1	4
Jimenez, C	.255	35	94	109	12	24	30	3	0	1	10	12	0	27	8	5	.339	.319	.659	0	2	1	2
Mercedes, J	.171	30	70	91	11	12	13	1	0	0	4	14	0	16	3	2	.352	.186	.537	0	1	6	1
Mondesi, R	.229	25	70	83	8	16	22	3	0	1	4	10	1	26	6	1	.349	.314	.664	0	0	3	0
Mora, J	.152	33	99	120	10	15	19	4	0	0	4	18	0	27	3	4	.292	.192	.484	0	1	2	0
Pineda, L	.248	35	109	121	12	27	36	3	0	2	17	8	0	27	3	3	.306	.330	.636	0	2	2	0
Quezada, V	.250	49	156	184	28	39	68	11	0	6	20	26	0	52	14	2	.353	.436	.789	0	2	0	2
Tapia, L	.208	49	144	189	36	30	49	5	4	2	17	39	0	54	16	4	.374	.340	.715	2	3	1	2
Vargas, F	.204	35	108	129	11	22	30	5	0	1	7	18	0	34	5	2	.333	.278	.611	0	0	3	4
<b>TOTALS</b>	<b>.223</b>	<b>59</b>	<b>1674</b>	<b>1992</b>	<b>253</b>	<b>374</b>	<b>539</b>	<b>61</b>	<b>16</b>	<b>24</b>	<b>187</b>	<b>256</b>	<b>1</b>	<b>512</b>	<b>113</b>	<b>37</b>	<b>.337</b>	<b>.322</b>	<b>.659</b>	<b>2</b>	<b>19</b>	<b>40</b>	<b>35</b>

PITCHER	W	L	ERA	G	GS	CG	SHO	HLD	SV	IP	H	R	ER	HR	HB	BB	IBB	SO	WP	BK	GIDP	AVG
Benitez, F	1	3	6.08	14	0	0	0	1	0	26.2	25	24	18	2	7	19	0	30	5	0	1	.245
Carrion, B	1	2	5.40	8	5	0	0	0	0	18.1	17	13	11	0	3	13	0	21	8	0	1	.258
Castro, O	1	3	5.45	17	4	0	0	0	0	38.0	42	32	23	3	5	28	0	53	21	1	1	.284
Cuevas, G	3	3	4.64	8	7	0	0	0	0	33.0	28	18	17	2	1	14	0	47	3	1	2	.228
Ferrer, J	2	2	5.10	12	8	0	0	0	1	30.0	28	24	17	1	4	24	0	42	10	2	1	.246
Gil, A	0	0	4.91	2	2	0	0	0	0	3.2	5	2	2	0	0	4	0	6	0	0	1	.357
Gonzalez, D	1	4	4.71	20	1	0	0	0	2	36.1	37	29	19	3	3	26	0	34	11	3	3	.264
Hinestroza, C	4	1	2.45	22	0	0	0	0	6	36.2	30	20	10	0	3	12	0	27	5	2	3	.233
Jimenez, D	0	1	6.98	12	1	0	0	0	1	19.1	20	15	15	1	4	14	0	18	7	0	0	.290
Mercedes, J	0	0	6.75	2	0	0	0	0	0	1.1	2	1	1	0	2	0	0	0	0	0	0	.333
Nolasco, Y	0	3	5.32	13	7	0	0	1	0	23.2	26	16	14	1	0	9	0	19	5	1	1	.271
Rodriguez, G	1	4	4.19	16	8	0	0	2	0	43.0	44	24	20	3	4	31	0	44	9	0	1	.260
Talavera, E	4	2	2.47	17	5	0	0	1	2	51.0	36	21	14	2	5	22	0	47	1	0	0	.197
Toribio, M	2	2	9.55	14	0	0	0	2	1	21.2	30	28	23	2	1	16	0	20	13	0	1	.326
Veloz, M	5	3	4.08	12	4	0	0	0	0	46.1	51	29	21	3	4	3	0	47	4	0	3	.279
Vera, N	1	0	0.00	8	7	0	0	0	0	19.0	9	2	0	0	0	5	0	34	3	0	0	.141
<b>TOTALS</b>	<b>26</b>	<b>33</b>	<b>4.50</b>	<b>59</b>	<b>59</b>	<b>0</b>	<b>4</b>	<b>7</b>	<b>13</b>	<b>448.0</b>	<b>430</b>	<b>298</b>	<b>224</b>	<b>23</b>	<b>46</b>	<b>240</b>	<b>0</b>	<b>489</b>	<b>105</b>	<b>10</b>	<b>19</b>	<b>.253</b>



Yoelqui Céspedes played in 2021 MLB Futures Game at Coors Field in Denver, Colo. on 7/11/21.

WHITE SOX OVERVIEW

COACHING STAFF

PLAYERS & ROSTER

2021 SEASON REVIEW

POSTSEASON HISTORY

MINOR LEAGUES

MEDIA & MISC.

# WHITE SOX 2021 DRAFT

Rd	Player	Pos.	B	T	Age	HT	WT	School (Hometown)	Scout
1	Colson Montgomery	SS	L	R	19	6-4	205	Southridge High School (Holland, Ind.)	JW
2	Wes Kath	3B	L	R	19	6-3	200	Desert Mountain High School (Scottsdale, Ariz.)	JK
3	Sean Burke	RHP	R	R	21	6-6	230	University of Maryland (Sutton, Mass.)	JS
4	Brooks Gosswein	LHP	L	L	22	6-2	205	Bradley University (Barrington, Ill.)	JL
5	Tanner McDougal	RHP	R	R	18	6-5	185	Silverado High School (Henderson, Nev.)	MB
6	Taylor Broadway	RHP	R	R	24	5-11	205	University of Mississippi (Cypress, Texas)	WH
7	Theo Denlinger	RHP	R	R	25	6-3	240	Bradley University (Cuba City, Wis.)	JL
8	Fraser Ellard	LHP	L	L	23	6-4	205	Liberty University (Roswell, Ga.)	JS
9	Gil Luna Jr.	LHP	L	L	21	5-10	173	University of Arizona (Casa Grande, Ariz.)	JK
10	Tommy Sommer	LHP	L	L	22	6-4	220	Indiana University (Carmel, Ind.)	JW
11	Christian Edwards	RHP	R	R	22	6-3	205	Jacksonville State University (Hartselle, Ala.)	WH
12	Johnny Ray	RHP	R	R	22	6-2	220	Texas Christian University (Quincy, Ill.)	RD
13	Colby Smelley	C	R	R	21	6-2	195	Shelton State Community College (Tuscaloosa, Ala.)	WH
14	Noah Owen	RHP	L	R	20	6-4	200	Golden West College (Oceanside, Calif.)	MB
15	Cameron Butler	OF	R	R	18	6-0	175	Big Valley Christian High School (Riverbank, Calif.)	AV
16	Terrell Tatum	OF	L	L	21	6-0	167	North Carolina State University (Collierville, Tenn.)	JS
17	Jayson Gonzalez	3B	R	R	22	6-2	220	Vanderbilt University (Covina, Calif.)	PG
18	Adam Hackenberg	C	R	R	21	6-1	225	Clemson University (Palmyra, Va.)	KB
19	Shawn Goosenberg	SS	R	R	21	6-1	195	Northwestern University (Encino, Calif.)	JL
20	Haylen Green	LHP	L	L	23	5-11	185	Texas Christian University (Lufkin, Texas)	RD

**Bold indicates signed players**

**Key:**

MB — Mike Baker  
 KB — Kevin Burrell  
 RD — Ryan Dorsey  
 PG — Phil Gulley

WH — Warren Hughes  
 JK — John Kazanas  
 JL — J.J. Lally  
 JS — John Stott

AV — Adam Virchis  
 JW — Justin Wechsler



The White Sox selected SS Colson Montgomery in the first round (22nd overall) in the 2021 MLB First-Year Player Draft.



# media / misc.



CHANGE  
THE  
GAME  
Sox

White Sox



# MEDIA GUIDELINES



## 2021 POSTSEASON MEDIA REGULATIONS

The following are Major League Baseball's 2021 Postseason regulations for Club/Media Relations. They are to be observed by all parties and they supersede championship season policies:

1. **FIELD AND DUGOUT ACCESS:** In addition to the relaxed media and broadcast regulations already agreed upon, the following elements of media and broadcast partner access to the field and dugouts are permitted. All media members, broadcast partners and affiliated staff (collectively, "Media Members") accessing outdoor Restricted Areas, including the field and dugouts, are required to be fully vaccinated, but are not required to wear face coverings, unless requested by a player they are speaking with.
  - a. Broadcast sets on the field (*e.g., FOX, ESPN, MLBTV*) are permitted, as in past seasons. Field sets shall be of their customary size and footprint. Each network may staff its field set with the customary complement of staff.
  - b. Players and other Tier 1 Individuals are permitted to participate in interviews at the Field Sets, without requiring any face masking or distancing (unless a player requests that the interviewer and staff wear face coverings prior to the interview), including award ceremonies (*e.g., Series MVP presentation*).
  - c. Media Members are permitted to have customary access to designated area(s) of the field and dugout to conduct interviews of players and Tier 1 and Tier 2 Individuals. Field access for the media is permissible at designated times.
    - Media is to be allowed in foul territory, in an unrestricted manner, in an area which is not less than the territory between first and third bases and includes the area around the batting cage, except the dirt area around the batting cage.
    - Ropes or other restraining barriers are not permitted to bar the media except to protect on-field logos.
    - Only those individuals bearing appropriate credentials issued by MLB will be allowed pregame or postgame access to the dugouts or the field.
    - Access to clubhouses for Media Members is not permissible during the 2021 Postseason.
2. **INDOOR INTERVIEWS/ACCESS:**
  - a. **MEDIA:** Fully vaccinated Media Members are permitted to conduct indoor interviews of players and other Tier 1 Individuals in well-ventilated, dedicated interview rooms/spaces. The interview rooms will be coordinated to provide for significant physical distancing such that there will be a minimum of six (6) feet between the Tier 1 Individual and the closest media member. Face coverings shall be worn by Media Members. The Office of the Commissioner will provide player quotes for unvaccinated or off-site Media Members. If Interview Room requirements are met, then Clubs are allowed to provide remote media access (*i.e., Zoom*) on a supplementary basis at their discretion.
  - b. **BROADCAST:** Fully vaccinated reporters/talent from broadcast partners are permitted to conduct indoor interviews of players and other Tier 1 Individuals in well-ventilated interview rooms or other well-ventilated spaces adjacent to the clubhouse. All broadcast staff besides the on-air talent must wear face coverings, unless the player requests that the on-air talent wear a face covering.
  - c. **CONTENT:** Players are permitted to participate in promotional or content related activities with partners in well-ventilated indoor spaces (*e.g., photo shoots, 1-on-1 interviews*). Such spaces must be coordinated to provide for significant physical distancing. All individuals participating in the promotional activity (excluding the player) must be required to be fully vaccinated. Staff who are not on camera must wear face coverings. On-camera staff must wear a face covering if requested by a participating player.

# 2021 POSTSEASON SCHEDULE



## 2021 MLB POSTSEASON SCHEDULE

[SUBJECT TO CHANGE; LISTED BY DATE]



DAY	DATE	SERIES	NETWORK
Tues.	Oct. 5 <sup>th</sup>	<b>AL Wild Card Game</b>	<b>ESPN</b>
Wed.	Oct. 6 <sup>th</sup>	<b>NL Wild Card Game</b>	<b>TBS</b>



A = Involves club with <b>best record</b> ; B = <b>Not</b> involving club with best record			
DAY	DATE	SERIES	NETWORK
Thurs.	Oct. 7 <sup>th</sup>	<b>ALDS A, Game 1</b>	<b>FS1 or MLBN</b>
		<b>ALDS B, Game 1</b>	<b>FS1 or MLBN</b>
Fri.	Oct. 8 <sup>th</sup>	<b>ALDS A, Game 2</b>	<b>FS1 or MLBN</b>
		<b>ALDS B, Game 2</b>	<b>FS1 or MLBN</b>
		<b>NLDS A, Game 1</b>	<b>TBS</b>
		<b>NLDS B, Game 1</b>	<b>TBS</b>
Sat.	Oct. 9 <sup>th</sup>	<b>NLDS A, Game 2</b>	<b>TBS</b>
		<b>NLDS B, Game 2</b>	<b>TBS</b>
Sun.	Oct. 10 <sup>th</sup>	<b>ALDS A, Game 3</b>	<b>FS1 or MLBN</b>
		<b>ALDS B, Game 3</b>	<b>FS1 or MLBN</b>
Mon.	Oct. 11 <sup>th</sup>	<b>ALDS A, Game 4 (if necessary)</b>	<b>FS1 or MLBN</b>
		<b>ALDS B, Game 4 (if necessary)</b>	<b>FS1 or MLBN</b>
		<b>NLDS A, Game 3</b>	<b>TBS</b>
		<b>NLDS B, Game 3</b>	<b>TBS</b>
Tues.	Oct. 12 <sup>th</sup>	<b>NLDS A, Game 4 (if necessary)</b>	<b>TBS</b>
		<b>NLDS B, Game 4 (if necessary)</b>	<b>TBS</b>
Wed.	Oct. 13 <sup>th</sup>	<b>ALDS A, Game 5 (if necessary)</b>	<b>FS1</b>
		<b>ALDS B, Game 5 (if necessary)</b>	<b>FS1</b>
Thurs.	Oct. 14 <sup>th</sup>	<b>NLDS A, Game 5 (if necessary)</b>	<b>TBS</b>
		<b>NLDS B, Game 5 (if necessary)</b>	<b>TBS</b>

**DIVISION SERIES**  
**ALDS on FS1 or MLBN; NLDS on TBS**

WHITE SOX OVERVIEW

COACHING STAFF

PLAYERS & ROSTER


2021 SEASON REVIEW

POSTSEASON HISTORY

MINOR LEAGUES

MEDIA & MISC.

# 2021 POSTSEASON SCHEDULE



LEAGUE CHAMPIONSHIP SERIES ALCS on FS1 or FOX; NLCS on TBS	DAY	DATE	SERIES	NETWORK
	Fri.	Oct. 15 <sup>th</sup>	<b>ALCS Game 1</b>	<b>FOX</b>
	Sat.	Oct. 16 <sup>th</sup>	<b>ALCS Game 2</b>	<b>FOX or FS1</b>
			<b>NLCS Game 1</b>	<b>TBS</b>
	Sun.	Oct. 17 <sup>th</sup>	<b>NLCS Game 2</b>	<b>TBS</b>
	Mon.	Oct. 18 <sup>th</sup>	<b>ALCS Game 3</b>	<b>FS1</b>
	Tues.	Oct. 19 <sup>th</sup>	<b>NLCS Game 3</b>	<b>TBS</b>
			<b>ALCS Game 4</b>	<b>FS1</b>
	Wed.	Oct. 20 <sup>th</sup>	<b>ALCS Game 5 (if necessary)</b>	<b>FS1</b>
			<b>NLCS Game 4</b>	<b>TBS</b>
	Thurs.	Oct. 21 <sup>st</sup>	<b>NLCS Game 5 (if necessary)</b>	<b>TBS</b>
	Fri.	Oct. 22 <sup>nd</sup>	<b>ALCS Game 6 (if necessary)</b>	<b>FS1</b>
	Sat.	Oct. 23 <sup>rd</sup>	<b>NLCS Game 6 (if necessary)</b>	<b>TBS</b>
			<b>ALCS Game 7 (if necessary)</b>	<b>FOX or FS1</b>
Sun.	Oct. 24 <sup>th</sup>	<b>NLCS Game 7 (if necessary)</b>	<b>TBS</b>	



2021 WORLD SERIES on FOX	DAY	DATE	GAME, SITE	NETWORK
	Tues.	Oct. 26 <sup>th</sup>	<b>Game 1</b> (at better record)	<b>FOX</b>
	Wed.	Oct. 27 <sup>th</sup>	<b>Game 2</b> (at better record)	<b>FOX</b>
	Thurs.	Oct. 28 <sup>th</sup>	TRAVEL DAY	
	Fri.	Oct. 29 <sup>th</sup>	<b>Game 3</b>	<b>FOX</b>
	Sat.	Oct. 30 <sup>th</sup>	<b>Game 4</b>	<b>FOX</b>
	Sun.	Oct. 31 <sup>st</sup>	<b>Game 5</b> (if necessary)	<b>FOX</b>
	Mon.	Nov. 1 <sup>st</sup>	TRAVEL DAY (if necessary)	
	Tues.	Nov. 2 <sup>nd</sup>	<b>Game 6</b> (if necessary, at better record)	<b>FOX</b>
	Wed.	Nov. 3 <sup>rd</sup>	<b>Game 7</b> (if necessary, at better record)	<b>FOX</b>

# 2021 POSTSEASON BRACKET

[WHITE SOX OVERVIEW](#)

[COACHING STAFF](#)

[PLAYERS & ROSTER](#)

[2021 SEASON REVIEW](#)

[POSTSEASON HISTORY](#)

[MINOR LEAGUES](#)

[MEDIA & MISC.](#)



# 2022 WHITE SOX SCHEDULES



## 2022 WHITE SOX SPRING TRAINING

SUN	MON	TUE	WED	THU	FRI	SAT
FEB 20	FEB 21	FEB 22	FEB 23	FEB 24	FEB 25	FEB 26 <b>OAK</b>
FEB 27 <b>LAA</b>	FEB 28 <b>CLE</b>	MARCH 1 <b>KC</b>	2 <b>SF</b>	3 <b>CIN</b>	4 <b>LAA</b>	5 <b>LAD</b>
6 <b>MIL</b>	7	8 <b>TEX (SS)</b> <b>TEX (SS)</b>	9 <b>CUBS</b>	10 <b>LAD</b>	11 <b>MIL</b>	12 <b>CIN</b>
13 <b>COL</b>	14 <b>SD</b>	15	16 <b>SEA</b>	17 <b>KC</b>	18 <b>CUBS</b>	19 <b>LAD</b>
20 <b>COL</b>	21 <b>SF</b>	22 <b>ARI</b>	23 <b>CLE (SS)</b> <b>SD (SS)</b>	24 <b>LAA</b>	25 <b>OAK</b>	26 <b>SEA</b>
27 <b>ARI</b>	28 <b>CUBS</b>	29 <b>CUBS</b>	30	31		

HOME
  AWAY
  EXHIBITION GAME  
at Sloan Park (Mesa)

*Schedule and times as of 8/18/21. All games subject to change. (SS) - White Sox Split Squad*



## 2022 CHICAGO WHITE SOX

### MARCH/APRIL

SUN	MON	TUE	WED	THU	FRI	SAT
27	28	29	30	31 MIN	APRIL 1	2 MIN
3 MIN	4 KC	5 KC	6 KC	7 KC	8 DET	9 DET
10 DET	11	12 SEA	13 SEA	14 SEA	15 TB	16 TB
17 TB	18 CLE	19 CLE	20 CLE	21 CLE	22 MIN	23 MIN
24 MIN	25	26 KC	27 KC	28 KC	29 LAA	30 LAA

### MAY

SUN	MON	TUE	WED	THU	FRI	SAT
1 LAA	2 LAA	3 CUBS	4 CUBS	5	6 BOS	7 BOS
8 BOS	9 CLE	10 CLE	11 CLE	12 NYY	13 NYY	14 NYY
15 NYY	16 KC	17 KC	18 KC	19 KC	20 NYY	21 NYY
22 NYY	23	24 BOS	25 BOS	26 BOS	27	28 CUBS
29 CUBS	30	31 TOR				

### JUNE

SUN	MON	TUE	WED	THU	FRI	SAT
			1 TOR	2 TOR	3 TB	4 TB
5 TB	6	7 LAD	8 LAD	9 LAD	10 TEX	11 TEX
12 TEX	13 DET	14 DET	15 DET	16	17 HOU	18 HOU
19 HOU	20 TOR	21 TOR	22 TOR	23 BAL	24 BAL	25 BAL
26 BAL	27 LAA	28 LAA	29 LAA	30		

### JULY

SUN	MON	TUE	WED	THU	FRI	SAT
				1 SF	2 SF	
3 SF	4 MIN	5 MIN	6 MIN	7 DET	8 DET	9 DET
10 DET	11 CLE	12 CLE	13 CLE	14 MIN	15 MIN	16 MIN
17 MIN	18	19 	20	21	22 CLE	23 CLE
24 CLE	25	26 COL	27 COL	28	29 OAK	30 OAK
31 OAK						

### AUGUST

SUN	MON	TUE	WED	THU	FRI	SAT
	1 KC	2 KC	3 KC	4 TEX	5 TEX	6 TEX
7 TEX	8	9 KC	10 KC	11 KC	12 DET	13 DET
14 DET	15 HOU	16 HOU	17 HOU	18 HOU	19 CLE	20 CLE
21 CLE	22	23 BAL	24 BAL	25 BAL	26 ARI	27 ARI
28 ARI	29	30 KC	31 KC			

### SEPTEMBER/OCTOBER

SUN	MON	TUE	WED	THU	FRI	SAT
				1 KC	2 MIN	3 MIN
4 MIN	5 SEA	6 SEA	7 SEA	8 OAK	9 OAK	10 OAK
11 OAK	12	13 COL	14 COL	15	16 DET	17 DET
18 DET	19	20 CLE	21 CLE	22 CLE	23 DET	24 DET
25 DET	26	27 MIN	28 MIN	29 MIN	30 SD	OCT 1 SD
OCT 2 SD						

HOME
  AWAY
 Schedule as of 7/30/21